



**2011-12
DALLAS STARS
MEDIA GUIDE**



Reebok

In Memory of Karlis Skrastins

July 9, 1974 – September 7, 2011



ABOUT THIS GUIDE

The PDF you are about to view is a condensed version of the 2011-12 Dallas Stars Media Guide. This season's media guide was developed as an application that can be downloaded via iTunes (for iPad/iPhone) or viewed on our team's media website (<http://www.starsmediacentral.com>) and DallasStars.com. This complete version is also available via flash drive (available by contacting Stars Communications)

In the PDF version, we have included the essential information for media members who are covering our team. The remaining content can be viewed by either downloading our application or visiting the website.

Our media guide will be regularly updated throughout the season. When you download the application, the most recent version will automatically be available to you. Whenever a new update is available, the application will prompt you to download the updated version. The website version of the guide updates automatically as we make changes.

Please contact any member of our communications staff if you have any questions whatsoever about our media guide application.

Thanks,

Dallas Stars Communications

Website: <http://www.starsmediacentral.com>

Twitter: @StarsPR

TABLE OF CONTENTS

Karlis Skrastins Tribute	1
About This Guide	2
Table of Contents	3
2011-12 Dallas Stars	4
In the System	72
Future Stars	99
2011 NHL Entry Draft	109
Hockey Operations	116
Joe Nieuwendyk	117
Glen Gulutzan	119
Records vs. NHL Opponents	121
Year-By-Year Results	171
All-Time Records	223
Individual Player Records (Season).....	224
Records by Game/Period/Career	226
Team Records (Game)	228
Team Records (Period)	230
Team Records (Season)	232
Top 10 Franchise Goaltenders	235
Top 10 Franchise Skaters	239
Top 10 Season Goaltenders	242
Top 10 Season Skaters	245
All-Time Records	248
Dallas Stars All-Time Home/Road Records	249
Dallas Stars All-Time Records vs. NHL	250
Dallas Stars All-Time Records vs. NHL (Home).....	251
Dallas Stars All-Time Records vs. NHL (Away)	252
Dallas Stars All-Time Scoring List.....	253
Longest Goal Streaks	254
Stars Hat Tricks	255
Hat Tricks Against	262
Stars Shutouts	264
Shutouts Against	269
Penalty Shots For/Against History	273
All-Time Special Teams	277
All-Time Overtime Goals For/Against	279
All-Time Shootout Results	283
Stars Best Records	287
Individual Records vs. Opponents	289
Opponent Records vs. Stars	290
Youngest/Oldest Players	291
The Last Time	292
Regular Season Records Team (Game/Period/Season)	294
Regular Season Records Individual (Game/Period/Career)	301
Last Shutouts: NHL Teams (vs. Stars)	303
Last Shutouts: NHL Teams (by Stars)	304
Stars Administration/Coaching Records	305
All-Time Roster	312
All-Time Goaltenders	321
All-Time Sweater Numbers	323
Retired Numbers	328
Last Trade by Club	330
Stars Transactions (1993-94 to present)	332
Development Affiliates	336
NHL Information	337
2010-11 Season in Review	346
Mike Modano: Career By The Numbers	366
Staff Directory	369

2011-12
DALLAS STARS



13 Krys Barch

Forward - Right Wing

HEIGHT	6-1
WEIGHT	222
BIRTHDATE	03 / 26 / 1980 (Age 31)
BIRTHPLACE	Hamilton, Ontario
SHOOTS	Left
ACQUIRED	Signed as a free agent on 7/18/06
DRAFTED	Washington's fourth-round selection (106th overall) in the 1998 NHL Entry Draft

[Player Clips »](#)

About Krys

Krys Barch (KRIHS BAHRCH) is entering his sixth season in the NHL, all with Dallas. Barch has registered over 100 PIM in four of his past five seasons, and has led the Stars in fighting majors for the past five seasons. Barch has played in over 250 NHL games, compiling 10 goals, 16 assists, totaling 26 points during his career.

2010-11 Highlights

GOALS:1 (2x), MR at DET on 2/24/11 (1-0-1)
 ASSISTS:1 vs. NYR on 1/7/11 (0-1-1)
 POINTS:1 (3x), MR at DET on 2/24/11 (1-0-1)
 +/-:+1 (3x), MR at DET on 2/24/11
 PIM:22, vs. EDM on 1/26/11
 SHOTS:2 (3x), MR vs. NYR on 1/7/11
 GOAL STREAK: None
 ASSISTS STREAK:None
 POINT STREAK:None

- Since 2006-07, Dallas is 8-2-0 when Barch records a goal
- Skated in 44 games and collected two goals and one assist
- Missed eight games with facial injury from 2/5/11-2/22/11
- Missed six games with foot injury from 12/4/10-12/13/10
- Ranked third on the club with 80 PIM
- Recorded one goal at NSH on 12/28/10
- Posted one goal at DET on 2/24/11 in his first game back from facial injury
- Posted season-high six hits vs. LAK on 1/17/11

Career Highlights

Most Goals, Game: 1 (10x), MR at DET on 2/24/11 (1-0-1)
 Most Assists, Game: 2 vs. DET on 1/12/09
 Most Points, Game: 2 (2x), MR vs. DET on 1/12/09 (0-2-2)
 Most PIM, Game: 22 vs. EDM on 1/26/11
 Most Shots, Game: 4 at TOR on 12/23/08

Assist Scoring Streak: 2 games, 10/29/08 - 10/31/08
Point Scoring Streak: 2 games, 10/29/08 - 10/31/08
First NHL Game: vs. LAK on 1/15/07
First NHL Goal: at SJ on 2/1/07
First NHL Point: at SJ on 2/1/07

- **2009-10:**

- Recorded career-highs in assists (6) and fighting majors (20) in 2009-10
- Season-high eight hits vs. NYI on 1/8/10
- Dallas was 5-0-1 when he recorded an assist
- Logged season-high 12 PIM twice
- Missed final eight games of the season of the 2009-10 season with a calf laceration

- **2008-09:**

- Recorded career-highs in goals (4), points (9), games played (72) and PIM (133)
- Posted a career-high two-game assist streak (0-2-2) from 10/29/08-10/31/08

- **2007-08:**

- Appeared in 48 games with Dallas, notching one goal and two assists and played in three playoff games (0-0-0)

- **2006-07:**

- Split the season between the Iowa Stars (AHL) and Dallas, appearing in 31 games with Iowa over the first part of the season, notching three goals and five assists for eight points with 110 PIM

CAREER TRANSACTIONS:

- Signed as a free agent on 7/18/03
- Washington's fourth-round selection (No. 106 overall) in the 1998 NHL Entry Draft

Amateur Highlights

- Appeared in three seasons from 1997-2000 with London of the Ontario Hockey League
- In 1997-98, posted 36 points (9-27-36) with 62 PIM
- In the playoffs in 1998, he tallied seven points (4-3-7) in 16 outings
- In 1998-99 with London, recorded 38 points (18-20-38) in 66 contests
- During the 1999 OHL playoffs, he helped lead London to the Ontario Hockey League finals, eventually losing to Belleville
- Tied for third on Belleville in scoring during the 1999 OHL Playoffs with 26 points (9-17-26).

Personal

- First Job: Working on the "kill floor" of a cattle factory
- Married, wife's name is Holly
- Children: 1, Hayden (4/14/07)
- Hometown: London, Ontario
- Favorite Sport Growing Up (other than hockey): Soccer
- Favorite Movies: Dazed and Confused, Gladiator
- Greatest Sporting Event To Witness: 1972 Summit Series between Canada and Soviet Union
- Contract status: Through 2011-12 season

Career vs. NHL					
TEAM	GP	G	A	PTS	PIM
Anaheim	20	1	1	2	79
Boston	3	0	0	0	10
Buffalo	3	0	0	0	17
Calgary	11	0	1	1	2
Carolina	3	0	0	0	4
Chicago	11	0	2	2	11
Colorado	10	0	1	1	0
Columbus	11	0	1	1	39
Dallas	-	-	-	-	-
Detroit	15	1	3	4	16
Edmonton	11	1	0	1	68
Florida	3	0	0	0	0
Los Angeles	18	1	0	1	19
Minnesota	12	0	1	1	17
Montreal	2	0	0	0	2
Nashville	17	2	0	2	14
New Jersey	5	0	1	1	6
NY Islanders	4	1	0	1	2
NY Rangers	4	0	1	1	0
Ottawa	3	0	1	1	4
Philadelphia	4	0	0	0	17
Phoenix	19	0	1	1	46
Pittsburgh	4	0	0	0	12
San Jose	22	1	0	1	75
St. Louis	14	1	2	3	52
Tampa Bay	1	0	0	0	0
Toronto	4	1	0	1	15
Vancouver	13	0	0	0	12
Washington	3	0	0	0	5
Winnipeg	3	0	0	0	11
NHL TOTALS	253	10	16	26	555

Career Stats												
SEASON	CLUB	LEAGUE	REGULAR SEASON					PLAYOFFS				
			GP	G	A	PTS	PIM	GP	G	A	PTS	PIM
1997-98	London	OHL	65	9	27	36	62	16	4	3	7	16
1998-99	London	OHL	66	18	20	38	66	25	9	17	26	15
1999-00	London	OHL	56	23	26	49	78	-	-	-	-	-
-	Portland	AHL	-	-	-	-	-	4	0	2	2	2
2000-01	Portland	AHL	76	10	15	25	91	2	0	0	0	0
2001-02	Richmond	ECHL	25	6	4	10	43	-	-	-	-	-
-	Portland	AHL	29	3	8	11	28	-	-	-	-	-
2002-03	Portland	AHL	36	1	7	8	49	-	-	-	-	-
2004-05	Greenville	ECHL	55	11	19	30	154	3	0	0	0	36
-	Norfolk	AHL	9	1	0	1	37	-	-	-	-	-
2005-06	Iowa	AHL	43	7	6	13	129	7	0	1	1	37
-	Greenville	ECHL	14	10	4	14	75	-	-	-	-	-
2006-07	Dallas	NHL	26	3	2	5	107	-	-	-	-	-
-	Iowa	AHL	31	3	5	8	110	-	-	-	-	-
2007-08	Dallas	NHL	48	1	2	3	105	3	0	0	0	2
2008-09	Dallas	NHL	72	4	5	9	133	-	-	-	-	-
2009-10	Dallas	NHL	63	0	6	6	130	-	-	-	-	-
2010-11	Dallas	NHL	44	2	1	3	80	-	-	-	-	-
STARS/NHL TOTALS	-	-	253	10	16	26	555	3	0	0	0	2



14 Jamie Benn

Forward - Left Wing

HEIGHT	6-2
WEIGHT	207
BIRTHDATE	07 / 18 / 1989 (Age 22)
BIRTHPLACE	Victoria, BC
SHOOTS	Left
DRAFTED	Dallas' fifth-round selection (129th overall) in the 2007 NHL Entry Draft

[Player Clips »](#)

About Jamie

Jamie Benn (JAY-mee BEHN) is entering his third season in the NHL, all with Dallas. At 22 years of age, Benn has already played in 151 NHL games, scoring 43 goals and 57 assists in that span. In his first NHL season, Benn became just the second Dallas Star and the 10th in franchise history to eclipse the 20-goal mark (22). Last season, Benn finished third with 22 goals, 34 assists, totaling 56 points in scoring amongst second-year NHL players. In 2010-11, Benn was one of just three NHL players to score a goal in six consecutive games and was also one of 17 players to register a point streak of 10 games or more.

2010-11 Highlights

GOALS: 2, vs. MIN on 1/9 (2-0-2)
 ASSISTS: 3, at FLA on 10/21 (0-3-3)
 POINTS: 3 (2x), MR at SJS on 3/15 (1-2-3)
 +/-: +2 (8x), MR vs. COL on 4/7
 PIM: 10, vs. PIT on 11/3
 SHOTS: 8, vs. SJS on 3/15
 GOAL STREAK: 6 games, 3/1-3/11 (6-1-7)
 ASSIST STREAK: 4 games (2x), MR 3/13-3/19 (2-5-7)
 POINT STREAK: 10 games, 3/1-3/19 (8-6-14)

- Finished 2010-11 ranked third in total scoring by second-year NHL players (22-34-56)
- Notched a career-high 10-game point streak (8-6-14) from 3/1/11 - 3/19/11
- Posted career-high six-game goal streak from 3/1/11 - 3/11/11, tied for the longest goal streak in the NHL in 2010-11
- Finished the season tied for fourth in the NHL in short-handed goals (4) and tied for third in the NHL in short-handed points (6)
- Missed 10 games from 1/26/11-2/19/11 with shoulder injury

Career Highlights

MOST GOALS, GAME: 2 (3x), MR vs. MIN on 1/9/11 (2-0-2)
 MOST ASSISTS, GAME: 3, at FLA on 10/21/10 (0-3-3)
 MOST POINTS, GAME: 3 (3x), MR at SJS on 3/15/11 (1-2-3)
 MOST PIM, GAME: 10 (2X), MR vs. PIT on 11/3/10
 MOST SHOTS, GAME: 8, vs. SJS on 3/15/11
 GOAL SCORING STREAK: 6 games, 3/1/11-3/11/11 (6-1-7)
 ASSIST SCORING STREAK: 4 games (2x), MR 3/13/11-3/19/11 (2-5-7)
 POINT SCORING STREAK: 10 games, 3/1/11-3/19/11 (8-6-14)

FIRST NHL GAME: vs. NSH on 10/3/09
 FIRST NHL GOAL: at VAN on 10/11/09
 FIRST NHL POINT: at EDM on 10/6/2009

• **2009-10:**

- Ranked third overall among first-year players in goals (22) and shots (182), fifth in points (41) and tied for ninth in assists (19)
- Led all NHL rookies in even-strength goals (20), hits (186) and takeaways (70)
- Became just the second Stars rookie to score over 20 goals and the 10th in franchise history
- Was one of only four rookies and one of three Dallas Stars to play in all 82 games

Personal

- Played center field in baseball during high school
- Older brother, [Jordie](#), is a defensive prospect in the Stars' system who currently plays for Dallas' AHL affiliate (Texas Stars)
- Favorite TV Show: Two and a Half Men
- Enjoys fishing and golfing during the summer
- Resides in Victoria, BC, during the off-season
- Contract status: Through 2011-12 season

Career vs. NHL					
TEAM	GP	G	A	PTS	PIM
Anaheim	12	2	3	5	6
Boston	1	0	0	0	0
Buffalo	2	1	2	3	0
Calgary	7	2	3	5	9
Carolina	4	2	1	3	0
Chicago	7	1	2	3	2
Colorado	8	2	3	5	2
Columbus	7	1	1	2	12
Dallas	-	-	-	-	-
Detroit	7	1	5	6	0
Edmonton	6	6	3	9	0
Florida	2	0	4	4	0
Los Angeles	12	4	3	7	6
Minnesota	8	4	2	6	6
Montreal	2	1	0	1	2
Nashville	8	0	4	4	4
New Jersey	4	0	0	0	4
NY Islanders	2	1	1	2	0
NY Rangers	2	0	0	0	0
Ottawa	2	1	0	1	2
Philadelphia	3	0	2	2	0
Phoenix	11	7	1	8	14
Pittsburgh	2	0	1	1	10
San Jose	12	4	5	9	7
St. Louis	7	2	2	4	5
Tampa Bay	1	0	1	1	0
Toronto	2	0	1	1	2
Vancouver	6	1	1	2	4
Washington	2	0	0	0	0
Winnipeg	2	1	2	3	0
NHL TOTALS	151	44	53	97	97

Career Stats												
SEASON	CLUB	LEAGUE	REGULAR SEASON					PLAYOFFS				
			GP	G	A	PTS	PIM	GP	G	A	PTS	PIM
2005-06	Peninsula	VIJHL	38	31	24	55	92	7	5	7	12	20
2006-07	Victoria	BCHL	53	42	23	65	78	11	5	4	9	12
2007-08	Kelowna	WHL	51	33	32	65	68	7	3	8	11	4
2008-09	Kelowna	WHL	56	46	36	82	71	19	13	20	33	18
2009-10	Dallas	NHL	82	22	19	41	45	-	-	-	-	-
-	Texas	AHL	-	-	-	-	-	24	14	12	26	22
2010-11	Dallas	NHL	69	22	34	56	52	-	-	-	-	-
-	-	-	-	-	-	-	-	-	-	-	-	-
STARS/NHL TOTALS	-	-	151	44	53	97	97	-	-	-	-	-



16 Adam Burish

Forward - Right Wing

HEIGHT	6-0
WEIGHT	189
BIRTHDATE	01 / 6 / 1983 (Age 28)
BIRTHPLACE	Madison, WI
SHOOTS	Right
ACQUIRED	Signed as a free agent on 7/1/10
DRAFTED	Chicago's ninth-round selection (282nd overall) in the 2002 NHL Entry Draft

[Player Clips »](#)

About Adam

Adam Burish (A-duhm BUHR-ish) is entering his sixth season in the NHL and his second with the Stars. Burish has played in over 200 career NHL games and was a member of the 2010 Stanley Cup Champion Chicago Blackhawks. Prior to his NHL career, Burish played at the University of Wisconsin where he won a national title in 2006 while earning his bachelor's degree in Economics.

2010-11 Highlights

GOALS: 1 (8x), MR at ANA on 3/4 (1-0-1)
 ASSISTS: 1 (6x), MR at LAK on 3/7 (0-1-1)
 POINTS: 2, at EDM on 1/20 (1-1-2)
 +/-: +2, at EDM on 1/20
 PIM: 17, at FLA on 10/21
 SHOTS: 5, at COL on 11/6
 GOAL STREAK: None
 ASSIST STREAK: None
 POINT STREAK: 2 games (2x), MR 3/1-3/4 (1-1-2)

- Posted new career-highs in goals (8), assists (6) and points (14)
- Ranked second on the team with 91 PIM
- Recorded his only multi-point game of the season at EDM on 1/20 (1-1-2)
- Dallas was 38-18-7 when he was in the lineup in 2010-11
- Missed 19 games due to injury
- Skated in his 200th career NHL game vs. SJS on 12/16/10

Career Highlights

MOST GOALS, GAME: 1 (19X), MR at ANA on 3/4/11 (1-0-1)
 MOST ASSISTS, GAME: 2 (2x), MR at DAL on 4/6/10 (0-2-2)
 MOST POINTS, GAME: 3, at PHX on 1/6/09 (1-2-3)
 MOST PIM, GAME: 24, at LAK on 1/1/08
 MOST SHOTS, GAME: 5 (2x), MR at COL on 11/6/10
 GOAL SCORING STREAK: 2 games (2x), MR 2/5/09-2/7/09 (2-0-2)
 ASSIST SCORING STREAK: None

POINT SCORING STREAK: 2 games (4x), MR 3/1/11-3/4/11 (1-1-2)
FIRST NHL GAME: at STL on 10/14/06
FIRST NHL GOAL: at SJS on 1/22/08
FIRST NHL POINT: vs. LAK on 12/12/07

- **2009-10:**

- Won the Stanley Cup with the Chicago Blackhawks
- Missed the first 65 games of the regular season due to injury
- Recorded 2 PIM and 15 shots on goal in 15 postseason tilts en route to the Blackhawks 2010 Stanley Cup Championship

- **2008-09:**

- Netted the Western Conference Quarterfinals series-clinching goal, his first-ever Stanley Cup Playoff point vs. CGY on 4/27/09
- Tallied three goals and five points in 17 games during his Stanley Cup Playoff debut
- Skated in his 100th career NHL game on 10/31/09

- **2007-08:**

- Played in his first full NHL season, collecting four goals and four assists
- Ranked third in the NHL, and first on CHI with 214 PIM
- Became the first Blackhawks player since Bob Probert in 1998-99 to rack up more than 200 penalty minutes in a single season

- **2006-07:**

- Appeared in nine games with Chicago during his first NHL season and notched 2 PIM
- Posted 21 points (11-10-21) in 64 games with the Norfolk Admirals (AHL)
- Tallied his first professional point with an overtime goal against Manchester (AHL) on 11/12/06

CAREER TRANSACTIONS:

- Signed by Dallas as a free agent on 7/1/10
- Chicago's ninth-round selection (No. 282nd overall) in the 2002 NHL Entry Draft

Amateur Highlights

- Captained the University of Wisconsin to the NCAA Championship during his senior year in 2005-06
- Ranked third on the Badgers with 24 assists and 33 points
- Posted an assist on both goals in the NCAA championship game
- Won the team's National W Club Community Service Award and was a Community All-American

Personal

- Graduated with a degree in Economics from the University of Wisconsin
- If he wasn't a pro hockey player he would want to be a rockstar
- Favorite TV Show: Entourage
- Favorite Book: It's Not About the Bike: My Journey Back to Life by Lance Armstrong
- Plays guitar and drums
- Spends his summers in Madison, WI
- Contract Status: Through 2011-12 season

Career vs. NHL					
TEAM	GP	G	A	PTS	PIM
Anaheim	11	2	0	2	16
Boston	4	0	1	1	9
Buffalo	4	0	0	0	0
Calgary	10	1	0	1	12
Carolina	4	0	0	0	6
Chicago	2	0	0	0	0
Colorado	13	1	1	2	27
Columbus	17	1	0	1	22
Dallas	10	0	2	2	23
Detroit	15	1	0	1	27
Edmonton	10	3	2	5	4
Florida	3	0	1	1	17
Los Angeles	13	0	4	4	61
Minnesota	12	1	0	1	18
Montreal	4	1	0	1	2
Nashville	18	2	0	2	15
New Jersey	3	0	0	0	0
NY Islanders	2	0	0	0	0
NY Rangers	3	0	0	0	0
Ottawa	2	0	1	1	2
Philadelphia	1	0	0	0	0
Phoenix	13	1	4	5	39
Pittsburgh	2	0	0	0	2
San Jose	11	1	0	1	20
St. Louis	22	1	0	1	28
Tampa Bay	3	1	0	1	5
Toronto	3	0	0	0	0
Vancouver	10	1	0	1	53
Washington	4	0	0	0	4
Winnipeg	3	1	0	1	2
NHL TOTALS	232	19	16	35	414

Career Stats												
SEASON	CLUB	LEAGUE	REGULAR SEASON					PLAYOFFS				
			GP	G	A	PTS	PIM	GP	G	A	PTS	PIM
-	-	-	-	-	-	-	-	-	-	-	-	-
2000-01	Edgewood H.S.	WI	22	25	30	55	22	-	-	-	-	-
2001-02	Green Bay	USHL	61	24	33	57	122	1	0	0	0	0
2002-03	Wisconsin	WCHA	19	0	6	6	32	-	-	-	-	-
2003-04	Wisconsin	WCHA	43	6	13	19	63	-	-	-	-	-
2004-05	Wisconsin	WCHA	41	13	7	20	41	-	-	-	-	-
2005-06	Wisconsin	WCHA	42	9	24	33	67	-	-	-	-	-
2006-07	Chicago	NHL	9	0	0	0	2	-	-	-	-	-
-	Norfolk	AHL	64	11	10	21	146	6	1	1	2	4
2007-08	Chicago	NHL	81	4	4	8	214	-	-	-	-	-
-	United States	WC-A	7	0	3	3	27	-	-	-	-	-
2008-09	Chicago	NHL	66	6	3	9	93	17	3	2	5	30
2009-10	Chicago	NHL	13	1	3	4	14	15	0	0	0	2
2010-11	Dallas	NHL	63	8	6	14	91	-	-	-	-	-
STARS TOTALS	-	-	63	8	6	14	91	-	-	-	-	-
NHL TOTALS	-	-	232	19	16	35	414	32	3	2	5	32



6 Trevor Daley Defenseman

HEIGHT	5-11
WEIGHT	199
BIRTHDATE	10 / 9 / 1983 (Age 28)
BIRTHPLACE	Toronto, ON
SHOOTS	Left
ACQUIRED	Dallas' second-round selection (43rd overall) in the 2002 NHL Entry Draft

[Player Clips »](#)

About Trevor

Trevor Daley (TREH-vuhr DAY-lee) is entering his eighth NHL season, all as a member of the Stars. Daley enters the 2011-12 season two games away from skating in his 500th game (currently: 498) and four assists away from notching his 100th assist (currently: 96). Last season, Daley recorded new career-highs in goals (8), assists (19) and points (27) and was one of four Dallas players to skate in all 82 games, the second season in his career that he appeared in every NHL game. Daley represented Canada at the 2006 World Championships and recorded one assist and 10 PIM in seven games.

2010-11 Highlights

GOALS: 2 vs. ATL on 1/15/11 (2-0-2)
 ASSISTS: 1 (19x), MR at SJS on 3/5/11 (0-1-1)
 POINTS: 2 (2x), MR vs. ATL on 1/15/11 (2-0-2)
 +/-: +2 (7x), MR at ANA on 4/3/11
 PIM: 2 (17x), MR at COL on 4/8/11
 SHOTS: 6 (2x), MR vs. ATL on 1/15/11
 GOAL STREAK: None
 ASSISTS STREAK: 2 games (4x), MR 3/4/11 - 3/5/11 (0-2-2)
 POINT STREAK: 3 games, 3/4/11 - 3/7/11 (1-2-3)

- Posted new career-highs in goals (8), assists (19) and points (27)
- Signed six-year contract extension on 12/29/10
- One of four Dallas Stars to appear in all 82 games, his second NHL season to play in every game
- Scored the game winning goal and notched one assist at MIN on 1/9/11
- Collected two goals on six shots vs. ATL on 1/15/11, setting a new career-high for goals in a game
- Ranked second on the team with 22:29 TOI/G
- Third amongst defensemen in goals and points
- Tied for third on the club with a +7 rating

Career Highlights

Most Goals, Game: 2 vs. ATL on 1/15/11 (2-0-2)
 Most Assists, Game: 2 (4x), MR vs. SJS on 3/15/10
 Most Points, Game: 2 (7x), MR vs. ATL on 1/15/11
 Most PIM, Game: 22 at VAN on 3/13/06
 Most Shots, Game: 6 (2x), MR vs. ATL on 1/15/11

Goal Scoring Streak: 2 games (3x), MR 1/21/10 - 1/22/10 (2-0-2)

Assist Scoring Streak: 4 games, 2/14/09 - 2/21/09 (0-4-4)

Point Scoring Streak: 4 games, 2/14/09 - 2/21/09 (0-4-4)

First NHL Game: at CBJ on 10/25/03

First NHL Goal: at PHX on 12/10/03

First NHL Point: vs. DET on 11/12/03

- 2009-10:
 - Collected his 100th career point (goal) at BUF on 3/10/10
 - One of only two Dallas Stars defensemen to finish the season with a positive plus/minus rating (+3)
- 2008-09:
 - Set new career bests in points (25) and goals (7), breaking the previous bests from 2007-08
 - Daley's 18 assists were one shy of his career-best in helpers and led all Dallas defensemen in goals and ranked third among club blue-liners in points
 - Saw his 157 consecutive games played streak snapped vs. FLA on 3/28/09 (knee injury), which was the longest team streak at the time
- 2007-08:
 - Was one of five Stars to appear in all 82 games in 2007-08
 - Played in all 18 playoff games for Dallas, scoring one goal
- 2006-07:
 - Ranked fourth on the team with 99 blocked shots and sixth in TOI/G (19:22)
 - Stars were 12-0-0 when he collected a point
- 2005-06:
 - Played his first full NHL season with the Stars
 - Earned the first multi-point game of his career with two assists at CHI on 12/18/05
 - Appeared in his 100th career NHL game on vs. LAK on 4/1/06
- 2004-05:
 - Appeared in 78 games with Hamilton of the American Hockey League, registering seven goals and 27 assists for 34 points with 109 penalty minutes
- 2003-04:
 - Played his first professional season and split the season between Dallas (27 games, 1-5-6) and Utah (40 games, 8-6-14)

CAREER TRANSACTIONS:

- Dallas' second-round selection (No. 43 overall) in the 2002 NHL Entry Draft

Amateur Highlights

- Played four years with Sault Ste. Marie of the Ontario Hockey League (OHL) from 1999-2003
- In his final season with the Greyhounds, 2002-03, finished fourth in points (53) and tied for fourth in goals (20)
- In 2001-02, he averaged more than a point per game, posting 48 points (9-39-48) in 47 games
- In 2000-01, he appeared in 58 games and collected 14 goals and 27 assists for 41 points with 105 penalty minutes

Personal

- Represented Canada at the 2006 World Championships
- He and his wife, Kristy, welcomed their first child, Trevor Jr., on 7/11/09
- Lists his favorite NHL city as Los Angeles
- His favorite TV show is the Fresh Prince of Bel Air and his favorite movie is Wedding Crashers
- Lists his favorite athlete as Shaquille O'Neal
- Michael Jordan and Wayne Gretzky were his sports idols during his childhood
- Is a fan of the NBA's Miami Heat
- Contract Status: Through 2016-17

Career vs. NHL					
TEAM	GP	G	A	PTS	PIM
Anaheim	42	2	8	10	47
Boston	5	2	2	4	16
Buffalo	6	0	0	0	2
Calgary	25	0	6	6	8
Carolina	7	0	1	1	6
Chicago	25	1	7	8	19
Colorado	24	1	6	7	25
Columbus	23	2	5	7	19
Dallas	-	-	-	-	-
Detroit	23	2	7	9	10
Edmonton	25	2	6	8	10
Florida	6	1	1	2	0
Los Angeles	43	3	7	10	18
Minnesota	24	3	6	9	12
Montreal	5	0	0	0	2
Nashville	24	2	3	5	27
New Jersey	9	0	1	1	21
NY Islanders	5	0	2	2	2
NY Rangers	6	0	0	0	4
Ottawa	5	2	0	2	2
Philadelphia	7	0	5	5	0
Phoenix	43	3	5	8	26
Pittsburgh	5	0	0	0	6
San Jose	43	2	5	7	59
St. Louis	22	1	7	8	6
Tampa Bay	6	0	0	0	0
Toronto	5	0	2	2	0
Vancouver	26	2	1	3	30
Washington	4	1	2	3	4
Winnipeg	5	2	2	4	16
NHL TOTALS	498	34	96	130	381

Career Stats												
SEASON	CLUB	LEAGUE	REGULAR SEASON					PLAYOFFS				
			GP	G	A	PTS	PIM	GP	G	A	PTS	PIM
1999-00	Sault Ste. Mar.	OHL	54	16	30	46	77	15	3	7	10	12
2000-01	Sault Ste. Mar.	OHL	58	14	27	41	105	-	-	-	-	-
2001-02	Sault Ste. Mar.	OHL	47	9	39	48	38	6	2	2	4	4
2002-03	Sault Ste. Mar.	OHL	57	20	33	53	128	1	0	0	0	2
2003-04	Dallas	NHL	27	1	5	6	14	1	0	0	0	0
-	Utah	AHL	40	8	6	14	76	-	-	-	-	-
2004-05	Hamilton	AHL	78	7	27	34	109	4	0	1	1	2
2005-06	Dallas	NHL	81	3	11	14	87	3	0	0	0	0
2006-07	Dallas	NHL	74	4	8	12	63	7	1	0	1	4
2007-08	Dallas	NHL	82	5	19	24	85	18	1	0	1	20
2008-09	Dallas	NHL	75	7	18	25	13	-	-	-	-	-
2009-10	Dallas	NHL	77	6	16	22	25	-	-	-	-	-
2010-11	Dallas	NHL	82	8	19	27	34	-	-	-	-	-
-	-	-	-	-	-	-	-	-	-	-	-	-
NHL TOTALS	-	-	498	34	96	130	381	29	2	0	2	24



11 Jake Dowell

Forward - Center

HEIGHT	6-0
WEIGHT	202
BIRTHDATE	03 / 04 / 1985 (Age 26)
BIRTHPLACE	Eau Claire, WI
SHOOTS	Left
ACQUIRED	Signed as a free agent on 7/1/11
DRAFTED	Chicago's fifth-round selection (No. 140 overall) in the 2004 NHL Entry Draft

[Player Clips »](#)

About Jake

Jake Dowell (JAYK DOW-uhl) is entering his second full season in the NHL, his fifth season overall, and his first as a Dallas Star. Dowell has spent his NHL career as a member of the Chicago Blackhawks, playing in over 100 games, with nine goals and 17 assists in that span. Prior to joining the NHL, Dowell played three seasons on the University of Wisconsin squad with Adam Burish.

2010-11 Highlights

GOALS: 1 (6x), MR vs. MIN on 2/16
ASSISTS: 1 (15x), MR vs. STL on 4/6
POINTS: 1 (21x), MR vs. STL on 4/6
+/-: +2 (6x), MR at CBJ on 2/1
PIM: 7, vs. CGY on 12/5
SHOTS: 5, vs. NYI on 1/9
GOAL STREAK: 3 games, 10/27-10/30 (3-0-3)
ASSIST STREAK: 2 games, 12/11-12/13 (0-2-2)
POINT STREAK: 3 games (2x), MR 11/20-11/26 (1-2-3)

- Twenty of 21 points scored came against Western Conference opponents (6-14-20)
- Led all Blackhawk forwards in blocked shots (43)
- Led CHI in short-handed assists (3)
- Skated in his 100th career NHL game vs. STL on 4/6/11

Career Highlights

MOST GOALS, GAME: 1 (9x), MR vs. MIN on 2/16/11
MOST ASSISTS, GAME: 1 (17x), MR vs. STL on 4/16/11
MOST POINTS, GAME: 2, vs. CBJ on 2/14/10
MOST PIM, GAME: 7, vs. CGY on 12/5/10
MOST SHOTS, GAME: 5, vs. NYI on 1/9/11
GOAL SCORING STREAK: 3 games, 10/27-10/30 (3-0-3)
ASSIST SCORING STREAK: 2 games, 12/11-12/13 (0-2-2)
POINT SCORING STREAK: 3 games (2x), MR 11/20-11/26 (1-2-3)
FIRST NHL GAME: at CGY on 11/22/07
FIRST NHL GOAL: at CGY on 11/22/07

FIRST NHL POINT: at CGY on 11/22/07 (1-0-1)

- **2009-10:**
- Posted the first multi-point game of his NHL career with a goal and an assist in a shootout win at CBJ on 2/14/10
- Skated in three regular-season contests for CHI
- **2008-09:**
- Appeared in one regular season game with CHI, posting a +1 rating and 2 PIM in 13:37
- Ranked second on Rockford (AHL) with a pro career-high 128 PIM and recorded 14 assists and 20 points in 75 regular-season contests
- **2007-08:**
- Netted his first career NHL goal, a short-handed goal, in his first NHL contest at CGY on 11/22/07
- **2006-07:**
- Made his professional debut with the AHL's Norfolk Admirals after signing an Amateur Tryout Contract, posting five points (2-3-5) in nine regular season games

Amateur Highlights

- **2006-07:**
- Led the University of Wisconsin with 19 goals and ranked second with 26 points in 41 contests
- **2005-06:**
- Helped the University of Wisconsin capture the NCAA Championship, tallying a career-best 15 assists and collecting 20 points in 41 contests.

Personal

- Contract Status: Through 2011-12

Career vs. NHL						Career Stats													
TEAM	GP	G	A	PTS	PIM	REGULAR SEASON					PLAYOFFS								
						SEASON	CLUB	LEAGUE	GP	G	A	PTS	PIM	GP	G	A	PTS	PIM	
Anaheim	5	0	1	1	0	-	-	-	-	-	-	-	-	-	-	-	-	-	-
Boston	1	0	0	0	0	2003-04	Wisconsin	WCHA	37	6	13	19	48	-	-	-	-	-	-
Buffalo	2	0	0	0	7	2004-05	Wisconsin	WCHA	38	12	14	26	74	-	-	-	-	-	-
Calgary	5	1	1	2	14	2005-06	Wisconsin	WCHA	43	5	15	20	42	-	-	-	-	-	-
Carolina	1	0	0	0	0	2006-07	Wisconsin	WCHA	41	19	6	25	54	-	-	-	-	-	-
Chicago	0	0	0	0	0	-	Norfolk	AHL	9	2	3	5	8	6	0	3	3	4	4
Colorado	5	0	1	1	2	2007-08	Chicago	NHL	19	2	1	3	10	-	-	-	-	-	-
Columbus	8	1	3	4	7	-	Rockford	AHL	49	7	10	17	64	12	1	1	2	6	6
Dallas	4	0	0	0	10	2008-09	Chicago	NHL	1	0	0	0	2	-	-	-	-	-	-
Detroit	8	0	1	1	4	-	Rockford	AHL	75	6	14	20	128	4	0	0	0	0	0
Edmonton	5	1	1	2	2	2009-10	Chicago	NHL	3	1	1	2	5	-	-	-	-	-	-
Florida	2	0	0	0	0	-	Rockford	AHL	78	7	16	23	96	4	0	0	0	0	0
Los Angeles	5	2	0	2	0	2010-11	Chicago	NHL	79	6	15	21	63	2	0	0	0	0	0
Minnesota	6	2	0	2	5	-	-	-	-	-	-	-	-	-	-	-	-	-	-
Montreal	2	0	0	0	0	NHL TOTALS	-	-	102	9	17	26	80	2	0	0	0	0	0
Nashville	8	0	3	3	0														
New Jersey	1	0	0	0	5														
NY Islanders	1	0	0	0	0														
NY Rangers	1	0	0	0	0														
Ottawa	1	0	0	0	0														
Philadelphia	1	0	0	0	5														
Phoenix	5	0	0	0	2														
Pittsburgh	1	0	0	0	0														
San Jose	5	1	2	3	2														
St. Louis	7	1	1	2	7														
Tampa Bay	3	0	0	0	0														
Toronto	1	0	1	1	0														

Career Transactions

- Chicago's fifth-round selection (140th overall) at the 2004 NHL Entry Draft
- Signed by Dallas as a free agent on 7/1/11



20 Radek Dvorak

Forward - Right Wing

HEIGHT	6-2
WEIGHT	200
BIRTHDATE	03 / 9 / 1977 (Age 34)
BIRTHPLACE	Tabor, Czech Republic
SHOOTS	Right
ACQUIRED	Signed as a free agent on July 1, 2011
DRAFTED	Florida's first-round selection (No. 10 overall) in the 1995 NHL Entry Draft

[Player Clips »](#)

About Radek

Radek Dvorak (RA-dehk duh-VOHR-ak) is entering his 16th season in the NHL and his first season with Dallas. Dvorak spent the majority of the last four seasons with FLA, prior to being traded to ATL on 2/28/11. Dvorak spent a total of nine seasons as a member of the Panthers and became the Florida's all-time leader in games played (613) last season vs. PIT on 11/22/10. Among active NHL players, Dvorak ranks 20th in games played (1118).

2010-11 Highlights

GOALS: 2, at CGY on 10/14 (2-0-2)
ASSISTS: 2, vs. CAR on 11/5 (0-2-2)
POINTS: 2 (2x), vs. CAR on 11/5 (0-2-2)
+/-: +2 (3x), MR vs. CAR on 1/7
PIM: 2 (12x), MR at BUF on 3/19
SHOTS: 5, vs. VAN on 3/25
GOAL STREAK: None
ASSIST STREAK: 3 games, 1/23-1/26 (0-3-3)
POINT STREAK: 3 games, 1/23-1/26 (0-3-3)

- Acquired via trade by ATL from FLA on 2/28/11
- Became the Panthers' all-time leader in games played (613) last season vs. PIT on 11/22/10
- Registered a shot in all but 10 games
- Was an even or plus player in 50 of his 66 GP
- Registered at least a point in two of the three games where he had over 20 minutes of TOI

Career Highlights

MOST GOALS, GAME: 4, at NYI on 3/29/01 (4-0-4)
MOST ASSISTS, GAME: 3 (3x), MR at ANA on 1/16/07 (0-3-3)
MOST POINTS, GAME: 4, at NYI on 3/29/01 (4-0-4)
MOST PIM, GAME: 15, at TBL on 3/21/98
MOST SHOTS, GAME: 9, vs. NYR on 11/3/01
GOAL SCORING STREAK: 4 games (2x), 2/12/01-2/23/01 (4-1-5)
ASSIST SCORING STREAK: 5 games (2x), MR 11/13/03-11/22/03

POINT SCORING STREAK: 8 games, 11/07/96-11/22/96 (4-4-8)

FIRST NHL GAME: at NJD on 10/7/95

FIRST NHL GOAL: at PHI on 11/2/95

FIRST NHL POINT: vs. MTL on 10/11/95 (0-1-1)

- **2009-10:**

- Led the Panthers and ranked tied for fifth in the NHL in short-handed goals (3)
- Played in his 553rd game as a Panther vs. NSH on 3/29/10, moving into third place on the team's all-time list
- Surpassed 1000 shots as a Panther on 2/1/10 vs. ANA becoming just the fifth skater in franchise history to do so
- Recorded three points, including the 200th goal of his NHL career (1-2-3) at CAR on 12/18/09
- Became 249th player in NHL history to play in his 1000th career game vs. EDM on 12/7/09
- Played in his 500th game with the Panthers vs. PIT on 11/23/09
- Recorded second short-handed goal in second straight game vs. PHI on 10/16 (game-winning goal)
- Became franchise's all-time leader in short-handed goals (15) at TBL on 10/12/09

- **2008-09:**

- Paced FLA in short-handed goals (4)
- Notched SHG and added his 500th career NHL point with an assist at DAL on 3/28/09
- Recorded a goal and added his 300th career NHL assist vs. ATL on 1/10/09 (1-2-3)
- Played in his 900th career NHL game on at MTL on 10/20/08

- **2006-07:**

- Skated in his 800th career NHL game vs. TOR on 2/6/07

- **2005-06:**

- Appeared in his second career Stanley Cup Finals, skating in 16 games

- **2004-05:**

- Appeared in 32 games for HC Ceske Budejovic of the Czech Republic

- **2002-03:**

- Appeared in his 600th career NHL game on vs. CBJ on 3/28/03
- Notched his 300th career NHL point vs. TBL on 10/21/02

- **1995-96:**

- Made his NHL debut with Florida at NJD on 10/7/95
- Tallied 27 points (13-14-27) in his rookie campaign, ranking 13th in scoring and 11th in goals among all NHL rookies
- Advanced to the Stanley Cup Finals, appearing in 16 of the 22 playoff games

CAREER TRANSACTIONS:

- Signed as a free agent on 7/1/11
- Acquired by Atlanta from Florida along with a fifth-round selection in 2011 in exchange for Patrick Rissmiller and Niclas Bergfors
- Signed as a free agent by Florida on 7/1/07
- Signed as a free agent by St. Louis on 9/14/06
- Acquired by Edmonton from New York Rangers along with Cory Cross in exchange for Anson Carter and Ales Pisa on 3/11/03
- Acquired by New York Rangers from San Jose in exchange for Todd Harvey and a fourth-round selection in 2001 on 12/30/99
- Acquired by San Jose from Florida in exchange for Mike Vernon and a third-round selection in 2000 on 12/30/99
- Florida's first-round selection (No. 10 overall) in the 1995 NHL Entry Draft


International Highlights

Personal

- Contract Status: Through 2011-12 season

Career vs. NHL					
TEAM	GP	G	A	PTS	PIM
Anaheim	28	6	14	20	10
Boston	41	7	8	15	10
Buffalo	46	10	9	19	14
Calgary	34	7	7	14	24
Carolina	56	8	22	30	10
Chicago	31	9	8	17	8
Colorado	32	4	13	17	18
Columbus	26	4	8	12	10
Dallas	30	6	11	17	4
Detroit	32	7	6	13	14
Edmonton	19	5	12	17	10
Florida	16	5	8	13	6
Los Angeles	29	3	8	11	8
Minnesota	24	2	8	10	2
Montreal	49	8	15	23	10
Nashville	32	12	5	17	20
New Jersey	53	6	19	25	26
NY Islanders	51	15	15	30	28
NY Rangers	32	7	10	17	12
Ottawa	47	5	10	15	28
Philadelphia	53	12	10	22	14
Phoenix	27	8	9	17	0
Pittsburgh	49	14	16	30	14
San Jose	29	3	9	12	12
St. Louis	27	3	7	10	9
Tampa Bay	58	10	22	32	31
Toronto	40	4	15	19	10
Vancouver	30	2	13	15	10
Washington	55	13	12	25	10
Winnipeg	42	10	12	22	12
NHL TOTALS	1118	215	341	556	394

Career Stats												
SEASON	CLUB	LEAGUE	REGULAR SEASON					PLAYOFFS				
			GP	G	A	PTS	PIM	GP	G	A	PTS	PIM
1995-96	Florida	NHL	77	13	14	27	20	16	1	3	4	0
1996-97	Florida	NHL	78	18	21	39	30	3	0	0	0	0
1997-98	Florida	NHL	64	12	24	36	33	-	-	-	-	-
1998-99	Florida	NHL	82	19	24	43	29	-	-	-	-	-
1999-00	Florida	NHL	35	7	10	17	6	-	-	-	-	-
-	NY Rangers	NHL	46	11	22	33	10	0	-	-	-	-
2000-01	NY Rangers	NHL	82	31	36	67	20	-	-	-	-	-
2001-02	NY Rangers	NHL	65	17	20	37	14	-	-	-	-	-
2002-03	NY Rangers	NHL	63	6	21	27	16	-	-	-	-	-
-	Edmonton	NHL	12	4	4	8	14	4	1	0	1	0
2003-04	Edmonton	NHL	78	15	35	50	26	-	-	-	-	-
2005-06	Edmonton	NHL	64	8	20	28	26	16	0	2	2	4
2006-07	St. Louis	NHL	82	10	27	37	48	-	-	-	-	-
2007-08	Florida	NHL	67	8	9	17	16	-	-	-	-	-
2008-09	Florida	NHL	81	15	21	36	42	-	-	-	-	-
2009-10	Florida	NHL	76	14	18	32	20	-	-	-	-	-
2010-11	Florida	NHL	53	7	14	21	20	-	-	-	-	-
-	Atlanta	NHL	13	0	1	1	4	0	-	-	-	-
NHL TOTALS	-	-	1118	215	341	556	394	39	2	5	7	4



21 Loui Eriksson

Forward - Left Wing

HEIGHT	6-1
WEIGHT	189
BIRTHDATE	7 / 17 / 1985 (Age 26)
BIRTHPLACE	Goteborg, Sweden
SHOOTS	Left
ACQUIRED	Dallas' second-round selection (33rd overall) in the 2003 NHL Entry Draft

[Player Clips »](#)

About Loui

Loui Eriksson (LOO-ee AIR-ihk-suhn) is entering his sixth season in the NHL, all with Dallas. Eriksson's 112 goals are the most by any Star since entering the NHL in 2006-07. Last season, Eriksson was a finalist for the Lady Byng Trophy, which is awarded annually to the player who exhibits the most gentlemanly conduct. Eriksson was the only player in the top 200 of NHL scoring to register fewer than 10 penalty minutes. The Goteborg, Sweden, native has played in over 350 NHL games, increasing his scoring totals in each of his five seasons -- which led his teammates to vote him as Dallas' most improved player for both the 2007-08 and 2008-09 seasons. In 2010, Loui Eriksson's three goals and one assist ranked second on Team Sweden's effort at the Olympic Games in Vancouver.

2010-11 Highlights

GOALS: 2 (3x), MR vs. PHX on 11/5/10 (2-2-4)
 ASSISTS: 3 vs. MIN on 4/10/11 (0-3-3)
 POINTS: 4 vs. PHX on 11/5/10 (2-2-4)
 +/-: +3 vs. PIT on 11/3/10
 PIM: 2 (4x), MR vs. LAK on 3/13/11
 SHOTS: 6 (2x), MR at CHI on 12/8/10
 GOAL STREAK: 3 games, 4/5/11 - 4/8/11 (3-1-4)
 ASSISTS STREAK: 9 games, 12/18/10 - 1/15/11 (1-10-11)
 POINT STREAK: 10 games, 12/28/10 - 1/17/11 (2-10-12)

- Posted new career-highs in assists (46) and points (73) and led the club in game-winning goals (6), power play goals (10)
- One of three NHL players to earn an assist in nine straight games (2-10-12)
- One of three Dallas Stars and 17 NHL players to register a point streak of 10 games or more (2-10-12)
- Finalist for the Lady Byng Award and was the only NHL player in the top 200 in scoring to register fewer than 10 penalty minutes
- Registered fewest penalty minutes among all Dallas Stars that played in over 60 games (8 PIM)
- Scored 100th career goal vs. MTL on 12/21
- Plus-or-even player in 50 of his 79 games played
- Represented Sweden at 2011 World Championships in Slovakia

Career Highlights

Most Goals, Game: 3 (2x), MR vs. ANA on 12/31/09
 Most Assists, Game: 3 (2x), MR at MIN on 4/10/11
 Most Points, Game: 4 vs. PHX on 11/5/10 (2-2-4)
 Most PIM, Game: 4 (4x), MR at CGY on 2/11/10

Most Shots, Game: 8 at PHX on 1/10/09
Goal Scoring Streak: 4 games, 2/22/08 - 2/28/08 (6 goals)
Assist Scoring Streak: 9 games, 12/18/10 - 1/15/11 (1-10-11)
Point Scoring Streak: 10 games, 12/28/10 - 1/17/11 (2-10-12)
First NHL Game: at COL on 10/4/06
First NHL Goal: at COL on 10/4/06
First NHL Point: at COL on 10/4/06

- **2009-10:**

- Set new career-highs in assists (42) and points (71)
- Led the club in goals (29) and tied for the lead in game-winning goals (4) and short-handed goals (2) and ranked second on the club in points and assists
- At the end of the 2009-10 campaign, had played all 82 games for the second consecutive year and finished the season on a 216-game iron-man streak dating back to 12/7/07 (healthy scratch)
- Accumulated points in 10 straight home games (9-7-16) from 12/19/09-1/27/10
- Represented Sweden at the 2010 Olympic Games, scoring three goals and an assist in four games

- **2008-09:**

- Named Dallas' most improved player for the second consecutive season
- Ranked second in shooting percentage (20.2%), tied for seventh in even-strength goals (28) and tied for 12th in goals among NHL leaders
- Became the 10th player in Dallas Stars history, and the 27th in franchise history, to record a 30-goal season and scored the most goals by a Star since Brett Hull notched 39 in 2000-01
- Recorded his first career NHL hat trick vs. CBJ on 12/18/08, and was named the NHL's First Star of the Week on 12/22
- Notched his 100th career NHL point vs. ANA on 3/6/09
- Won a bronze medal with Team Sweden at the 2009 World Championships in Switzerland, scoring seven points (3-4-7) in nine games, tied for third on Team Sweden in goals, and tied for fifth in points and assists

- **2007-08:**

- Had a career-high four-game goal streak from 2/22/08-2/28/08 (6-0-6)
- Named Dallas' most improved player for the 2007-08 season
- Ranked third on the team in takeaways (58)
- Played in all 18 Stars playoff games, scoring four goals and four assists (tied for sixth in scoring)
- Three of his playoff goals came in the Western Conference Quarterfinals vs. ANA

- **2006-07:**

- Played his first NHL season with the Stars
- Scored his first NHL goal in his NHL debut at COL on 10/4/06, and became the third player since the team moved to Texas to score a goal in his first NHL game (Mike Kennedy, Jarkko Varvio)

- **2005-06:**

- Played the first professional season of his career with the Iowa Stars during their inaugural season in the American Hockey League
- In 78 games with Iowa (AHL), collected 31 goals and 29 assists for 60 points and 27 PIM, leading the team in goals, power play goals (12) and plus/minus (+20) and ranking second in points.
- Named Iowa Stars Rookie of the Year
- Named the AHL Rookie of the Month for March of 2006, registering six goals and 11 assists for 17 points with a +15 rating in 14 contests

CAREER TRANSACTIONS:

- Dallas' second-round selection (No. 33 overall) in the 2003 NHL Entry Draft

International Highlights

- In 2004-05, appeared in 39 games with Vastra Frolunda and tallied five goals and nine assists for 14 points, as the Indians won the Swedish Elite League
- Member of Team Sweden at the 2005 World Junior Championships, posting two goals and three assists
- In 2003-04, played in 46 games with Vastra Frolunda and collected eight goals and five assists for 13 points and was named Elitserien Rookie of the Year
- Member of the 2004 Swedish Team at the World Juniors
- At the 2003 Under-18 World Championships, he led Team Sweden with seven points (5-2-7)

Personal

- He and his wife, Micaela, welcomed their first child, Elle, on 8/25/09
- Favorite Movie: Braveheart
- Favorite Meal: Steak and potatoes
- Best Vacation Spot: Italy

- Most Memorable Moment: First NHL goal
- Favorite non-hockey team: Liverpool FC
- Contract status: Through 2015-16 season

Career vs. NHL					
TEAM	GP	G	A	PTS	PIM
Anaheim	30	12	9	21	10
Boston	3	0	2	2	0
Buffalo	4	0	2	2	0
Calgary	17	3	8	11	8
Carolina	6	1	2	3	2
Chicago	18	6	7	13	2
Colorado	20	6	6	12	6
Columbus	20	6	6	12	6
Dallas	-	-	-	-	-
Detroit	19	8	8	16	4
Edmonton	19	2	5	7	6
Florida	5	0	3	3	0
Los Angeles	26	5	10	15	10
Minnesota	20	6	15	21	8
Montreal	4	2	1	3	0
Nashville	18	7	6	13	0
New Jersey	7	4	2	6	0
NY Islanders	4	3	1	4	2
NY Rangers	6	1	2	3	2
Ottawa	3	1	1	2	0
Philadelphia	6	0	3	3	5
Phoenix	29	12	11	23	4
Pittsburgh	5	4	1	5	0
San Jose	30	7	14	21	4
St. Louis	18	8	6	14	6
Tampa Bay	4	1	1	2	2
Toronto	4	0	1	1	2
Vancouver	18	5	8	13	6
Washington	4	1	2	3	0
Winnipeg	4	1	2	3	0
NHL TOTALS	371	112	145	257	94

Career Stats												
SEASON	CLUB	LEAGUE	REGULAR SEASON					PLAYOFFS				
			GP	G	A	PTS	PIM	GP	G	A	PTS	PIM
1999-00	Sault Ste. Mar.	OHL	54	16	30	46	77	15	3	7	10	12
2000-01	V. Frolunda	Swe-U18	9	5	3	8	4	-	-	-	-	-
-	V. Frolunda	Swe-Jr.	1	0	0	0	0	-	-	-	-	-
2001-02	V. Frolunda	Swe-U18	1	1	0	1	0	-	-	-	-	-
-	V. Frolunda	Swe-Jr.	35	7	15	22	2	8	2	3	5	2
2002-03	V. Frolunda	Swe-Jr.	30	16	15	31	10	8	4	6	10	4
2003-04	V. Frolunda	Swe-Jr.	46	8	5	13	4	10	1	5	6	0
2004-05	Frolunda	Sweden	39	5	9	14	4	12	0	0	0	0
2005-06	Iowa	AHL	78	31	29	60	27	7	2	5	7	0
2006-07	Dallas	NHL	59	6	13	19	18	4	0	1	1	0
-	Iowa	AHL	15	5	3	8	13	9	2	5	7	0
2007-08	Dallas	NHL	69	14	17	31	28	18	4	4	8	8
-	Iowa	AHL	2	1	2	3	2	-	-	-	-	-
2008-09	Dallas	NHL	82	36	27	63	14	-	-	-	-	-
2009-10	Dallas	NHL	82	29	42	71	26	-	-	-	-	-
-	Sweden	Olympics	4	3	1	4	0	-	-	-	-	-
2010-11	Dallas	NHL	79	27	46	73	8	-	-	-	-	-
-	-	-	-	-	-	-	-	-	-	-	-	-
NHL TOTALS	-	-	371	112	145	257	94	22	4	5	9	8





38 Vernon Fiddler

Forward - Center

HEIGHT	6-2
WEIGHT	195
BIRTHDATE	5 / 9 / 1980
BIRTHPLACE	Edmonton, AB
SHOOTS	Left
ACQUIRED	Signed as a free agent on 7/1/11
DRAFTED	Not Drafted

[Player Clips »](#)

About Vernon

Vernon Fiddler (VUHR-nuhn FIHD-luhr) is entering his ninth season in the NHL and his first season with Dallas after spending the last two years with PHX. Fiddler has ranked in the top 25 in NHL faceoff leaders the last two campaigns and has recorded over a 50% faceoff percentage in each of his last six NHL seasons.

2010-11 Highlights

GOALS: 3 vs. CGY on 11/12/10 (3-0-3)
 ASSISTS: 2 (2x), MR at LAK on 4/6/11 (0-2-2)
 POINTS: 3 at CGY on 11/12/10 (3-0-3)
 PLUS/MINUS: +3 at CGY on 3/15/11
 PIM: 5 (2x), MR vs. ANA on 1/15/11
 SHOTS: 5 (2x), MR at ANA on 3/13/11
 GOAL STREAK: None
 ASSISTS STREAK: 3 games, 12/5/10 - 12/11/10 (0-3-3)
 POINT STREAK: 3 games (2x), MR 1/2/11 - 1/6/11 (1-2-3)

- Appeared in 71 games for PHX and registered 22 points (6-16-22) with 46 PIM
- Recorded first hat trick (3-0-3) of his NHL career vs. CGY on 11/12/10
- Missed 11 games with an upper-body injury (1/15/11 - 2/7/11)
- Three-game point streak (1-2-3) from 1/2/11 - 1/6/11
- Season-high three-game assist (0-3-3) from 12/5/10 - 12/11/10
- Played in 400th career game at EDM on 11/19/10

Career Highlights

MOST GOALS, GAME: 3 at CGY on 11/12/10 (3-0-3)
 MOST ASSISTS, GAME: 2 (8x), MR at LAK on 4/6/11 (0-2-2)
 MOST POINTS, GAME: 3 (2x), MR at CGY on 11/12/10 (3-0-3)
 MOST PIM, GAME: 15 vs. CBJ on 11/26/03
 MOST SHOTS, GAME: 6 (2x), MR vs. LAK on 3/13/08
 GOAL SCORING STREAK: 3 games, 12/21/05 - 12/27/05 (3-0-3)
 ASSIST SCORING STREAK: 3 games (2x), MR 12/5/10 - 12/11/10 (0-3-3)
 POINT SCORING STREAK: 4 games (3x), MR 3/4/10 - 3/13/10 (1-4-5)
 FIRST NHL GAME: at LAK on 11/2/02

FIRST NHL GOAL: at CHI on 11/17/02
FIRST NHL POINT: at CHI on 11/17/02

- 2009-10:
 - Finished with 30 points (8-22-30) in 76 games during his first season with PHX
 - Set a new career-high for assists and shorthanded goals (3) and led PHX in shorthanded goals, his three SH goals led the team
 - Received the team's Hardest Working Player Award
 - Ranked 26th in the NHL and first on the team with a 52.4% faceoff winning percentage
 - Compiled a four-game point streak (1-4-5) from 3/4/10 - 3/13/10
 - Recorded one assist in his PHX debut at LAK on 10/3/11
 - Appeared in six playoff games with PHX and collected two points (1-1-2) and 14 PIM
- 2008-09:
 - Played 78 games for NSH, recording 17 points (11-6-17) and 24 PIM
 - Tied a career-high in goals (11), reaching the mark for the third consecutive season
 - Ranked third on the team in faceoff efficiency with a personal-best 54.1%, marking the fourth straight season he finished with a faceoff percentage above 50.0%
 - Ranked second among NSH forwards in average shorthanded TOI (2:44)
 - One of three Predators to score multiple shorthanded goals (2)
 - Registered a career-high 83 hits
 - Played in his 300th NHL game at CBJ on 3/31/09
 - Scored three goals in a four-game span from 12/18/09 - 12/26/09, two of which were game-winning goals (vs. NYI on 12/20/08 and vs. DET on 12/26/08)
 - Converted his first career shootout attempt on at CBJ on 12/11/08
 - Scored a goal on his first career penalty shot at CGY on 11/6/08
- 2007-08:
 - Established career highs in games played (79), assists (21) and points (32) while playing for NSH
 - Tied a personal best in goals (11) and set a new career-high in average time on ice (13:56)
 - Doubled his hit total from the two previous seasons combined with a career-high 52 hits
 - Registered six multi-point games after recording four multi-point games total in his first three seasons
 - Ranked third on the club in takeaways (51) and third amongst forwards in shorthanded TOI (2:25)
 - Had a career-high four-game point streak (1-3-4) from 3/1/08 - 3/7/08
 - Appeared in his 200th career NHL game vs. TBL on 2/7/08
 - Appeared in all six postseason games and led the team in short handed time on ice (3:53)
- 2006-07:
 - Recorded 26 points (11-15-26) and 40 PIM in 72 games with NSH
 - Established a career-high in goals (11)
 - Scored goals in back-to-back games on three occasions (3/22/07 - 3/24/07, 2/15/07 and 11/15/07 -11/16/07)
 - Played in his 100th NHL game on at ANA on 12/6/06
 - Played in all five playoff games vs. SJ and scored his first career playoff goal in Game Five on 4/20/07
- 2005-06:
 - Appeared in 40 games with NSH, recording 12 points (4-8-12) and 42 PIM
 - Posted his first career two-goal game (2-0-2) on 1/4/06
 - Also played in 11 games for Milwaukee (AHL) and collected seven points (1-6-7)
 - Recorded an assist in his first career NHL playoff game vs. SJ on 4/27/06
- 2004-05:
 - Led Milwaukee (AHL) with a +19 rating and ranked tied for third on the team in goals (20)
 - Played an AHL career-high 73 games and registered 42 points (20-22-42) with 70 PIM
- 2003-04:
 - Opened the season with NSH before being re-assigned to Milwaukee (AHL) on 10/23/03
 - Recalled to NSH on 11/11/03 and played 14 consecutive NHL games
 - Ranked second in playoff PIM (36) on the 2004 AHL Calder Cup Champion Milwaukee Admirals
 - Finished with eight points (5-3-8) in 22 Calder Cup Playoff games
- 2002-03:
 - Recorded six points (4-2-6) in 19 games with NSH
 - Registered his first two career NHL points (1-1-2) at CHI on 11/17/02
 - Collected 24 points (8-16-24) in 54 games with Milwaukee (AHL)
- 2001-02:
 - Finished the season with Norfolk (AHL) after opening the season with Roanoke (ECHL)
 - Named to the 2002 ECHL All-Rookie Team after notching 55 points (27-28-55) in 44 games
 - Added 13 points (8-5-13) in 38 games with Norfolk

CAREER TRANSACTIONS:

- Signed as a free agent on 7/1/11

- Signed as a free agent by Phoenix on 7/1/09
- Signed as a free agent by Nashville on 5/6/02
- Was not drafted by a NHL franchise

Amateur Highlights


- Ranked second on Medicine Hat (WHL) in goals (33) and points (71) and established junior career-highs in goals, assists (38), points and PIM (100) during the 2000-01 season
- Tied for second in points (48) on Kelowna (WHL) and ranked 3rd in goals (20) and assists (28) during the 1999-2000 season and registered four points (1-3-4) in five playoff games
- Led Kelowna in goals (22) in 1998-99 and finished with 22-21-43 and 82 PIM
- In his first WHL season with Kelowna in 1997-98, appeared in 65 games and collected 21 points (10-11-21)

Personal

- Contract Status: Through 2013-14
- Favorite Movie: You, Me and Dupree
- Favorite TV Show: Everyone Loves Raymond
- Favorite Restaurant: P.F. Chang's
- Lists Kenny Chesney as his favorite singer
- Favorite hockey moment: Winning the AHL's Calder Cup with Milwaukee in 2004
- Nickname: Fids
- Vernon and his wife Chrissy have one son, Blake
- Favorite vacation spot: The Bahamas
- Enjoys hanging out with his family and golfing in his spare time

Career vs. NHL					
TEAM	GP	G	A	PTS	PIM
Anaheim	27	3	4	7	29
Boston	7	0	2	2	7
Buffalo	6	0	0	0	13
Calgary	23	7	10	17	14
Carolina	7	1	1	2	6
Chicago	33	6	5	11	20
Colorado	23	2	6	8	9
Columbus	37	7	5	12	25
Dallas	27	1	5	6	8
Detroit	34	2	3	5	14
Edmonton	20	4	6	10	8
Florida	6	2	0	2	0
Los Angeles	25	0	6	6	20
Minnesota	22	3	5	8	15
Montreal	5	1	0	1	2
Nashville	7	0	2	2	6
New Jersey	6	0	1	1	2
NY Islanders	6	1	1	2	2
NY Rangers	6	1	3	4	4
Ottawa	6	0	0	0	4
Philadelphia	5	0	1	1	4
Phoenix	13	2	4	6	11
Pittsburgh	6	0	1	1	8
San Jose	23	6	3	9	10
St. Louis	31	5	6	11	16
Tampa Bay	7	1	0	1	4
Toronto	4	2	0	2	2

Career Stats														
		REGULAR SEASON					PLAYOFFS							
SEASON	CLUB	LEAGUE	GP	G	A	PTS	PIM	GP	G	A	PTS	PIM		
1997-98	Hull Olympiques	QMJHL	69	34	28	62	41	10	4	2	6	4		
1997-98	Kelowna	WHL	65	10	11	21	31	7	0	1	1	4		
1999-00	Kelowna	WHL	64	20	28	48	60	5	1	3	4	4		
2000-01	Kelowna	WHL	3	0	2	2	0	-	-	-	-	-		
-	Medicine Hat	WHL	67	33	38	71	100	-	-	-	-	-		
-	Arkansas	ECHL	3	0	1	1	2	5	3	0	3	5		
2001-02	Roanoke	ECHL	44	27	28	55	71	-	-	-	-	-		
-	Norfolk	AHL	38	8	5	13	28	4	1	3	4	2		
2002-03	Nashville	NHL	19	4	2	6	14	-	-	-	-	-		
-	Milwaukee	AHL	54	8	16	24	70	6	1	2	3	14		
2003-04	Nashville	NHL	17	0	0	0	23	-	-	-	-	-		
-	Milwaukee	AHL	47	9	15	24	72	22	5	3	8	36		
2004-05	Milwaukee	AHL	73	20	22	42	70	7	0	0	0	18		
2005-06	Nashville	NHL	40	8	4	12	42	2	0	1	1	0		
-	Milwaukee	AHL	11	1	6	7	20	-	-	-	-	-		
2006-07	Nashville	NHL	72	11	15	26	40	5	1	1	2	4		
2007-08	Nashville	NHL	79	11	21	32	47	6	0	0	0	0		
2008-09	Nashville	NHL	78	11	6	17	24	-	-	-	-	-		
2009-10	Phoenix	NHL	76	8	22	30	46	6	1	1	2	14		
2010-11	Phoenix	NHL	71	6	16	22	46	4	0	0	0	0		
-	-	-	-	-	-	-	-	-	-	-	-	-		
NHL TOTALS	-	-	452	59	86	145	282	23	2	3	5	18		



28 Mark Fistic

Defenseman

HEIGHT	6-3
WEIGHT	234
BIRTHDATE	6 / 1 / 1986 (Age 25)
BIRTHPLACE	Edmonton, AB
SHOOTS	Left
ACQUIRED	Dallas' first-round selection (28th overall) in the 2004 NHL Entry Draft

[Player Clips »](#)

About Mark

Mark Fistic (MAHRK FIHST-rihc) is entering his fifth season in the NHL, all with Dallas. Fistic has played in over 150 NHL games, earning a +19 rating in that span. At 6-3, 234 pounds, Fistic has been listed as the Stars' biggest player in each of the last three seasons. During the last two campaigns, Fistic has ranked in the top five on the team in blocked shots (fifth in both seasons), and has the second most hits among Dallas defensemen during that same period (344 hits second only to Robidas, who has 485 hits). Prior to joining the NHL, Fistic helped the Vancouver Giants win the Western Hockey League Championship.

2010-11 Highlights

GOALS: 1 (2x), MR vs. DET on 12/29/10 (1-0-1)
 ASSISTS: 1 (3x), MR at SJS on 3/5/11 (0-1-1)
 POINTS: 1 (5x), MR at SJS on 3/5/11
 +/-: +2 at DET on 2/24/11
 PIM: 7 at LAK on 11/11/10
 SHOTS: 2 (5x), MR vs. COL on 4/7/11
 GOAL STREAK: 2 games, 12/28/10 - 12/29/10 (2 goals)
 ASSISTS STREAK: None
 POINT STREAK: 2 games, 12/28/10 - 12/29/10 (2-0-2)

- Skated in 56 games for Dallas, posting two goals, three assists and 44 PIM
- Led all Dallas defensemen in hits per game (3.03), and was second in overall hits (173) only to Robidas
- Four of his five points (one goal, three assists) came on the road (26 GP)
- Two-game goal streak from 12/28/10-12/29/10 (2-0-2), the first goal streak of his NHL career
- Had a +5 rating on Wednesday games
- Recorded a season-high 18:19 minutes of ice time, one shot and a +1 rating vs. PIT on 11/3
- Ranked fourth on the team with 173 hits

Career Highlights

MOST GOALS, GAME: 1 (3x), MR vs. DET on 12/29/10 (1g, 0a)
 MOST ASSISTS, GAME: 1 (4x), MR at SJS on 3/5/11 (0g, 1a)
 MOST POINTS, GAME: 2 vs. COL on 3/14/10
 MOST PIM, GAME: 7 at LAK on 11/11/10
 MOST SHOTS, GAME: 6 vs. STL on 2/26/09
 GOAL SCORING STREAK: 2 games, 12/28/10 - 12/29/10 (2-0-2)

ASSIST SCORING STREAK: 2 games, 1/27/10 - 1/29/10 (0-2-2)
POINT SCORING STREAK: 2 games (2x), MR 12/28/10 - 12/29/10 (2-0-2)
FIRST NHL GAME: vs. MTL on 12/23/07
FIRST NHL GOAL: at LAK on 10/22/09
FIRST NHL POINT: at DET on 1/2/08

- **2009-10:**

- Led the team and ranked 10th overall with a +27 rating in the NHL
- Was the only player in the top-35 of plus/minus not on a playoff team
- Was an even or plus player in 61 of his 67 games played (91%)
- Set new career highs in goals (1), assists (9) and points (10) during the 2010-11 season and earned his first multi-point NHL game with two helpers vs. COL on 3/14/10
- Recorded assists in back-to-back games twice during January
- Played his 100th career NHL game at ANA on 12/8/09

- **2008-09:**

- Despite appearing in fewer than half the club's games in 2008-09, ranked seventh on Stars with 44 blocked shots and eighth with 114 hits
- Appeared in 35 games in 2008-09 with Manitoba (AHL), recording eight helpers and 26 PIM
- Fistic skated in 22 AHL Playoff games with Manitoba, earning seven points (2-5-7) and 26 PIM, helping the Moose win the Western Conference before losing to Hershey in the Calder Cup Final
- Ranked second among Manitoba defensemen in playoff points, and tied for second in playoff assists

- **2007-08:**

- Made his NHL playoff debut in Game Four of the first round vs. ANA on 4/17/08, logging 14:39 minutes
- Averaged 14:50 TOI/G in the 2008 Playoffs (after averaging 12:44 TOI/G in the regular season)
- Played 30 games with Iowa (AHL), posting five points (1-4-5) with 48 PIM in 2007-08
- Appeared in his first NHL game vs. MTL on 12/23/07

- **2006-07:**

- Played in 80 games for Iowa (AHL) in his first professional hockey season and ranked third among team defensemen in assists with 22
- Appeared in all 12 playoff games for Iowa

CAREER TRANSACTIONS:

- Dallas' first-round selection (28th overall) in the 2004 NHL Entry Draft

Amateur Highlights

- Played the 2005-06 season with the Vancouver Giants (WHL), scoring 29 points (7-22-29) in 60 games with 148 PIM
- In 18 playoff games with the WHL Champion Giants, collected 10 points (1-9-10) and 30 penalty minutes
- In five seasons with Vancouver from 2001-06, posted 11 goals and 47 assists for 58 points with 453 PIM
- Appeared in just 15 games in 2004-05 after suffering a broken jaw twice
- Was awarded the Pat Quinn Defenseman of the Year award by the Vancouver Giants as the top defenseman in 2003-04
- Played for Team Canada at the U-18 World Cup in 2003, as well as Team Alberta's Gold Medal Winning team at the 2003 Canada Winter Games

Personal

- Favorite non-hockey team: Edmonton Eskimos (CFL)
- Lists his parents as the people who have had the biggest influence on his hockey career
- Favorite Movie: Wedding Crashers
- Enjoys playing golf, movies and playing video games
- Favorite video games: Tiger Woods Golf and Mario Kart
- Lists winning the WHL Championship with the Vancouver Giants and playing in his first NHL game as his most memorable hockey moments
- Contract status: Through 2011-12 season

Career vs. NHL					
TEAM	GP	G	A	PTS	PIM
Anaheim	17	0	0	0	6
Boston	2	0	0	0	0
Buffalo	3	0	0	0	2
Calgary	10	0	1	1	21
Carolina	3	0	0	0	2
Chicago	7	0	1	1	4
Colorado	8	2	3	5	2
Columbus	9	0	1	1	0
Dallas	-	-	-	-	-
Detroit	10	1	2	3	0
Edmonton	10	0	0	0	28
Florida	2	0	0	0	0
Los Angeles	14	1	2	3	13
Minnesota	12	0	1	1	17
Montreal	3	0	0	0	2
Nashville	9	1	0	1	12
New Jersey	5	0	1	1	0
NY Islanders	3	0	1	1	2
NY Rangers	3	0	1	1	0
Ottawa	1	0	0	0	2
Philadelphia	3	0	0	0	7
Phoenix	13	0	0	0	6
Pittsburgh	2	0	0	0	2
San Jose	15	0	1	1	20
St. Louis	12	0	0	0	12
Tampa Bay	2	0	0	0	4
Toronto	2	0	0	0	0
Vancouver	12	0	1	1	13
Washington	2	0	0	0	0
Winnipeg	2	0	1	1	2
NHL TOTALS	197	3	18	21	179

Career Stats												
-	-	-	REGULAR SEASON					PLAYOFFS				
SEASON	CLUB	LEAGUE	GP	G	A	PTS	PIM	GP	G	A	PTS	PIM
2001-02	Vancouver	WHL	4	0	2	2	0	-	-	-	-	-
2002-03	Vancouver	WHL	63	2	7	9	81	4	0	0	0	8
2003-04	Vancouver	WHL	72	1	11	12	192	11	0	2	2	10
2004-05	Vancouver	WHL	15	1	5	6	32	6	1	1	2	16
2005-06	Vancouver	WHL	60	7	22	29	148	18	1	9	10	30
2006-07	Iowa	AHL	80	2	22	24	83	12	0	0	0	16
2007-08	Dallas	NHL	37	0	2	2	24	9	0	0	0	6
-	Iowa	AHL	30	1	4	5	48	-	-	-	-	-
2008-09	Dallas	NHL	36	0	4	4	42	-	-	-	-	-
-	Manitoba	AHL	35	0	8	8	26	22	2	5	7	26
2009-10	Dallas	NHL	67	1	9	10	69	-	-	-	-	-
2010-11	Dallas	NHL	57	2	3	5	44	-	-	-	-	-
-	-	-	-	-	-	-	-	-	-	-	-	-
NHL TOTALS	-	-	197	3	18	21	179	9	0	0	0	6



18 Eric Godard

Right Wing

HEIGHT	6-4
WEIGHT	214
BIRTHDATE	3 / 7 / 1980 (Age 31)
BIRTHPLACE	Vernon, BC
SHOOTS	Right
ACQUIRED	Signed as a free agent on 7/12/11
DRAFTED	Not Drafted

[Player Clips »](#)

About Eric

Eric Godard (AIR-ihk GAW-duhrd) enters his ninth season in the NHL and his first with the Dallas Stars. This will be Godard's fourth NHL club, having spent his previous eight seasons with the Pittsburgh Penguins, Calgary Flames and New York Islanders. Godard, who has played in over 300 NHL games, was a member of the 2009 Stanley Cup Champion Pittsburgh Penguins. That season, Godard was voted as the "player's player" by his teammates as someone who best exemplifies the characteristics of leadership and teamwork. Godard has accumulated over 800 penalty minutes in his career, including 100-or-more in three of the last four seasons.

2010-11 Highlights

GOALS: None
 ASSISTS: 1 (2x), MR at ATL on 4/10/11 (0-1-1)
 POINTS: 1 (2x), MR at ATL on 4/10/11 (0-1-1)
 PLUS/MINUS: +1 (5x), MR at ATL on 4/10/11
 PIM: 31, at NYI on 2/11/11
 SHOTS: 1, at NYR on 2/1/11
 GOAL STREAK: None
 ASSISTS STREAK: 2 games, 4/8/11 - 4/10/11 (0-2-2)
 POINT STREAK: None

- Appeared in 19 games for PIT and posted three assists (0-3-3) and 105 PIM
- Topped 100 PIM for the fourth time in his career

Career Highlights

MOST GOALS, GAME: 3, at CGY on 11/12/10 (3-0-3)
 MOST ASSISTS, GAME: 2 (8x), MR at LAK on 4/6/11 (0-2-2)
 MOST POINTS, GAME: 1 (6x), at NYI on 4/11/10
 MOST PIM, GAME: 31, at NYI on 2/11/11
 MOST SHOTS, GAME: 4 (2x), at MTL on 12/10/09
 GOAL SCORING STREAK: None
 ASSIST SCORING STREAK: 2 games (2x), MR 4/8/11 - 4/10/11 (0-2-2)
 POINT SCORING STREAK: None
 FIRST NHL GAME: vs. PHI on 10/17/02
 FIRST NHL GOAL: vs. TOR on 12/19/05
 FIRST NHL POINT: vs. TBL on 11/20/03

- **2009-10:**
- Collected three points (1-2-3) and 76 PIM in 45 games with PIT
- Missed 16 games (1/28/10 - 3/17/10) with a groin injury
- Appeared in his 300th NHL game at MTL on 12/10/09
- Tied career-high with four shots on at MTL on 12/10/09
- **2008-09:**
- Won the Stanley Cup with PIT
- Collected four points (2-2-4) and 171 PIM in his first season with PIT
- Voted by his PIT teammates as the "Player's Player" Award winner as the player who best exemplifies leader and dedication to teamwork
- **2007-08:**
- Played career-high 74 games with CGY, collecting two points (1-1-2) with 171 PIM
- Appeared in five playoff games with CGY and collected 2 PIM in five games
- **2006-07:**
- Appeared in 19 games with CGY and earned one point (0-1-1) with 50 PIM
- **2005-06:**
- Played in 57 games with NYI and collected four points (2-2-4) with 115 PIM
- **2004-05:**
- Registered 75 games with Bridgeport (AHL) and logged 18 points (7-11-18) and 295 PIM
- **2003-04:**
- Appeared in 31 games with NYI and registered 97 PIM with one point (0-1-1)
- Played in seven games for Bridgeport (AHL) with 13 PIM
- **2002-03:**
- Saw his first NHL action with NYI and played in 19 games with 48 PIM
- Appeared in two playoff games for NYI, tallying one point (0-1-1) and 4 PIM
- Accumulated 199 PIM in 46 games for Bridgeport (AHL) and collected four points (2-2-4)
- Played in six playoff games for Bridgeport, recording 16 PIM
- **2001-02:**
- Played in 67 games with Bridgeport (AHL), posting five points (1-4-5) with 198 PIM
- Appeared in 20 playoff games and collected four points (0-4-4) and 30 PIM
- **2000-01:**
- Registered 132 PIM in 45 games for Louisville (AHL)
- **1999-00:**
- Split the season between Lethbridge (WHL) and Louisville (AHL)
- Appeared in four games with Louisville and registered one point (0-1-1) with 16 PIM

CAREER TRANSACTIONS:

- Signed as a free agent on 7/12/11
- Signed as a free agent by Pittsburgh on 7/1/08
- Signed as a free agent by Calgary on 8/10/06
- Was not drafted by an NHL franchise

Amateur Highlights

- Played three seasons for Lethbridge (WHL) from 1997-00, tallying 15 points (5-10-15) with 549 PIM in 133 games
- During the 1999-00 season, recorded his best season in junior hockey by collecting eight points (3-5-8) with 310 PIM in 60 games
- Led WHL in penalty minutes with 310 in 1999-00


Personal

- With the Penguins, was named Edward J. DeBartolo "Community Service" Award winner for his commitment to the community and charity projects in 2008-09
- Nickname: "Godsy"
- Lists Rogers Arena as favorite road arena and Nashville as his favorite city to visit on the road
- Favorite Food: Fried peanut butter and banana sandwiches
- Favorite Movie: *Touching the Void* and *The Union*
- Favorite Vacation Spot: St. Lucia
- Contract status: Through 2013-14

Career vs. NHL					
TEAM	GP	G	A	PTS	PIM
Anaheim	8	0	0	0	19
Boston	17	0	1	1	62
Buffalo	11	0	0	0	22
Calgary	4	0	0	0	12
Carolina	9	1	1	2	11
Chicago	8	0	0	0	2
Colorado	14	0	1	1	53
Columbus	12	0	1	1	50
Dallas	7	0	0	0	2
Detroit	7	0	0	0	2
Edmonton	14	0	1	1	46
Florida	10	0	0	0	30
Los Angeles	6	0	0	0	2
Minnesota	13	0	0	0	36
Montreal	11	0	0	0	14
Nashville	8	1	0	1	5
New Jersey	14	0	0	0	22
NY Islanders	14	1	3	4	67
NY Rangers	23	0	0	0	51
Ottawa	12	1	0	1	48
Philadelphia	22	1	2	3	65
Phoenix	5	0	0	0	0
Pittsburgh	7	0	0	0	5
San Jose	7	0	0	0	34
St. Louis	8	0	1	1	10
Tampa Bay	14	0	1	1	29
Toronto	15	1	0	1	76
Vancouver	10	1	0	1	24
Washington	10	0	0	0	9
Winnipeg	17	0	1	1	62
NHL TOTALS	335	6	12	18	833

Career Stats														
SEASON	CLUB	LEAGUE	REGULAR SEASON					PLAYOFFS						
			GP	G	A	PTS	PIM	GP	G	A	PTS	PIM		
1997-98	Lethbridge	WHL	7	0	0	0	26	2	0	0	0	0	0	0
1998-99	Lethbridge	WHL	66	2	5	7	213	4	0	0	0	0	14	0
1999-00	Lethbridge	WHL	60	3	5	8	310	-	-	-	-	-	-	-
-	Louisville	AHL	4	0	1	1	16	-	-	-	-	-	-	-
2000-01	Louisville	AHL	45	0	0	0	132	-	-	-	-	-	-	-
2001-02	Bridgeport	AHL	67	1	4	5	198	20	0	4	4	30	0	0
2002-03	NY Islanders	NHL	19	0	0	0	48	2	0	1	1	4	0	0
-	Bridgeport	AHL	46	2	2	4	199	6	0	0	0	16	0	0
2003-04	NY Islanders	NHL	31	0	1	1	97	-	-	-	-	-	-	-
-	Bridgeport	AHL	7	0	0	0	13	-	-	-	-	-	-	-
2004-05	Bridgeport	AHL	75	7	11	18	295	-	-	-	-	-	-	-
2005-06	NY Islanders	NHL	57	2	2	4	115	-	-	-	-	-	-	-
2006-07	Calgary	NHL	19	0	1	1	50	-	-	-	-	-	-	-
-	Omaha	AHL	36	5	4	9	94	-	-	-	-	-	-	-
2007-08	Calgary	NHL	74	1	1	2	171	5	0	0	0	2	0	0
2008-09	Pittsburgh	NHL	71	2	2	4	171	-	-	-	-	-	-	-
2009-10	Pittsburgh	NHL	45	1	2	3	76	-	-	-	-	-	-	-
2010-11	Pittsburgh	NHL	19	0	3	3	105	-	-	-	-	-	-	-
-	-	-	-	-	-	-	-	-	-	-	-	-	-	-
NHL TOTALS	-	-	335	6	12	18	833	7	0	1	1	6	0	0





33 Alex Goligoski

Defenseman

HEIGHT	6-0
WEIGHT	173
BIRTHDATE	7 / 30 / 1985 (Age 26)
BIRTHPLACE	Grand Rapids, MN
SHOOTS	Left
ACQUIRED	From Pittsburgh in exchange for James Neal and Matt Niskanen on 2/21/11
DRAFTED	Pittsburgh's second-round selection (61st overall) in the 2004 NHL Entry Draft

[Player Clips »](#)

About Alex

Alex Goligoski (AL-ehx goh-lih-GAW-skee) was acquired from Pittsburgh on 2/21/11 in exchange for Matt Niskanen and James Neal. Skating in the final 23 games of last season for Dallas, Goligoski led all defensemen in points during that stretch and was one of two NHL players to appear in 83 games during the 2010-11 season (Brad Boyes other). A member of the 2008-09 Stanley Cup champion Pittsburgh Penguins, Goligoski has recorded 35 or more assists in each of the last two seasons.

2010-11 Highlights

GOALS: 1 (5x), MR at MIN on 4/10/11 (1-1-2)
 ASSISTS: 2 at LAK on 3/7/11 (0-2-2)
 POINTS: 2 (2X), MR at MIN on 4/10/11 (1-1-2)
 PLUS/MINUS: +2 (7x), MR vs. COL on 4/7/11
 PIM: 4 (2x), MR at DET on 2/24/11
 SHOTS: 9 at PHX on 3/29/11
 GOAL STREAK: 3 games, 3/19/11 - 3/26/11 (3-0-3)
 ASSISTS STREAK: 2 games (2x), MR 3/7/11 - 3/9/11 (0-3-3)
 POINT STREAK: 3 games, 3/19/11 - 3/26/11 (3-0-3)

- Acquired on 2/21/11 in exchange for Matt Niskanen and James Neal
- Appeared in 23 games with Dallas and collected 15 points (5-10-15) and averaged 26:06 TOI/G
- One of two NHL players to appear in over 82 games (Boyes, 83)
- Points in 12 of his 23 games as a Star
- Finished the season with a +20 rating
- Second-highest plus/minus rating among top-20 scoring defensemen behind Zdeno Chara (+33)
- Notched two multi-point games with Dallas
- Three-game goal streak (3-0-3) from 3/23/11 - 3/29/11, which tied the longest goal streak of his NHL career
- Logged more than 25:00 TOI in 14 games and over 27:00 TOI in seven games
- Played in his 200th career NHL game vs. MIN on 4/10/11

Career Highlights

MOST GOALS, GAME: 2 at BUF on 12/22/08 (2-1-3)
MOST ASSISTS, GAME: 2 (5x), MR at LAK on 3/7/11 (0-2-2)
MOST POINTS, GAME: 3 at BUF on 12/22/08 (2-1-3)
MOST PIM, GAME: 4 (4x), MR at DET on 2/24/11
MOST SHOTS, GAME: 9 at PHX on 3/29/11
GOAL SCORING STREAK: 3 games (2x), MR 3/23/11 - 3/29/11 (3-0-3)
ASSIST SCORING STREAK: 2 games (2x), MR 3/7/11 - 3/9/11 (0-3-3)
POINT SCORING STREAK: 7 games, 10/14/09 - 10/30/09 (4-4-8)
FIRST NHL GAME: vs. BOS on 2/13/08
FIRST NHL GOAL: vs. OTT on 10/5/08
FIRST NHL POINT: at OTT on 3/1/08

• **2009-10:**

- Established new career-highs in games played (69), goals (8), assists (29), points (37) and plus/minus (+7) and ranked second among PIT defensemen
- Recorded a career-high seven-game point streak, posting eight points (4-4-8) from 10/14/09 - 10/30/09
- Played in his 100th game at NYR on 3/4/10
- Posted two goals and nine points in 13 games during the 2010 Playoffs and finished with a plus or even rating in 11 of 13 playoff games

• **2008-09:**

- Spent majority of 2008-09 season with PIT, playing in 45 games and recording 20 points (6-14-20), four power play goals and a plus/minus (+5) as a rookie blue liner
- Among NHL rookie defenseman, finished first in power play goals, second in total goals, third in points, third in assists and fifth in plus/minus, all despite playing 45 games

• **2007-08:**

- During his AHL rookie season in 2007-08, helped lead Wilkes-Barre/Scranton (AHL) to Calder Cup Final and saw new AHL records for points in a playoff season by a defenseman with 28 points (4-24-28)
- Tied AHL record during the 2007-08 AHL Playoffs for points in a playoff season by a rookie, set by Mike Sillinger of Adirondack in 1989 and set a team record with eight-game point streak in playoffs
- In the 2007-08 AHL regular season, posted 38 points (10-28-38) with a +15 rating in 70 games
- Named to AHL's Planet USA All-Star Team in 2007-08

CAREER TRANSACTIONS:

- Acquired from Pittsburgh in exchange for James Neal and Matt Niskanen on 2/21/11
- Pittsburgh's second-round selection (61st overall) in the 2004 NHL Entry Draft

Amateur Highlights


- Played for U.S. at 2005 World Junior Championship and recorded one assist in seven games
- Played three seasons as a standout defenseman for University of Minnesota and was named First-Team All-American, First-Team All-WCHA and WCHA Defensive Player of the Year as a junior in 2006-07
- Notched 39 points (9-30-39) in 44 games as a junior at Minnesota in 2006-07 and ranked second in the nation in scoring among defensemen
- Named Third-Team All-American and Second-Team All-WCHA as a junior in 2005-06
- Named to All-WCHA Rookie Team as a freshman in 2004-05

Personal

- Originally wore No. 13 in Pittsburgh but respectfully gave his number to former Penguin (and Dallas Star) Bill Guerin after the Penguins acquired Guerin via trade.
- As a senior at Grand Rapids (MN) High School in 2004, was an All-State selection and finalist for Mr. Hockey Award in Minnesota
- Contract Status: Through 2011-12 season

Career vs. NHL					
TEAM	GP	G	A	PTS	PIM
Anaheim	6	2	2	4	4
Boston	11	0	3	3	6
Buffalo	11	4	5	9	4
Calgary	3	0	2	2	2
Carolina	8	0	4	4	4
Chicago	2	0	0	0	0
Colorado	3	0	1	1	0
Columbus	4	1	1	2	0
Dallas	2	0	1	1	0
Detroit	5	0	3	3	8
Edmonton	2	0	1	1	0
Florida	7	0	3	3	2
Los Angeles	5	0	4	4	2
Minnesota	6	1	1	2	0
Montreal	8	3	5	8	6
Nashville	5	2	1	3	2
New Jersey	14	2	2	4	6
NY Islanders	13	2	7	9	4
NY Rangers	11	1	8	9	4
Ottawa	8	2	2	4	0
Philadelphia	15	3	4	7	6
Phoenix	6	0	0	0	2
Pittsburgh	-	-	-	-	-
San Jose	5	0	0	0	2
St. Louis	3	2	0	2	0
Tampa Bay	7	2	4	6	4
Toronto	9	0	5	5	6
Vancouver	3	0	1	1	0
Washington	9	1	2	3	2
Winnipeg	9	0	5	5	6
NHL TOTALS	200	28	77	105	80

Career Stats												
SEASON	CLUB	LEAGUE	REGULAR SEASON					PLAYOFFS				
			GP	G	A	PTS	PIM	GP	G	A	PTS	PIM
2002-03	Grand Rapids	USHS	28	14	20	34	22	-	-	-	-	-
2003-04	Grand Rapids	USHS	26	25	31	56	16	-	-	-	-	-
-	Sioux Falls	USHL	10	0	2	2	6	-	-	-	-	-
2004-05	Minnesota	WCHA	33	5	15	20	44	-	-	-	-	-
-	United States	WJC	7	0	1	1	2	-	-	-	-	-
2005-06	Minnesota	WCHA	41	11	28	39	63	-	-	-	-	-
2006-07	Minnesota	WCHA	44	9	30	39	51	-	-	-	-	-
2007-08	Pittsburgh	NHL	3	0	2	2	2	-	-	-	-	-
-	Wilkes-Barre	AHL	70	10	28	38	53	23	4	24	28	18
2008-09	Pittsburgh	NHL	45	6	14	20	16	2	0	1	1	0
-	Wilkes-Barre	AHL	26	2	16	18	16	9	1	5	6	10
2009-10	Pittsburgh	NHL	69	8	29	37	22	13	2	7	9	2
2010-11	Pittsburgh	NHL	60	9	22	31	28	-	-	-	-	-
-	Dallas	NHL	23	5	10	15	12	-	-	-	-	-
-	-	-	-	-	-	-	-	-	-	-	-	-
STARS TOTALS	-	-	23	5	10	15	12	-	-	-	-	-
NHL TOTALS	-	-	200	28	77	105	80	15	2	8	10	2



2 Nicklas Grossman

Defenseman

HEIGHT	6-3
WEIGHT	227
BIRTHDATE	1 / 22 / 1985 (Age 26)
BIRTHPLACE	Stockholm, Sweden
SHOOTS	Left
ACQUIRED	Dallas' second-round selection (No. 56 overall) in the 2004 NHL Entry Draft

[Player Clips »](#)

About Nicklas

Nicklas Grossman (NIHK-luhs GROHS-man) is entering his fifth full season in the NHL, all with Dallas. The Stockholm, Sweden native has appeared in over 250 NHL games, scoring three goals, 33 assists, totaling 36 points.

2010-11 Highlights

GOALS: 1 vs. CGY on 1/21/11 (1-0-1)
 ASSISTS: 1 (9x), MR vs. MIN on 3/11/11 (0-1-1)
 POINTS: 1 (10x), MR vs. MIN on 3/11/11 (0-1-1)
 PLUS/MINUS: +2 (6x), MR vs. CHI on 3/17/11
 PIM: 9 vs. ANA on 11/16/10
 SHOTS: 3 vs. LAK on 1/17/11
 GOAL STREAK: None
 ASSISTS STREAK: None
 POINT STREAK: 2 games, 1/20/11 - 1/21/11 (1-1-2)

- Missed final 10 games of the season with a lower body injury
- Earned second two-game point streak of career from 1/20/11-1/21/11 (1-1-2)
- Plus-or-even player in 44 of his 59 games played
- Dallas had a 8-1-1 record when he recorded a point
- Third on club in home plus/minus (+7)
- Seven of 10 points came on the road (1-6-7)
- Over 20:00 TOI/G in 18 of his 59 games played

Career Highlights

MOST GOALS, GAME: 1 (3x), MR vs. CGY on 1/21/11 (1-0-1)
 MOST ASSISTS, GAME: 1 (33x), MR vs. MIN on 3/11/11 (0-1-1)
 MOST POINTS, GAME: 1 (36x), MR vs. MIN on 3/11/11 (0-1-1)
 MOST PIM, GAME: 9 vs. ANA on 11/16/10
 MOST SHOTS, GAME: 4 (2x), MR vs. CBJ on 11/19/09
 GOAL SCORING STREAK: None
 ASSIST SCORING STREAK: 2 games (4x), MR 3/16/10 - 3/18/10 (0-2-2)
 POINT SCORING STREAK: 2 games (7x), MR 1/20/11 - 1/21/11 (1-1-2)
 FIRST NHL GAME: vs. MIN on 12/2/06

FIRST NHL GOAL: vs. DET on 1/12/09

FIRST NHL POINT: at CBJ on 12/3/08

- **2009-10:**

- Ranked fourth on the club with 100 blocked shots and seventh on the club in TOI/G (19:11) and hits (150)
- Posted a career-high +5 rating at CGY on 10/5/09
- Skated in 71 games and collected seven assists with 32 penalty minutes
- Tied career-highs with a two-game assist and point streak (0-2-2) from 10/17/09-10/19/09

- **2008-09:**

- Appeared in 81 games, setting new career highs in goals (2), assists (10) and points (12) and ranked second on the team in blocked shots (100) and fourth in hits (178)
- Skated in his 100th career NHL game vs. PHX on 12/16/08
- Netted his first career game-winning goal in overtime vs. MIN on 3/14/09
- Earned a bronze medal with Team Sweden at the 2009 World Championships in Switzerland, posting a one assist and four PIM in nine games

- **2007-08:**

- Spent most of the season with Dallas, appearing in a then career-high 62 games with seven assists
- Ranked fourth on the team in plus/minus (+10)
- Appeared in all 18 playoff games for the Stars (1-1-2)
- Scored his first-ever goal at the NHL level in Game Three of the Western Conference Finals vs. DET on 5/12/08

- **2006-07:**

- Spent most of the season with the Iowa Stars (AHL) in his second professional season
- In 67 games with Iowa, posted 10 points (2-8-10) with a team-leading +7 rating and 40 PIM
- Made his NHL debut vs. MIN on 12/2/06
- Dallas was 7-0-1 when Grossman was in the lineup

- **2005-06:**

- Played in his first professional season with Iowa (AHL), notching five points (2-3-5) with 49 PIM in 61 games
- Played in seven postseason games with Iowa, recording one assist and four PIM

CAREER TRANSACTIONS:

- Dallas' second-round selection (56th overall) in the 2004 NHL Entry Draft

International Highlights

- Played the 2004-05 season with Sodertalje of the Swedish Elite League and appeared in 31 games, tallying two assists with 14 PIM
- Played for Team Sweden at the 2005 World Junior Championships

Personal

- First job was working in a supermarket
- Favorite sport other than hockey: soccer
- Favorite Movie: The Bourne Ultimatum
- Most memorable hockey moment was playing in the World Juniors for Team Sweden in 2005
- Favorite thing about Dallas: "How friendly everyone is"
- Lists the greatest sporting event he has ever attended as the 2007 Super Bowl between Indianapolis and Chicago
- Contract status: Through 2011-12 season

Career vs. NHL					
TEAM	GP	G	A	PTS	PIM
Anaheim	22	0	1	1	17
Boston	3	0	0	0	0
Buffalo	3	0	1	1	0
Calgary	14	1	2	3	8
Carolina	4	0	2	2	4
Chicago	15	0	1	1	6
Colorado	12	0	0	0	17
Columbus	14	0	3	3	0
Dallas	-	-	-	-	-
Detroit	14	1	1	2	8
Edmonton	15	0	2	2	14
Florida	4	0	2	2	2
Los Angeles	20	0	1	1	8
Minnesota	17	1	3	4	8
Montreal	3	0	0	0	0
Nashville	12	0	2	2	8
New Jersey	6	0	0	0	2
NY Islanders	3	0	1	1	2
NY Rangers	5	0	1	1	0
Ottawa	3	0	0	0	2
Philadelphia	5	0	1	1	0
Phoenix	20	0	2	2	6
Pittsburgh	4	0	0	0	4
San Jose	22	0	3	3	12
St. Louis	14	0	1	1	8
Tampa Bay	3	0	0	0	2
Toronto	4	0	1	1	0
Vancouver	15	0	1	1	2
Washington	2	0	0	0	0
Winnipeg	3	0	2	2	0
NHL TOTALS	281	3	33	36	144

Career Stats														
SEASON	CLUB	LEAGUE	REGULAR SEASON					PLAYOFFS						
			GP	G	A	PTS	PIM	GP	G	A	PTS	PIM		
-	-	-	-	-	-	-	-	-	-	-	-	-	-	-
2002-03	Sodertalje Jr.	Sweden	34	1	1	2	32	-	-	-	-	-	-	-
2003-04	Sodertalje Jr.	Sweden	33	1	2	3	32	2	0	0	0	0	0	0
-	Sodertalje	Sweden	1	0	0	0	0	-	-	-	-	-	-	-
2004-05	Sodertalje Jr.	Sweden	12	3	6	9	8	-	-	-	-	-	-	-
-	Sodertalje	Sweden	31	0	2	2	14	9	0	0	0	0	0	0
2005-06	Iowa	AHL	61	2	3	5	49	7	0	1	1	1	4	4
2006-07	Dallas	NHL	8	0	0	0	4	-	-	-	-	-	-	-
-	Iowa	AHL	67	2	8	10	40	8	0	0	0	0	10	10
2007-08	Dallas	NHL	62	0	7	7	22	18	1	1	2	2	6	6
-	Iowa	AHL	10	0	0	0	10	-	-	-	-	-	-	-
2008-09	Dallas	NHL	81	2	10	12	51	-	-	-	-	-	-	-
2009-10	Dallas	NHL	71	0	7	7	32	-	-	-	-	-	-	-
2010-11	Dallas	NHL	59	1	9	10	35	-	-	-	-	-	-	-
-	-	-	-	-	-	-	-	-	-	-	-	-	-	-
NHL TOTALS	-	-	281	3	33	36	144	18	1	1	2	2	6	6



32 Kari Lehtonen

Goaltender

HEIGHT	6-4
WEIGHT	215
BIRTHDATE	11 / 16 / 1983 (Age 27)
BIRTHPLACE	Helsinki, Finland
CATCHES	Left
ACQUIRED	From Atlanta in exchange for Ivan Vishnevskiy and a 2010 fourth-round draft pick on 2/9/10
DRAFTED	Atlanta's first-round selection (No. 2 overall) in the 2002 NHL Entry Draft

[Player Clips »](#)

About Kari

Kari Lehtonen begins his eighth season in the NHL and his second full season with the Stars. Lehtonen became the highest-drafted European goaltender and the highest Finnish player ever selected in NHL history when ATL picked him second overall in the 2002 NHL Entry Draft. Lehtonen played in a career-high 69 games in 2010-11 and tied his career-high for wins in a season (34), matching his 2006-07 total (34) with ATL. The Finnish goaltender notched six assists last season and broke the Stars record for most assists by a goaltender in a single season (Marty Turco and Ed Belfour both held previous record with five).

2010-11 Highlights

SAVES: 47 at NYI on 10/9/10
 SHOTS AGAINST: 43 at NYI on 10/9/10
 GOALS AGAINST: 7 at VAN on 1/24/11
 CONSECUTIVE WINS: 4 (4x) MR 4/3/10 - 4/8/10 (4-0-0)
 SHUTOUTS: 3, MR vs. CBJ on 4/5/11 (23-of-23)
 HOME STATS: 38 GP (19-11-8), 3 SO, 90 GA, 1,081 SA, .917 SV%, 2.37 GAA
 ROAD STATS: 31 GP (15-13-3), 0 SO, 85 GA, 962 SA, .912 SV%, 2.77 GAA

DALLAS' RECORD WHEN...

ALLOWING 2010-11 CAREER

0 Goals:	3-0-0	5-0-0
1 Goal:	10-3-1	12-4-1
2 Goals:	13-2-4	14-4-4
3 Goals:	6-7-3	8-9-3
4 Goals:	2-8-3	3-8-3
5 Goals:	0-2-0	0-2-0
6 Goals:	0-2-0	0-3-0

- Appeared in a career-high 69 games (previous high: 68 with ATL in 2006-07)
- Tied his career-high with 34 wins (previous high: 34 in 2006-07)
- Among NHL goaltenders, ranked fourth in games played (69), minutes (4,119), saves (1,868) and shots against (2,043)
- Had a .910-or-high SV% in 38 of his 69 appearances
- Notched three shutouts: vs. MIN on 3/11 (14 saves), vs. CHI on 3/17 (23 saves) and vs. CBJ on 4/5 (23 games)

- Stars had a 26-3-5 record when allowing two goals or fewer
- Earned six assists, breaking the Stars' record for assists by a goaltender (M. Turco and E. Belfour both had the record with five)
- Finished the season winning four of the last five contests
- Had four, four game winning streaks during the season
- Had two games with 40+ saves
- In final eight home games of the season, had a 4-2-2 record with 1.86 GAA, .927 SV% and 3 SO
- Started final 23 games of the season
- Notched a career-high 10 game point streak (8-6-14) from 3/1 to 3/19
- Posted career-high six game goal streak from 3/1 to 3/11, tied for the longest goal streak in the NHL in 2010-11
- Finished the season tied for fourth in the NHL in shorthanded goals (4) and tied for third in the NHL in shorthanded points (6)
- Missed 10 games from 1/26 to 2/19 with shoulder injury

Career Highlights

MOST SAVES, GAME: 49 vs. WSH on 3/16/09

MOST SHOTS FACED, GAME: 50 vs. WSH on 3/16/09

MOST GOALS AGAINST, GAME: 7 (3x), MR at VAN on 1/24/11

LONGEST SHUTOUT SEQUENCE: 147:32, 10/5/06 - 10/11/06 (2 SO)

LONGEST WINNING STREAK: 5 games, (4x) MR 3/6/09 - 3/16/09

LONGEST UNBEATEN STREAK: 8 games, 2/24/11 - 3/11/11 (6-0-2)

LONGEST LOSING STREAK: 6 games, 1/21/06 - 2/3/06

GAMES PLAYED STREAK: 28, 1/21/06 - 4/6/06

FIRST NHL GAME: vs. FLA on 3/19/04

FIRST NHL WIN: vs. FLA on 3/19/04

FIRST NHL SHUTOUT: vs. FLA on 3/27/04

• 2009-10:

- Acquired by Dallas from Atlanta for Ivan Vishnevskiy and the Stars' fourth round pick on 2/9/10
- Turned away 274-of-296 shots (.926) in his last nine games of the season, earning a 2.44 GAA and a 6-3-0 record
- Picked up his 100th career win in the season finale at MIN on 4/10/10
- Earned his first assist as a Star in a 25-save, 6-3 W vs. EDM on 4/2/10
- Tied the team season-high with three-straight wins (Turco) from 3/20/10-3/27/10
- Started his first game with Dallas in a loss at PIT on 3/6/10, making 28 saves on 34 shots
- Posted a 1-1-2 record with a 2.67 GAA and a .899 SV% in four conditioning games with Chicago (AHL)
- Missed most of the season with a back injury

• 2008-09:

- Posted a 19-22-3 record with three shutouts, a 3.06 GAA and a .911 SV% in 46 games
- Missed 21 games due to injury from 11/1/08-12/18/09
- Stopped 29 shots for his first shutout of the season at NJD on 1/8/09
- Made nine straight starts from 2/19/09-3/10/09, posting a 5-3-1 record with two shutouts, a 2.44 GAA and a .927 SV%
- Faced a career-high 50 shots and made a career-best 49 saves, in his 200th career game vs. WSH on 3/16/09
- Won a Thrashers franchise-record tying five straight games from 3/6/09 - 3/16/09, posting a 1.18 GAA, a .966 SV% and two shutouts during that span

• 2007-08:

- Tied his career and ATL franchise record with four shutouts
- Established a new franchise mark with a .916 SV%
- Recorded a season-high four-game winning streak from 12/18/07-12/23/07
- Named the NHL's Second Star of the Week for the week ending 12/23/07 after going 4-0-0 with a 1.96 GAA and a .935 SV%

• 2006-07:

- Set single-season team records and career-highs in games (68), starts (66), wins (34), shutouts (4), save percentage (.912), minutes (3,934), shots (2,075) and saves (1,892)
- Ranked 11th in the NHL in wins and shutouts
- Allowed two-or-fewer goals in 29 games, including four shutouts in the first 22 games of the season
- Became the second goaltender in Thrashers history to earn consecutive shutouts with 34 saves in a 1-0 win at TBL on 10/9/06
- Set a Thrashers team-record with a 167:57 scoreless streak over a four-game span from 10/5/06 - 10/11/06
- Tied a Thrashers team record and career-high with a five-game winning streak from 12/19/06-12/27/06, recording a 2.13 GAA and a .936 SV% during that streak
- Posted his second five-game winning streak of the season from 2/26/07-3/8/07, posting a 1.80 GAA and a .943 SV% in that span
- Appeared in his 100th career NHL game vs. MTL on 3/8/07

• 2005-06:

- Led ATL goalies in games (38), starts (37), wins (20), save percentage (.906), shots (1,126), saves (1,020) and minutes (2,166), also tied for the team lead in shutouts (4)
- Stopped 17-of-20 shootout attempts to lead all NHL goaltenders in shootout save percentage (.850)
- Missed 35 games from 10/7/05-12/23/05 after suffering a groin injury on opening night

- Earned his first shutout of the season and second of his career vs. STL on 1/13/06
- Recorded a franchise record five-game winning streak from 1/6/06-1/18/06, earning a 2.36 GAA and a .921 SV% in that span
- Set a franchise-record with 28 straight starts from 1/21/06-4/6/06
- **2004-05:**
- Set AHL career-highs with 57 games, 38 wins, five shutouts, a 2.27 GAA and a .929 SV% with Chicago (AHL)
- Ranked second in the league in wins (38), and was fifth in saves (1,667) and minutes (3,378)
- Named an AHL Second-Team All-Star
- Earned a four-game winning streak from 11/18/04-11/28/04 and set a Wolves franchise record with a 170:54 scoreless streak during those games
- Honored as the Koho AHL Goaltender of the Month in December after earning a 9-1-0 record and two shutouts
- Earned a career-best 13-game winning streak from 2/19/05-3/26/05
- Awarded with the Koho AHL Goaltender of the Month for the second time in March after going 9-1-0 in 10 games
- Helped lead the Wolves to the Calder Cup Finals, posting a 1.71 GAA, .939 SV% and two shutouts in 16 playoff games
- Ranked second among AHL goalies in GAA and tied for second in shutouts and wins (10) during the post-season
- **2003-04:**
- Began his NHL career with a four-game win streak 3/19/04-4/3/04, posting one shutout, a 1.25 GAA and a .953 SV%
- Was the runner-up for NHL Defensive Player of the Week for the week ending 3/28/04 after going 2-0-0 with one shutout in two games
- Led Chicago (AHL) goaltenders with 20 wins, three shutouts, a 2.41 GAA and a .926 SV%

International Highlights

- Played five seasons for Jokerit Helsinki in Finland from 1998-2003
- Two-time winner of the Urpo-Ylonen Trophy as the top goaltender in the Finnish Elite League (2001-02 and 2002-03)
- Named to Finnish Elite League All-Star Team in 2001-02 and 2002-03
- Named the MVP of the 2001 Finnish Elite League playoffs
- In 2002-03, set Elite League career-highs in games, wins and shutouts
- Led league in wins and ranked second in shutouts in 2001-02, earned a 13-5-3 record and led his team to the Elite League Championship as the league's youngest goaltender (18)
- Led all goaltenders during the post-season with 11 games, eight wins, a .940 SV% and three shutouts
- In 2000-01, split season between Jokerit Helsinki and its junior team, posting a 20-9-1 record in 31 junior games Finished 3-0-0 with a 1.90 GAA in his first four career games with Jokerit Helsinki's Elite League team.

Personal

- Splits time between Dallas, Atlanta and Finland during the off-season
- Lists winning the 2002 Finish Elite League championship as his favorite hockey memory
- Has a high interest in cars and would be working in the car business if he wasn't playing hockey.

Career vs. NHL					
TEAM	GP	W-L-T	SO	GA	GAA
Anaheim	9	3-4-2	0	29	3.20
Boston	10	5-5-0	1	25	2.50
Buffalo	12	6-4-1	1	37	3.22
Calgary	6	2-2-2	0	19	3.09
Carolina	17	5-11-1	0	56	3.47
Chicago	4	3-1-0	1	7	1.72
Colorado	8	5-0-1	1	14	2.05
Columbus	5	2-2-1	1	7	1.39
Dallas	3	1-1-0	0	7	3.09
Detroit	6	3-3-0	0	19	3.18
Edmonton	6	4-2-0	0	16	2.67
Florida	23	13-5-4	3	53	2.36
Los Angeles	8	4-4-0	0	19	2.47
Minnesota	6	3-3-0	1	19	3.12
Montreal	11	6-4-1	1	30	2.67
Nashville	6	4-2-0	0	12	1.98
New Jersey	11	6-4-0	1	32	3.01
NY Islanders	10	5-3-1	0	35	3.79
NY Rangers	11	5-3-1	0	25	2.54
Ottawa	13	6-5-0	0	33	2.89
Philadelphia	12	0-10-2	0	38	3.50
Phoenix	6	2-1-3	0	13	2.13
Pittsburgh	12	7-3-2	0	34	2.77
San Jose	8	3-4-1	0	27	3.70
St. Louis	8	6-1-0	1	13	1.69
Tampa Bay	21	11-6-3	2	48	2.39
Toronto	8	2-6-0	1	23	2.39
Vancouver	3	1-5-0	0	23	4.16
Washington	18	10-6-2	1	51	2.80
Winnipeg	9	3-4-2	0	29	3.20
NHL TOTALS	285	134-111-28	17	765	2.79

Career Stats												
SEASON	CLUB	LEAGUE	GP	W	L	T	MIN	GA	SO	AVG		
1999-00	Jokerit Jr.	Finland	33	21	9	3	1,974	86	2	2.61		
2000-01	Jokerit Jr.	Finland	31	20	9	1	1,799	71	3	2.37		
-	Jokerit	Finland	4	3	0	0	189	6	0	1.90		
2001-02	Jokerit Jr.	Finland	6	5	1	0	360	11	1	1.83		
-	Jokerit	Finland	23	13	5	3	1,242	37	4	1.79		
2002-03	Jokerit	Finland	45	23	14	6	2,635	87	5	1.98		
2003-04	Atlanta	NHL	4	4	0	0	239	5	1	1.25		
-	Chicago	AHL	39	20	14	2	2,192	88	3	2.41		
2004-05	Chicago	AHL	57	38	17	2	3,378	128	5	2.27		
2005-06	Atlanta	NHL	38	20	15	0	2,166	106	2	2.94		
2006-07	Atlanta	NHL	68	34	24	9	3,934	183	4	2.79		
2007-08	Atlanta	NHL	48	17	22	5	2,707	131	4	2.90		
-	Chicago	AHL	2	2	0	0	124	4	0	1.93		
2008-09	Atlanta	NHL	46	19	22	3	2,624	134	3	3.06		
2009-10	Atlanta	NHL	-	-	-	-	-	-	-	-		
-	Dallas	NHL	12	6	4	0	663	31	0	2.81		
-	Chicago	AHL	4	1	1	2	247	11	0	2.67		
2010-11	Dallas	NHL	69	34	24	11	4,119	175	3	2.55		
-	-	-	-	-	-	-	-	-	-	-		
STARS TOTALS	-	-	81	40	28	11	4,782	206	3	2.59		
NHL TOTALS	-	-	285	134	111	28	16,453	765	17	2.79		
-	-	-	-	-	-	-	-	-	-	-		
PLAYOFFS	-	-	-	-	-	-	-	-	-	-		
1990-00	Jokerit Jr.	Finland	12	9	3	0	758	14	4	1.11		
2000-01	Jokerit Jr.	Finland	1	0	1	0	54	4	0	4.44		
-	Jokerit	Finland	11	8	3	0	623	18	3	1.73		
2002-03	Jokerit	Finland	10	6	4	0	626	17	2	1.63		
-	Chicago	AHL	10	6	4	0	663	23	1	2.08		
2004-05	Chicago	AHL	16	10	6	0	983	28	2	1.70		
2006-07	Atlanta	NHL	2	0	2	0	118	11	0	5.59		
-	-	-	-	-	-	-	-	-	-	-		
NHL TOTALS	-	-	2	0	2	0	118	11	0	5.59		



10 Brenden Morrow

Forward - Left Wing

HEIGHT	6-0
WEIGHT	205
BIRTHDATE	01/16/1979 (Age 32)
BIRTHPLACE	Carlyle, SK
SHOOTS	Left
DRAFTED	Dallas' first-round pick (25th overall) in the 1997 NHL Entry Draft

[Player Clips »](#)

About Brenden

Brenden Morrow (BREHN-duhn MOHR-roh) is entering his 12th season in the NHL, all with Dallas and his sixth as team captain. Morrow's 749 career NHL games ranks as the eighth most in franchise history. He also ranks ninth with 226 goals scored, third in plus/minus at +109, and is tied for second with 40 game-winning goals. Morrow has also scored three of Dallas' last four playoff overtime game winners (two in 2008, one in 2007), and helped Canada win the gold medal at the 2010 Olympic Games in Vancouver, collecting two goals and one assist in seven games.

2010-11 Highlights

GOALS: 2 (4x), MR vs. EDM on 1/26 (2-0-2)
ASSISTS: 2 (4x), MR at ANA on 4/3 (1-2-3)
POINTS: 3, at ANA on 4/3 (1-2-3)
+/-: +3 (3x), MR vs. CHI on 3/17
PIM: 11 vs. PIT on 11/3
SHOTS: 7 (2x), MR vs. PHX on 12/26
GOAL STREAK: 5 games, 4/3-4/10 (5-2-7)
ASSIST STREAK: 3 games, 11/27-12/2 (0-3-3)
POINT STREAK: 5 games, 4/3-4/10 (5-2-7)

- Led the team and ranked 12th in the NHL with a career-high 33 goals
- Was one of four Dallas Stars to skate in all 82 games, his third NHL season to accomplish that feat
- Scored his 200th career NHL goal vs. PHX on 11/5/10
- Played in his 700th career NHL game at DET on 12/19/10
- Led all Dallas Stars with 24 goals from 12/16/10-4/10/11, a span of 52 games
- Posted a five-game goal streak from 4/2/11-4/10/11 (5-2-7) including two game-winners.

Career Highlights

MOST GOALS, GAME: 3, at PHX on 1/31/04
MOST ASSISTS, GAME: 3 (5x), MR vs. PHX on 10/27/07
MOST POINTS, GAME: 4 (4x), MR vs. SJS on 3/16/10 (2-2-4)
MOST PIM, GAME: 29, vs. LAK on 2/12/06
MOST SHOTS, GAME: 8, vs. VAN on 11/6/09
GOAL SCORING STREAK: 5 games (2x), MR 4/3/11-4/10/11

ASSIST SCORING STREAK: 6 games, 11/10/07-11/23/07 (0-6-6)

POINT SCORING STREAK: 8 games, 11/8/07-11/25/07 (4-6-10)

FIRST NHL GAME: at PHI on 11/18/99

FIRST NHL GOAL: vs. COL on 11/22/99

FIRST NHL POINT: vs. COL on 11/22/99

- **2009-10:**

- Collected his 400th career NHL point (assist) vs. TOR on 10/28/09
- Moved to 10th place on the Stars' all-time goals list (179) with a goal in his 600th career game at ANA on 10/21/09
- Scored two goals and an assist in seven games to help Canada win the gold medal at the 2010 Olympic Games

- **2008-09:**

- Skated in just 18 games due to an ACL tear suffered at CHI on 11/20/08
- Dallas went 3-1-1 in games in which he scored a goal

- **2007-08:**

- Led the Stars in goals (32), power-play goals (12), hits (260), and plus/minus (+23), and was second in points (74) and game-winners (7)
- Had 17 multi-point games
- Scored points in 16 of 18 games from 10/13/07-11/25/07 (8-12-20)
- Appeared in all 18 playoff games for Dallas, leading the team in goals with nine and tying for second in points with 15
- Scored two overtime game-winners in the Western Conference Semifinals vs. SJS, including the series-clinching goal at 1:24 AM in the fourth overtime of Game 6 in Dallas (2-1 final)

- **2006-07:**

- Had surgery on 12/26/06 to repair severed tendons in his right wrist and missed 33 games from 12/27/06-3/15/07
- Tallied his 300th career NHL point with a goal vs. CHI on 4/8/07
- Led the team in playoff power-play goals (2), tied for first in goals (2) and was tied for third in points (3)
- Tallied the overtime game-winner in the Western Conference Quarterfinals in Game 5 at VAN

- **2005-06:**

- Notched his 100th NHL goal vs. EDM on 10/28/05
- In five games during the 2006 playoffs, tied for the team lead in assists (5) and points (6)

- **2004-05:**

- Played part of the season with the Oklahoma City Blazers (CHL)
- Won a silver medal with Team Canada at the 2005 World Championships in Austria

- **2003-04:**

- Notched his 100th career NHL assist at COL on 1/15/04
- Posted his first career hat trick (3-0-3) at PHX on 1/31/04
- Appeared in one game with gold-medal winning Team Canada at the 2004 World Cup of Hockey
- Also won a gold medal with Team Canada at the 2004 World Championships in the Czech Republic

- **2002-03:**

- Was among NHL leaders ranked tied for second in shooting percentage (20.0%), tied for fourth in game-tying goals (2), tied for fifth in short-handed points (5) and tied for seventh in short-handed goals (3)
- Tallied a short-handed penalty shot goal vs. VAN on 11/6/02, his first career penalty shot attempt

- **2001-02:**

- Appeared in the 2002 NHL Youngstars Game on 2/1/02 in Los Angeles, posting a goal and an assist
- Registered his 100th career NHL point with an assist vs. SJS on 3/3/02
- Skated for Team Canada at the 2002 World Championships in Sweden

- **2000-01:**

- Appeared in his 100th career NHL contest vs. LAK on 12/29/00
- Skated for Team Canada at the 2001 World Championships in Germany

- **1999-00:**

- Named the Stars' Rookie of the Year
- Finished the season second among NHL rookies in hits (170), tied for fourth in game-winning goals (3), tied for 11th in goals (14) and in points (33)
- Totaled more goals than any Stars rookie since Mike Modano tallied 29 as a rookie in 1989-90
- Finished tied for second among rookies in power play goals (1), tied for sixth in goals (2), and assists (4) and tied for seventh in points (6)

CAREER TRANSACTIONS: Dallas' first-round selection (25th overall) in the 1997 NHL Entry Draft

Amateur Highlights

- Played four seasons, 1995-1999, with Portland in the Western Hockey League
- Represented the West in the WHL All-Star Classic from 1997-98
- Was named to the 1998-99 Western Conference First All-Star Team
- Voted "Best Pro Prospect" by his peers in the 1998-99 "Best of the West" poll
- Led Team Canada to a silver medal at the 1998 World Junior Championships, finishing with eight points (1-7-8)
- Finished with three points (1-2-3) in helping lead Portland to the 1998 Memorial Cup championship

Personal

- Married to wife Anne-Marie for eight years
- Has three children (Brody, Mallory and Bryelle)
- Hobbies: Golf, off-ice training
- Favorite Movie: Goodwill Hunting
- Favorite Sport (other than hockey): NFL Football
- Parents own and operate a sporting goods store in his hometown of Carlyle
- Contract status: Through 2012-13 season

Career vs. NHL					
TEAM	GP	G	A	PTS	PIM
Anaheim	55	16	22	38	73
Boston	10	5	2	7	19
Buffalo	8	2	2	4	8
Calgary	35	9	11	20	38
Carolina	14	4	7	11	34
Chicago	40	13	17	30	58
Colorado	38	10	12	22	38
Columbus	33	8	9	17	55
Dallas	-	-	-	-	-
Detroit	35	10	8	18	43
Edmonton	35	15	17	32	51
Florida	11	2	2	4	15
Los Angeles	63	19	19	38	134
Minnesota	32	9	11	20	32
Montreal	10	2	1	3	8
Nashville	39	12	14	26	58
New Jersey	13	2	3	5	8
NY Islanders	14	5	3	8	8
NY Rangers	13	6	3	9	14
Ottawa	9	4	5	9	10
Philadelphia	12	3	5	8	10
Phoenix	58	21	23	44	78
Pittsburgh	7	0	3	3	26
San Jose	53	14	22	36	68
St. Louis	37	14	14	28	73
Tampa Bay	9	4	2	6	15
Toronto	8	3	5	8	12
Vancouver	36	8	11	19	72
Washington	11	5	9	14	19
Winnipeg	10	1	4	5	11
NHL TOTALS	749	226	265	491	1088

Career Stats												
SEASON	CLUB	LEAGUE	REGULAR SEASON					PLAYOFFS				
			GP	G	A	PTS	PIM	GP	G	A	PTS	PIM
1995-96	Portland	WHL	65	13	12	25	61	7	0	0	0	8
1996-97	Portland	WHL	71	39	49	88	178	6	2	1	3	4
1997-98	Portland	WHL	68	34	52	86	184	16	10	8	18	65
1998-99	Portland	WHL	61	41	44	85	248	4	0	4	4	18
1999-00	Dallas	NHL	64	14	19	33	81	21	2	4	6	22
-	Michigan	IHL	9	2	0	2	18	-	-	-	-	-
2000-01	Dallas	NHL	82	20	24	44	128	10	0	3	3	12
2001-02	Dallas	NHL	72	17	18	35	109	-	-	-	-	-
2002-03	Dallas	NHL	71	21	22	43	134	12	3	5	8	16
2003-04	Dallas	NHL	81	25	24	49	121	5	0	1	1	4
-	Canada	World Cup	9	0	3	3	12	-	-	-	-	-
2004-05	Oklahoma City	CHL	19	8	14	22	31	-	-	-	-	-
2005-06	Dallas	NHL	81	23	42	65	183	5	1	5	6	6
2006-07	Dallas	NHL	40	16	15	31	33	7	2	1	3	18
2007-08	Dallas	NHL	82	32	42	74	105	18	9	6	15	22
2008-09	Dallas	NHL	18	5	10	15	49	-	-	-	-	-
2009-10	Dallas	NHL	76	20	26	46	69	-	-	-	-	-
-	Canada	Olympics	7	2	1	3	2	-	-	-	-	-
2010-11	Dallas	NHL	82	33	23	56	76	-	-	-	-	-
NHL TOTALS	-	-	749	226	265	491	1088	78	17	25	42	100





29 Steve Ott

Forward - Center

HEIGHT	6-0
WEIGHT	192
BIRTHDATE	8 / 19 / 1982
BIRTHPLACE	Summerside, PEI
SHOOTS	Left
ACQUIRED	Dallas' first-round selection (25th overall) in the 2000 NHL Entry Draft

[Player Clips »](#)

About Steve

Steve Ott (STEEV AWT) is entering his eighth NHL season, all with Dallas. He has accumulated over 130 PIM in six of his eight NHL seasons and posted a career-high 183 PIM during the 2010-11 season. Ott enters the 2011-12 season eight games away from playing in his 500th NHL game. During the 2010 IIHF World Championships in Germany, Ott represented Team Canada and skated in seven games, recording one assist and 20 PIM. Ott has served as an alternate captain for the Dallas Stars on several occasions.

2010-11 Highlights

GOALS: 1 (12x), MR vs. CBJ on 4/5/11 (1-0-1)
 ASSISTS: 2 vs. MTL on 12/21/10 (0-2-2)
 POINTS: 2 (2x), MR vs. MTL on 12/21/10 (0-2-2)
 PLUS/MINUS: +2 (5x), MR at SJS on 3/5/11
 PIM: 17 vs. SJS on 3/15/11
 SHOTS: 5 (2x), MR at CHI on 1/5/11
 GOAL STREAK: 2 games (2x), MR 12/4/10 - 12/6/10 (2-1-3)
 ASSISTS STREAK: 2 games (3x), MR 3/19/11 - 3/23/11 (0-2-2)
 POINT STREAK: 4 games, 3/15/11 - 3/23/11 (1-3-4)

- One of four players on the club to skate in all 82 games, the second time he has accomplished this feat in his NHL career
- Points in six of his last 12 games (2-4-6)
- Season-high four-game point streak (1-3-4) from 3/15/11 - 3/23/11 (1-3-4)
- Led the team in hits with 252
- Led the team in faceoff percentage (644-of-1138, 56.6%) and ranked 10th among NHL leaders
- Recorded a season-high 22:33 TOI and one assist at SJ on 12/13/10

Career Highlights

MOST GOALS, GAME: 3 vs. SJS on 3/31/10 (3-0-3)
 MOST ASSISTS, GAME: 2 (8x), MR vs. MTL on 12/21/10 (0-2-2)
 MOST POINTS, GAME: 3 (4x), MR vs. SJS on 3/31/10 (3-0-3)
 MOST PIM, GAME: 18 at BOS on 11/1/09
 MOST SHOTS, GAME: 7 vs. SJS on 12/11/09
 GOAL SCORING STREAK: 3 games (2x), MR 2/5/09 - 2/8/09 (3-2-5)
 ASSIST SCORING STREAK: 3 games (3x), MR 3/28/09 - 3/31/09 (0-4-4)
 POINT SCORING STREAK: 8 games, 1/21/09 - 2/8/09 (6-6-12)
 FIRST NHL GAME: vs. ATL on 12/13/02

FIRST NHL GOAL: vs. EDM on 12/31/02
FIRST NHL POINT: vs. EDM on 12/31/02

- **2009-10:**
 - Led the Stars in faceoff percentage, winning 200-of-352 faceoffs (56.8%)
 - Set a new career-high with his 20th goal of the season vs. CHI on 4/6/10
 - Finished the season with eight goals in the last 12 games (8-1-9) and 21 points (13-8-21) in his last 32 contests
 - Recorded his first career hat trick vs. SJS on 3/31/10
 - Posted new career-highs in shots (7) and hits (11) vs. SJS on 12/11/09
 - Represented Team Canada at the 2010 IIHF World Championships in Germany
 - Dallas posted a 9-2-2 record when he registered an assist
- **2008-09:**
 - Set new career-highs in goals (19), assists (27) and points (46), more than doubling his previous career-high of 22 points (done twice)
 - Ranked first on the team with 135 PIM, fourth in goals, tied for fourth in points and power play goals (5), and tied for fifth in assists
 - Recorded a career-long eight-game point streak (6-6-12) from 1/21/09-2/8/09
 - Set a new career-high for goal streak at three games (twice), from 1/27/09-1/31/09 (3-2-5) and 2/5/09-2/8/09 (3-2-5)
 - Missed 11 games (11/24/08-12/16/08) with a broken hand suffered vs. ANA on 11/22/08
 - Had 11 multi-point games on the season (Dallas was 7-1-3 in those games)
 - Had two games with three points, tying his career-high
 - Second on the team in hits with 220
- **2007-08:**
 - Led the Stars in faceoff percentage (58.8%) and PIM (147) and was third in hits (182)
 - Scored two goals in the Western Conference Quarterfinals vs. ANA and two of his three career playoff goals are game-winners
- **2006-07:**
 - Missed 37 games from 11/1/06-1/20/07 with a fractured ankle, returned for two games and then missed the next 25 games after aggravating his ankle injury
 - Appeared in his 200th career NHL game vs. CHI on 4/8/07
- **2005-06:**
 - Only Stars player to appear in all 82 games
 - Ranked second on the team in PIM (178)
 - Appeared in his 100th career NHL game vs. LAK on 10/5/05
 - Played in 67 games with Hamilton (AHL) in 2004-05, registering 18 goals and 21 assists for 39 points with 279 PIM. Ott ranked first on the team in PIM, fourth in goals and fifth in points
- **2003-04:**
 - Finished first on the Stars in PIM (152)
 - In the playoffs, recorded his first playoff point with an overtime game-winning goal in Game Three vs. COL
- **2002-03:**
 - Appeared in his first NHL season, splitting time between Dallas and Utah
 - Appeared in one playoff game with Dallas in 2003, making his NHL playoff debut in Game One of the Conference Quarterfinals vs. EDM

CAREER TRANSACTIONS:

- Dallas' first-round selection (25th overall) in the 2000 NHL Entry Draft

Amateur Highlights

- Played three seasons of junior hockey with the Windsor Spitfires (OHL), registering 116 goals and 121 assists for 237 points with 473 PIM in 174 career junior contests
- In 2001-02, led Windsor in goals (43), points (88), was tied for first in assists (45) and second in PIM (178)
- Finished second in the OHL in goals (50) and tied for eighth in points (87) during the 2000-01 season with Windsor
- In 1999-00, recorded 23 goals and 39 assists for 62 points with 131 PIM in 66 outings
- A member of the 2001 Canadian World Junior Team, he posted two goals and one assist for three points in seven tournament games

Personal

- Hometown is Windsor, Ontario
- Daughter Layna Grace was born on May 9, 2007
- Ott's father, Butch, is an amateur scout for the Stars
- Favorite athlete growing up: Wayne Gretzky
- Was two years old when he first laced up skates
- Spends his summers just outside of Windsor and enjoys being on the lake with family and friends
- Contract Status: Through 2013-14 season

Career vs. NHL					
TEAM	GP	G	A	PTS	PIM
Anaheim	42	6	13	19	92
Boston	6	0	2	2	33
Buffalo	7	4	2	6	14
Calgary	23	0	6	6	72
Carolina	7	2	0	2	4
Chicago	20	8	3	11	54
Colorado	24	2	5	7	41
Columbus	24	7	4	11	52
Dallas	-	-	-	-	-
Detroit	25	2	2	4	51
Edmonton	24	3	6	9	37
Florida	5	1	2	3	9
Los Angeles	41	3	6	9	94
Minnesota	24	7	7	14	46
Montreal	6	1	3	4	11
Nashville	25	3	5	8	41
New Jersey	9	0	0	0	10
NY Islanders	5	0	1	1	11
NY Rangers	6	1	2	3	21
Ottawa	7	0	1	1	19
Philadelphia	7	4	2	6	2
Phoenix	38	5	9	14	81
Pittsburgh	6	1	3	4	7
San Jose	41	7	11	18	109
St. Louis	25	1	5	6	52
Tampa Bay	4	0	1	1	0
Toronto	5	1	4	5	14
Vancouver	25	3	0	3	33
Washington	4	0	0	0	4
Winnipeg	7	2	2	4	0
NHL TOTALS	492	74	107	181	1014

Career Stats												
SEASON	CLUB	LEAGUE	REGULAR SEASON					PLAYOFFS				
			GP	G	A	PTS	PIM	GP	G	A	PTS	PIM
1999-00	Windsor	OHL	66	23	39	62	131	12	3	5	8	21
2000-01	Windsor	OHL	55	50	37	87	164	9	3	8	11	27
2001-02	Windsor	OHL	53	43	45	88	178	14	6	10	16	49
2002-03	Dallas	NHL	26	3	4	7	31	1	0	0	0	0
-	Utah	AHL	40	9	11	20	98	-	-	-	-	-
2003-04	Dallas	NHL	73	2	10	12	152	4	1	0	1	0
2004-05	Hamilton	AHL	67	18	21	39	279	4	0	0	0	20
2005-06	Dallas	NHL	82	5	17	22	178	5	0	1	1	2
2006-07	Dallas	NHL	19	0	4	4	35	6	0	0	0	8
-	Iowa	AHL	3	0	0	0	8	-	-	-	-	-
2007-08	Dallas	NHL	73	11	11	22	147	18	2	1	3	22
2008-09	Dallas	NHL	64	19	27	46	135	-	-	-	-	-
2009-10	Dallas	NHL	73	22	14	36	153	-	-	-	-	-
2010-11	Dallas	NHL	82	12	20	32	183	-	-	-	-	-
STARS/NHL TOTALS	-	-	492	74	107	181	1,014	34	3	2	5	32





27 Adam Pardy

Defenseman

HEIGHT	6-2
WEIGHT	206
BIRTHDATE	03 / 29 / 1984 (Age 27)
BIRTHPLACE	Bonavista, NL
SHOOTS	Left
ACQUIRED	Signed as a free agent on 7/1/11
DRAFTED	Calgary's sixth-round selection (173rd overall) in the 2004 NHL Entry Draft

[Player Clips »](#)

About Adam

Adam Pardy (A-duhm PAHR-dee) is entering his fourth season in the NHL and his first with the Dallas Stars. Pardy enters the 2011-12 season just three games shy of reaching his 150th career NHL game. A stay-at-home defenseman, Pardy previously played for new Stars' head coach, Glen Gulutzan as a member of the 2005-06 Las Vegas Wranglers squad (ECHL).

2010-11 Highlights

GOALS: 1, vs. STL on 1/26 (1-0-1)
 ASSISTS: 1 (6x), MR vs. CHI on 2/7 (0-1-1)
 POINTS: 1 (7x), MR vs. CHI on 2/7 (0-1-1)
 +/-: +2, vs. CBJ on 12/13
 PIM: 4 (2x), MR at OTT on 1/14
 SHOTS: 5 (2x), MR vs. STL on 1/26
 GOAL STREAK: None
 ASSIST STREAK: 2 games, 1/21-1/22 (0-2-2)
 POINT STREAK: 2 games, 1/21-1/22 (0-2-2)

- Missed majority of the season with an upper body injury
- Was an even or plus player in 22 of his 30 games
- Three of seven points came during Monday games

Career Highlights

MOST GOALS, GAME: 1 (3x), MR at NSH on 11/30/09 (1-0-0)
 MOST ASSISTS, GAME: 2, vs. MTL on 10/6/09 (0-2-2)
 MOST POINTS, GAME: 2, vs. MTL on 10/6/09 (0-2-2)
 MOST PIM, GAME: 14, at CBJ on 3/26/09
 MOST SHOTS, GAME: 5 (2x), MR vs. STL on 1/26/11
 GOAL SCORING STREAK: None
 ASSIST SCORING STREAK: 2 games (2x), MR 1/21/11-1/22/11 (0-2-2)
 POINT SCORING STREAK: 3 games, 1/6/11-1/13/11 (1-2-3)
 FIRST NHL GAME: at VAN on 9/10/08
 FIRST NHL GOAL: vs. NYI on 8/1/09
 FIRST NHL POINT: vs. FLA on 12/12/08 (Assist)

- **2008-09:**
- Had his first NHL fight (vs. B.J. Crombeen) at CGY on 1/13/09
- **2007-08:**
- Played 65 games for the Quad City Flames (AHL) registering five goals, 13 assists totaling 18 points and 67 penalty minutes
- Was called up to the Calgary Flames on two occasions
- Was named to the AHL All-Star Team and participated in the AHL All-Star Skills competition
- **2006-07:**
- played 70 games for the Omaha Ak-Sar-Ben Knights (AHL) registering two goals, six assists for eight points and 60 PIM

Personal

- Contract status: Through 2012-13 season

Career vs. NHL					
TEAM	GP	G	A	PTS	PIM
Anaheim	8	0	1	1	5
Boston	0	0	0	0	0
Buffalo	3	0	1	1	8
Calgary	-	-	-	-	-
Carolina	3	0	1	1	4
Chicago	7	0	1	1	8
Colorado	8	0	0	0	6
Columbus	8	0	1	1	16
Dallas	9	0	1	1	2
Detroit	4	0	0	0	2
Edmonton	11	0	1	1	8
Florida	2	0	1	1	2
Los Angeles	10	0	1	1	8
Minnesota	11	0	0	0	2
Montreal	5	0	3	3	13
Nashville	8	1	0	1	6
New Jersey	0	0	0	0	0
NY Islanders	2	1	1	2	4
NY Rangers	2	0	1	1	0
Ottawa	4	0	2	2	6
Philadelphia	1	0	0	0	0
Phoenix	5	0	1	1	4
Pittsburgh	1	0	0	0	0
San Jose	6	0	1	1	10
St. Louis	7	1	1	2	11
Tampa Bay	3	0	1	1	2
Toronto	5	0	1	1	6
Vancouver	12	1	1	2	8
Washington	0	0	0	0	0
Winnipeg	2	0	0	0	0
NHL TOTALS	147	4	22	26	141

Career Stats												
SEASON	CLUB	LEAGUE	REGULAR SEASON					PLAYOFFS				
			GP	G	A	PTS	PIM	GP	G	A	PTS	PIM
2002-03	Yarmouth	MJAHL	1	0	0	0	2	-	-	-	-	-
-	Antigonish	MJAHL	31	5	16	21	42	-	-	-	-	-
-	Cape Brenton	QMJHL	7	0	1	1	2	2	0	0	0	0
2003-04	Cape Brenton	QMJHL	68	4	12	16	137	5	0	1	1	8
2004-05	Cape Brenton	QMJHL	69	12	27	39	163	5	2	2	4	8
2005-06	Omaha	AHL	24	0	0	0	18	-	-	-	-	-
-	Las Vegas	ECHL	41	1	11	12	55	10	2	1	3	12
2006-07	Omaha	AHL	70	2	6	8	60	6	1	1	2	0
2007-08	Quad City	AHL	65	5	13	18	67	-	-	-	-	-
2008-09	Calgary	NHL	60	1	9	10	69	6	0	2	2	5
2009-10	Calgary	NHL	57	2	7	9	48	-	-	-	-	-
2010-11	Calgary	NHL	30	1	6	7	24	-	-	-	-	-
-	-	-	-	-	-	-	-	-	-	-	-	-
NHL TOTALS	-	-	147	4	22	26	141	6	0	2	2	5





17 Toby Petersen

Forward - Center

HEIGHT	5-10
WEIGHT	197
BIRTHDATE	10 / 27 / 1978 (Age 32)
BIRTHPLACE	Minneapolis, MN
SHOOTS	Left
ACQUIRED	Signed as a free agent on 7/6/07
DRAFTED	Pittsburgh's ninth-round selection (244th overall) in the 1998 NHL Entry Draft

[Player Clips »](#)

About Toby

Toby Petersen is entering his ninth NHL season and his fifth season with Dallas. Last season, Petersen skated in his 300th career NHL game at NYI on 10/9/10. Petersen has never accrued more than 14 PIM in an NHL season and has appeared in 18 NHL playoff games, recording one goal in that span. During his time with the Iowa Stars (AHL) in 2007-08, was named the team's MVP after tallying 51 points (21-30-51) in 63 games.

2010-11 Highlights

GOALS: 1 (2x), MR vs. SJS on 3/15 (1-0-1)
ASSISTS: 1 (4x), MR vs. CGY on 3/9 (0-1-1)
POINTS: 1 (6x), MR vs. SJS on 3/15 (1-0-1)
+/-: +1 (8x), MR vs. COL on 4/7
PIM: 2 (4x), MR at SJS on 3/5
SHOTS: 7, vs. COL on 4/7
GOAL STREAK: None
ASSIST STREAK: None
POINT STREAK: None

- Both goals of the season came short-handed
- Played his 300th career NHL game at NYI on 10/9/10
- Registered a career-high seven shots vs. COL on 4/7
- Missed 16 games with lower body injury from 1/5/11-2/13/11

Career Highlights

MOST GOALS, GAME: 3, at OTT on 10/16/01
MOST ASSISTS, GAME: 2 (3x), MR vs. TOR on 11/1/01
MOST POINTS, GAME: 3, at OTT on 10/16/01
MOST PIM, GAME: 2 (22x), MR at SJS on 3/5/11
MOST SHOTS, GAME: 7 (3x), MR vs. COL on 4/7/11
GOAL SCORING STREAK: 2 games (2x), MR 11/30/08-12/2/08 (2-0-0)
ASSIST SCORING STREAK: 3 games, 12/15/06-12/21/06 (0-3-3)
POINT SCORING STREAK: 5 games, 11/30/08-12/10/08 (3-2-5)
FIRST NHL GAME: at OTT on 12/5/00

FIRST NHL GOAL: at DET on 12/10/00
FIRST NHL POINT: at DET on 12/10/00

- **2009-10:**
 - Dallas went 5-1-0 when he recorded an assist
 - Appeared in 78 games this season, one game shy of his career-high
- **2008-09:**
 - Skated in his 200th career NHL game on 1/4/09 at VAN
 - Scored his first goal as a Dallas Star on 11/30/08 vs. EDM
 - Dallas went 3-0-1 when he scored a goal
 - Suffered a broken foot vs. SJ on 2/23/09 (missed final 23 games of the season)
- **2007-08:**
 - Played most of the season with the Iowa Stars (AHL) and was named Iowa's MVP for the season, posting 21-30-51 points in 63 games
 - Led Iowa in assists and points and ranked second in goals
 - Represented Iowa at the 2008 AHL All-Star Game, collecting 1-2-3 points and winning the Fastest Skater contest at the skills competition
- **2006-07:**
 - Led the Oilers in short-handed goals (2)
 - Appeared in his 100th career NHL game vs. STL on 11/16/06
 - Named to Team USA roster for the 2007 World Championships
- **2005-06:**
 - Named Iowa's Most Valuable Player during the club's inaugural season
 - Led the team in assists and points and ranked tied for second in goals
- **2004-05:**
 - Spent the entire season with Edmonton (AHL)
- **2003-04:**
 - In 21 playoff outings, posted two goals and 10 assists for 12 points
- **2002-03:**
 - Set a professional career-high in goals with 31 goals in 80 games with Wilkes-Barre
- **2001-02:**
 - In 79 games with the Penguins, recorded eight goals and 10 assists for 18 points, including his first NHL hat trick at OTT on 10/16/01 (Patrick Lalime in net)
- **2000-01:**
 - Named to 2001 AHL All-Rookie Team

CAREER TRANSACTIONS:

- Pittsburgh's ninth-round selection (244th overall) in the 1998 NHL Entry Draft
- Signed as a free agent by Edmonton on 7/30/04
- Signed as a free agent by Dallas on 7/16/07

Amateur Highlights

- Played four seasons at Colorado College from 1996-2000
- In 138 total games with Colorado, posted 59 goals and 69 assists for 128 points
- Was named to the WCHA All-Rookie Team

Personal

- Contract Status: Through 2011-12 season
- Married to wife Alexa, with two sons: Bjorn and Elliott
- First Job: Hockey school instructor
- Favorite Actor: Will Ferrell
- Favorite Movie: Field of Dreams
- Most Memorable Hockey Moment: Playing with Mario Lemieux in Pittsburgh
- Favorite Sport (other than hockey): Baseball (Minnesota Twins fan)
- Contract Status: Through 2011-12 season

Career vs. NHL					
TEAM	GP	G	A	PTS	PIM
Anaheim	21	2	3	5	0
Boston	8	0	0	0	2
Buffalo	8	1	0	1	6
Calgary	14	1	1	2	2
Carolina	7	0	1	1	0
Chicago	14	1	1	2	2
Colorado	19	2	4	6	0
Columbus	16	0	2	2	0
Dallas	5	0	2	2	0
Detroit	16	1	0	1	2
Edmonton	10	1	1	2	2
Florida	10	0	1	1	2
Los Angeles	20	1	0	1	2
Minnesota	15	0	1	1	2
Montreal	8	1	2	3	0
Nashville	17	2	1	3	4
New Jersey	11	2	2	4	0
NY Islanders	8	1	0	1	2
NY Rangers	7	0	0	0	0
Ottawa	9	4	2	6	0
Philadelphia	8	1	1	2	2
Phoenix	21	1	6	7	6
Pittsburgh	2	0	0	0	0
San Jose	20	2	2	4	6
St. Louis	15	1	2	3	2
Tampa Bay	9	1	2	3	2
Toronto	11	1	2	3	0
Vancouver	14	2	0	2	2
Washington	8	2	1	3	0
Winnipeg	7	0	2	2	0
NHL TOTALS	358	31	45	76	44

Career Stats														
SEASON	CLUB	LEAGUE	REGULAR SEASON					PLAYOFFS						
			GP	G	A	PTS	PIM	GP	G	A	PTS	PIM		
-	-	-	-	-	-	-	-	-	-	-	-	-	-	-
1996-97	Col. College	WCHA	40	17	21	38	18	-	-	-	-	-	-	-
1997-98	Col. College	WCHA	40	16	17	33	34	-	-	-	-	-	-	-
1998-99	Col. College	WCHA	21	12	12	24	2	-	-	-	-	-	-	-
1999-00	Col. College	WCHA	37	14	19	33	8	-	-	-	-	-	-	-
2000-01	Pittsburgh	NHL	12	2	6	8	4	-	-	-	-	-	-	-
-	Wilkes-Barre	AHL	73	26	41	67	22	21	7	6	13	4	-	-
2001-02	Pittsburgh	NHL	79	8	10	18	4	-	-	-	-	-	-	-
2002-03	Wilkes-Barre	AHL	80	31	35	66	24	6	1	3	4	4	-	-
2003-04	Wilkes-Barre	AHL	62	15	29	44	4	21	2	10	12	12	-	-
2004-05	Edmonton	AHL	78	14	15	29	21	-	-	-	-	-	-	-
2005-06	Edmonton	NHL	-	-	-	-	-	2	1	0	1	0	-	-
-	Iowa	AHL	79	26	47	73	48	7	2	4	6	2	-	-
2006-07	Edmonton	NHL	64	6	9	15	4	-	-	-	-	-	-	-
-	Iowa	AHL	7	2	6	8	0	-	-	-	-	-	-	-
2007-08	Dallas	NHL	8	0	3	3	4	16	0	0	0	2	-	-
-	Iowa	AHL	63	21	30	51	24	-	-	-	-	-	-	-
2008-09	Dallas	NHL	57	4	7	11	14	-	-	-	-	-	-	-
2009-10	Dallas	NHL	78	9	6	15	6	-	-	-	-	-	-	-
2010-11	Dallas	NHL	60	2	4	6	8	-	-	-	-	-	-	-
STARS TOTALS	-	-	203	15	20	35	32	16	0	0	0	2	-	-
NHL TOTALS	-	-	358	31	45	76	44	18	1	0	1	2	-	-



30 Andrew Raycroft

Goaltender

HEIGHT	6-1
WEIGHT	178
BIRTHDATE	5 / 4 / 80 (Age 31)
BIRTHPLACE	Belleville, Ontario
CATCHES	Left
ACQUIRED	Signed as a free agent on 7/1/10
DRAFTED	Boston's fourth-round selection (No. 135 overall) in the 1998 NHL Entry Draft

[Player Clips »](#)

About Andrew

Andrew Raycroft begins his 10th season in the NHL and his second with Dallas. Andrew won the Calder Memorial Trophy as the league's rookie of the year with the Boston Bruins in 2003-04 and has appeared in 270 NHL games in his career, playing for four different NHL teams (Boston, Colorado, Vancouver and Dallas).

2010-11 Highlights

SAVES: 44 at NSH on 12/28/10
 SHOTS AGAINST: 46 at NSH on 12/28/10
 GOALS AGAINST: 7 at CGY on 1/21/10
 CONSECUTIVE WINS: 4, 12/13/10 - 1/9/11 (4-0-0)
 SHUTOUTS: 2, MR at MIN on 1/9/11
 HOME STATS: 5 GP (3-0-0), 1 SO, 2 GA, 111 SA, .982 SV%, 0.54 GAA
 ROAD STATS: 14 GP (5-5-0), 1 SO, 38 GA, 335 SA, .887 SV%, 3.65 GAA

DALLAS' RECORD WHEN...

ALLOWING 2010-11 CAREER

0 Goals: 2-0-0 2-0-0
 1 Goal: 3-0-0 3-0-0
 2 Goals: 2-0-0 2-0-0
 3 Goals: 1-0-0 1-0-0
 4 Goals: 0-1-0 0-1-0
 5 Goals: 0-3-0 0-3-0
 6 Goals: 0-1-0 0-1-0

- Appeared in 19 games, including 13 starts (8-5-0) in his first season with the Stars
- Notched two shutouts -- stopped 34-of-34 shots faced vs. BUF on 10/30 and 26-of-26 shots faced at MIN on 1/9
- 3-0-0 in starts at home (.067 GAA, .979 SV%) and didn't allow a goal in final three home appearances
- Finished the season recording four victories in last six road starts
- Stopped 44-of-46 shots faced at NSH on 12/28, setting a new career-high in saves and shots faced
- Registered a .930 SV% or higher in 10 of his 19 appearances; allowed two goals or fewer in 12 games

Career Highlights

MOST SAVES, GAME: 44 at NSH on 12/28/10
MOST SHOTS FACED, GAME: 46 at NSH on 12/28/10
MOST GOALS AGAINST, GAME: 7 (3x), MR at CGY on 1/21/11
LONGEST SHUTOUT SEQUENCE: 147:32, 10/5/06 - 10/11/06 (2 SO)
LONGEST WINNING STREAK: 7 games, 11/29/08 - 1/10/09 (7-0-0)
LONGEST UNBEATEN STREAK: 7 games, 11/29/08 - 1/10/09 (7-0-0)
LONGEST LOSING STREAK: 6 games, 1/13/09 - 2/11/09
GAMES PLAYED STREAK:
FIRST NHL GAME: at PHI on 10/7/00
FIRST NHL WIN: vs. FLA on 10/9/00
FIRST NHL SHUTOUT: at DAL on 10/15/03

- **2009-10:**

- Appeared in 21 games with VAN, posting a 9-5-1 record, one shutout and a 2.42 GAA
- Played his 250th career game at ANA on 4/2/10, posting a shutout win
- Recorded his first shutout as a Canuck vs. COL on 11/1/09
- Posted his 100th career win at CBJ on 2/12/10
- Won first game in a Vancouver uniform in his first start of the season at LAK on 10/29/09 in a shutout victory

- **2008-09:**

- Made 27 starts and appeared in 31 games in his first season with COL
- Posted a 9-1-0 record in his first 10 games
- Set a career high seven-game winning streak (2.11 GAA, .928%) from 11/29/08 to 1/10/09
- Collected a win in his first game with COL, in his 200th career game, vs. PHI on 10/16/08

- **2007-08:**

- Made 16 starts and played 19 games for TOR
- Made 30 saves in a 3-0 shutout victory at BUF on 11/9/07
- Recorded first win of the season stopping 30 of 31 shots vs. NYI on 10/11/07

- **2006-07:**

- Set a career high and tied TOR franchise record with 37 wins in his first season with the Maple Leafs
- Ranked 4th among NHL goalies in games played (72), fourth in road victories (18) and eighth in wins (37)
- Collected his 37th victory vs. PHI on 4/3/07
- Set a new career-high with his 30th win of the season via a 24-save shutout vs. WSH on 3/6/07
- Started 26 straight contests (14-8-4) from 12/30/06 - 3/2/07
- Named NHL's Second Star of the Week for the period ending 11/5/06
- Recorded 50th career victory in a 29-save shutout at BUF on 11/4/06
- Won a season-high six consecutive games from 10/30/06 - 11/20/06

- **2005-06:**

- Collected a win in his 100th NHL appearance vs. OTT on 1/5/06

- **2004-05:**

- Played in 11 regular-season games and three playoff contests with Tappara of the Finnish Elite League

- **2003-04:**

- Won the Calder Memorial Trophy as the league's rookie of the year with BOS
- Finished sixth in goals-against average (2.05) and fifth in SV% (.926)
- Named to the NHL All-Rookie Team and Played in the YoungStars Game during All-Star Weekend
- Became the first rookie goaltender to win 20 games for BOS since Marco Baron (22) in 1981-82
- His 29 victories were the second-most by a BOS rookie in franchise history
- Named NHL Defensive Player of the Week (1/26/04 - 2/1/04) winning all three starts and allowing just two goals
- Named NHL Rookie of the Month for January (8-2-0, 1.30 GAA)
- Recorded his first NHL point with an assist at FLA on 12/10/03

- **2002-03:**

- Played in five games for BOS, finishing with a 2-3-0 record and a 2.40 GAA
- Spent majority of the season with Providence (AHL), posting a 23-10-3 mark in 39 appearances

- **2001-02:**

- Made one appearance for BOS, a 3-3 tie, at NYI on 2/26/03
- Appeared in 56 regular season games and two playoff contests with Providence (AHL)

- **2000-01:**

- Split his first professional season between BOS and Providence (AHL)
- Appeared in 15 NHL contests, posting a 4-6-0 mark with a 2.96 GAA.

Amateur Highlights

- Won the Red Tilson Trophy as the Ontario Hockey League's Most Outstanding Player with Kingston during the 1999-00 season and was

the first goaltender in 50 years to earn the trophy

- In 1999-00, was named Canadian Major Junior Goaltender of the Year and was also named to the OHL First All-Star Team and Canadian Major Junior First All-Star Team. Posted a 33-20-5 record with a .918 save percentage in 61 appearances.

Personal

- Andrew and his wife Erin had their first child during the off-season of 2009; a son named Mason
- He and his family spend their summers in Boston
- Growing up, Andrew was a fan of Patrick Roy and Felix Potvin
- Says his greatest achievement in hockey is winning the Calder Memorial Trophy in 2004.

TEAM	Career vs. NHL				
	GP	W-L-T	SO	GA	GAA
Anaheim	7	4-1-0	0	19	3.20
Boston	8	3-4-0	0	21	3.37
Buffalo	20	8-9-2	2	55	2.88
Calgary	7	1-4-0	0	22	4.39
Carolina	11	4-5-2	0	28	2.52
Chicago	5	1-3-0	0	13	2.76
Colorado	6	1-3-0	1	13	3.25
Columbus	6	3-2-0	0	17	3.25
Dallas	3	3-0-0	1	5	1.67
Detroit	6	5-2-0	1	18	2.63
Edmonton	4	2-2-0	0	13	3.79
Florida	12	4-5-2	0	31	2.72
Los Angeles	7	2-3-0	0	18	3.78
Minnesota	7	4-1-0	1	11	2.06
Montreal	14	3-5-5	1	36	2.67
Nashville	5	3-2-0	0	10	2.01
New Jersey	9	4-5-0	0	25	2.92
NY Islanders	12	3-4-4	0	35	3.79
NY Rangers	11	5-3-1	0	30	2.59
Ottawa	22	9-9-3	1	62	3.04
Philadelphia	12	6-4-1	0	26	2.31
Phoenix	6	1-4-1	0	18	3.55
Pittsburgh	10	7-2-1	0	30	3.05
San Jose	7	1-5-0	0	21	3.54
St. Louis	3	1-2-0	0	6	2.59
Tampa Bay	13	9-1-1	0	26	2.59
Toronto	11	4-6-1	0	31	2.96
Vancouver	4	1-4-0	0	20	3.60
Washington	10	6-3-1	1	22	2.06
Winnipeg	8	3-3-2	0	27	3.19
NHL TOTALS	270	111-106-27	9	701	2.87

SEASON	CLUB	LEAGUE	Career Stats										
			GP	W	L	T	MIN	GA	SO	AVG			
1997-98	Sudbury	OHL	33	8	16	5	1802	125	0	4.16			
1998-99	Subury	OHL	45	17	22	5	2528	173	1	4.11			
1999-00	Kingston	OHL	61	33	20	5	3340	191	0	3.43			
2000-01	Boston	NHL	15	4	6	0	649	32	0	2.96			
-	Providence	AHL	26	8	14	4	1459	82	1	3.37			
2001-02	Boston	NHL	1	0	0	1	65	3	0	2.77			
-	Providence	AHL	56	25	24	6	3317	142	4	2.57			
2002-03	Boston	NHL	5	2	3	0	300	12	0	2.40			
-	Providence	AHL	39	23	10	3	2255	12	0	2.40			
2003-04	Boston	NHL	57	29	18	9	3420	117	3	2.05			
2004-05	Tap. Tampere	FNL	11	4	5	2	657	32	1	2.92			
2005-06	Boston	NHL	30	8	19	2	1619	100	0	3.71			
-	Providence	AHL	1	1	0	0	64	3	0	2.80			
2006-07	Toronto	NHL	72	37	25	9	4108	205	2	2.99			
2007-08	Toronto	NHL	19	2	9	5	965	63	1	3.92			
2008-09	Colorado	NHL	31	12	16	0	1722	90	0	3.14			
2009-10	Vancouver	NHL	21	9	5	1	967	39	1	2.42			
2010-11	Dallas	NHL	19	8	5	0	847	40	2	2.83			
-	-	-	-	-	-	-	-	-	-	-			
STARS TOTALS	-	-	19	8	5	0	847	40	2	2.83			
NHL TOTALS	-	-	270	111	106	17	14,662	701	9	2.87			
-	-	-	-	-	-	-	-	-	-	-			
PLAYOFFS	-	-	-	-	-	-	-	-	-	-			
1997-98	Sudbury	OHL	2	0	1	0	89	8	0	5.39			
1998-99	Sudbury	OHL	3	0	2	0	96	13	0	8.13			
1999-00	Kingston	OHL	5	1	4	0	300	21	0	4.20			
2001-02	Providence	AHL	2	0	2	0	119	5	0	2.52			
2002-03	Providence	AHL	4	1	3	0	264	6	1	1.36			
2003-04	Boston	NHL	7	3	4	0	447	16	1	2.15			
2004-05	Tap. Tampere	FNL	3	0	2	0	104	11	0	6.36			
2009-10	Vancouver	NHL	1	0	0	0	25	1	0	2.40			
-	-	-	-	-	-	-	-	-	-	-			
NHL TOTALS	-	-	8	3	4	0	472	17	1	2.16			





63 Mike Ribeiro

Forward - Center

HEIGHT	6-0
WEIGHT	179
BIRTHDATE	2 / 10 / 1980 (Age 31)
BIRTHPLACE	Montreal, QC
SHOOTS	Left
ACQUIRED	From Montreal with a sixth-round pick (2008) in exchange for Janne Niinimaa and a fifth-round selection (2007) on 9/30/06
DRAFTED	Montreal's second-round selection (45th overall) in the 1998 NHL Entry Draft

[Player Clips »](#)

About Mike

Mike Ribeiro (MYK rih-BAIR-oh) is entering his 10th full season in the NHL and his sixth with the Stars. Ribeiro has eclipsed the 50-point mark in each of his five seasons with Dallas, and has led the club in even-strength scoring in four of his five seasons with the Stars. The Montreal, QC native has appeared in over 650 NHL games, and represented Dallas at the 2008 NHL All-Star Game in Atlanta.

2010-11 Highlights

GOALS: 2 (3x), MR at ANA on 4/3/11 (2-0-2)
 ASSISTS: 3 (2x), MR at CGY on 1/21/11 (0-3-3)
 POINTS: 3 (3x), MR at LAK on 4/7/11 (1-2-3)
 PLUS/MINUS: +2 (7x), MR vs. COL on 4/7/11
 PIM: 4 (2x), MR on VAN on 1/24/11
 SHOTS: 6 (3x), MR at ANA on 4/3/11
 GOAL STREAK: 3 games, 3/7/11 - 3/11/11 (3-3-6)
 ASSISTS STREAK: 4 games, 1/9/11 - 1/17/11 (0-5-5)
 POINT STREAK: 11 games, 12/29/11 - 1/21/11 (4-11-15)

- Appeared in all 82 NHL regular season games for the second time in his career and the second time in the last three seasons (2008-09 and 2010-11)
- Finished the season ranked seventh in the NHL with 52 assists
- Third season in the last four years that he has recorded at least 50 assists
- Career-high 11-game point streak (4 goals, 11 assists) from 12/29/10-1/21/11
- Three three-point efforts: vs. PHX on 11/5/10 (0-3-3), at CGY on 1/21/11 (0-3-3) and at LAK on 3/7 (1-2-3)
- Recorded three multi-goal games and Dallas was 3-0-0 this season when he recorded a multi-goal game and scored the game-winning goal in every multi-goal game this season
- 13 of his 18 goals this season came when the team was either trailing by one goal or tied
- Six-game point streak (two goals, four assists) from 11/24/10-12/4/10 helping lead the Stars to a 6-0-0 record during that stretch
- Four game-winning goals was one goal shy of matching career-high mark for most in a single season

Career Highlights

MOST GOALS, GAME: 3, at FLA on 1/21/09 (3-0-3)
MOST ASSISTS, GAME: 4 (2x), MR at NYI on 10/23/08 (1-4-5)
MOST POINTS, GAME: 5 at NYI on 10/23/08 (1-4-5)
MOST PIM, GAME: 10, at DET on 3/13/08
MOST SHOTS, GAME: 7 (3x), MR at ANA on 2/28/09
GOAL SCORING STREAK: 4 games (2x), MR 12/21/07 - 12/29/07 (5-4-9)
ASSIST SCORING STREAK: 7 games, 11/8/03 - 11/22/03 (0-7-7)
POINT SCORING STREAK: 11 games, 12/29/10 - 1/21/11 (4-11-15)
FIRST NHL GAME: vs. TOR on 10/2/99
FIRST NHL GOAL: at TOR on 10/23/99
FIRST NHL POINT: at TOR on 10/23/99

- **2009-10:**

- Missed 15 games (1/8/10-2/6/10) with a throat contusion suffered at NYR on 1/6/10
- Ranked third on the club in assists (34) and fourth in overall scoring with 53 points (19-34-53)
- Tied for first on the team with two short-handed goals, and tied for third with eight power play goals
- Collected 20 points (9-11-20) in his last 23 games of the season and 37 (13-24-37) in his last 45 games of the season
- Eight of his 19 goals in 2009-10 gave the Stars the lead
- Collected a season-high three assists, including his 400th NHL point, at CAR on 12/26/09
- Had three consecutive multi-point games (2-4-6) from 10/9/09-10/14/09
- Helped Dallas post an 18-7-4 record when he collected an assist, and an 11-3-3 record when he scored a goal

- **2008-09:**

- Led the Stars with 56 assists, 78 points, and 20 multiple-point game - also ranked second on Stars with seven power-play goals and third with 22 goals overall
- His 56 assists tied a career high and ranked ninth in the league overall
- Topped the club in scoring for the third straight year and in assists for the second year in a row (was one helper shy of the team leader, Zubov, three seasons ago)
- Was one of just six NHL players with at least 20 goals and 50 assists in each of the previous two seasons (also Malkin, Datsyuk, Getzlaf, St. Louis and Thornton)
- One of two Stars to skate in all 82 games this season (also Eriksson)
- Skated in his 500th career NHL game on at STL on 3/10/09
- Netted his first career NHL hat trick on at FLA on 1/21/09
- Dallas went 14-2-4 in his 20 multiple-point games and 13-4-1 when he netted a goal

- **2007-08:**

- Set new career-highs for goals (27), assists (56) and points (83)
- Ranked first on the Stars with 56 assists, 83 points, and was tied for second with 27 goals
- Appeared in his first NHL All-Star Game in Atlanta
- Recorded three assists at LAK on 3/29/08 and earned his 200th career assist
- Had 23 multi-point games, including seven three-point games and two four-point efforts
- Had goals in eight of 10 games and points in nine of 10 contests as part of those two streaks (10-9-19) from 12/7/07-12/29/07
- Led Dallas with 14 assists and 17 points in the playoffs, appearing in all 18 games

- **2006-07:**

- Played in 81 games for the Stars, ranking first with 59 points and third with 41 assists
- Appeared in his 300th career NHL game at WSH on 11/30/06
- Recorded his 200th career NHL point vs. PHX on 3/18/07 including overtime game-winner
- Boasted four multi-point outings over his last eight games (4-7-11) and had points in seven of his final 11 contests (7-7-14)
- In seven playoff games, notched three assists and ranked tied for second in helpers and tied for third in points (3)

- **2005-06:**

- Boasted 11 multi-point games, including one three-point outing (at OTT on 4/6/06) and four two-goal contests
- Posted a six-game assist streak (0-7-7) from 12/1/05-12/17/05

- **2004-05:**

- Played in 17 games with Espoo in Finland, registering eight goals and nine assists for 17 points

- **2003-04:**

- Led MTL in scoring with 20 goals, 45 assists and 65 points
- Posted 12 game-winning points (5-7-12)
- Set a then career-high seven-game assist/point streak (0-7-7) from 11/8/03-11/22/03
- During the NHL Playoffs, tallied three points (2-1-3) in 11 outings

- **2002-03:**

- Skated in 52 games with Montreal, collecting 17 points (5-12-17)
- Missed the first 13 games due to a collarbone fracture
- Also appeared in three games with Hamilton (AHL)

- **2001-02:**

- Skated for the Rookie Team at the Young Stars Game during the NHL All-Star Weekend, recording four points (1-3-4)

- Played 43 games with Montreal (8-10-18) and appeared in 23 contests with Quebec of the American Hockey League (9-14-23)
- Registered his first multi-point game of his career vs. CHI on 12/3/01 (0-2-2)
- **2000-01:**
- Skated in 74 games with Quebec (AHL), placing second on the club with 66 points (26-40-66) and earning Quebec's Player of the Year honors
- Appeared in two games for MTL
- **1999-00:**
- Saw his first NHL action with MTL and registered two points (1-1-2) in 19 games

CAREER TRANSACTIONS:

- Acquired from Montreal with a sixth-round pick (2008) in exchange for Janne Niinimaa and a fifth-round selection (2007) on 9/30/06
- Montreal's second-round selection (No. 45th overall) in the 1998 NHL Entry Draft

Amateur Highlights


- Played two-plus seasons with Rouyn-Noranda (1997-99) and one season with Quebec (1999-00) of the Quebec Major Junior League, appearing in 159 total games and registering 125 goals and 216 assists for 341 points
- With Quebec in 1999-00, he tallied 45 points (17-28-45) in 21 outings and was named to the QMJHL All-Star Game
- Won a bronze medal with Team Canada at the 2000 World Junior Championships in Sweden
- In 1998-99 with Rouyn-Noranda, had his best offensive season in juniors, collecting 67 goals and 100 assists for 167 points in 69 games
- Was the top scorer in the Canadian Hockey League and QMJHL, and led the QMJHL in goals
- Was named to the QMJHL and the CHL First All-Star Teams, and the 1999 QMJHL All-Star Game
- In 1997-98, led the QMJHL in assists (85) and was named to the CHL All-Rookie Team and the QMJHL Second All-Star Team
- Won the Michel Bergeron Award as QMJHL Offensive Rookie of the Year

Personal

- Represented Dallas in the 2008 NHL All-Star Game in Atlanta
- Favorite sport other than hockey: basketball
- Favorite movie: The Shawshank Redemption
- Lists Angelina Jolie as his favorite actress
- Funniest teammate he has ever played with is Aaron Downey
- Mike and his wife, Tamara, reside in Frisco with their three children - Mikael, Noah and Viktoria
- Contract status: Through 2012-13 season

Career vs. NHL					
TEAM	GP	G	A	PTS	PIM
Anaheim	37	9	29	38	16
Boston	22	2	5	7	12
Buffalo	24	1	10	11	4
Calgary	26	8	12	20	8
Carolina	19	3	9	12	14
Chicago	25	8	10	18	6
Colorado	20	4	14	15	10
Columbus	20	1	14	15	6
Dallas	3	2	0	2	0
Detroit	20	5	11	16	18
Edmonton	27	4	17	21	10
Florida	17	6	7	13	6
Los Angeles	39	12	27	39	12
Minnesota	22	3	17	20	8
Montreal	3	1	4	5	2
Nashville	22	3	16	19	10
New Jersey	22	3	5	8	8
NY Islanders	19	5	10	15	6
NY Rangers	17	5	7	12	4
Ottawa	25	6	6	12	12
Philadelphia	20	5	4	9	10
Phoenix	34	8	25	33	18
Pittsburgh	16	6	13	19	2
San Jose	39	14	16	30	18
St. Louis	22	8	12	20	16
Tampa Bay	17	3	6	9	8
Toronto	26	11	10	21	6
Vancouver	26	3	13	16	16
Washington	17	1	8	9	4
Winnipeg	17	5	8	13	8
NHL TOTALS	663	155	342	497	278

Career Stats												
SEASON	CLUB	LEAGUE	REGULAR SEASON					PLAYOFFS				
			GP	G	A	PTS	PIM	GP	G	A	PTS	PIM
1997-98	Rouyn-Nor.	QMJHL	67	40	85	125	55	6	3	1	4	0
1998-99	Rouyn-Nor.	QMJHL	69	67	100	167	137	11	5	11	16	12
-	Fredericton	AHL	-	-	-	-	-	5	0	1	1	2
1999-00	Montreal	NHL	19	1	1	1	2	-	-	-	-	-
-	Quebec	AHL	3	0	0	0	2	-	-	-	-	-
-	Rouyn-Nor.	QMJHL	2	1	3	4	0	-	-	-	-	-
-	Quebec	QMJHL	21	17	28	45	30	11	3	20	23	38
2000-01	Montreal	NHL	2	0	0	0	2	-	-	-	-	-
-	Quebec	AHL	74	26	40	66	44	9	1	5	6	23
2001-02	Montreal	NHL	43	8	10	18	12	-	-	-	-	-
-	Quebec	AHL	23	9	14	23	36	3	0	3	3	0
2002-03	Montreal	NHL	52	5	12	17	6	-	-	-	-	-
-	Hamilton	AHL	3	0	1	1	0	-	-	-	-	-
2003-04	Montreal	NHL	81	20	45	65	34	11	2	1	3	18
2004-05	Espoo	Finland	17	8	9	17	4	-	-	-	-	-
2005-06	Montreal	NHL	79	16	35	51	36	6	0	2	2	0
2006-07	Dallas	NHL	81	18	41	59	22	7	0	3	3	4
2007-08	Dallas	NHL	76	27	56	83	46	18	3	14	17	16
2008-09	Dallas	NHL	82	22	56	78	52	-	-	-	-	-
2009-10	Dallas	NHL	66	19	34	53	38	-	-	-	-	-
2010-11	Dallas	NHL	82	19	52	71	28	-	-	-	-	-
-	-	-	-	-	-	-	-	-	-	-	-	-
STARS TOTALS	-	-	387	105	239	344	186	25	3	17	20	20
NHL TOTALS	-	-	663	155	342	497	278	42	5	20	25	38



3 Stephane Robidas

Defenseman

HEIGHT	5-11
WEIGHT	190
BIRTHDATE	03 / 03 / 1977 (Age 34)
BIRTHPLACE	Sherbrooke, QC
SHOOTS	Right
ACQUIRED	Signed as a free agent on 8/6/05
DRAFTED	Montreal's seventh-round selection (164th overall) in the 1995 NHL Entry Draft

[Player Clips »](#)

About Stephane

Stephane Robidas (STEH-fahn ROH-bih-dah) is entering his 11th NHL season and his ninth season with the Stars. Robidas has led the team in TOI/G in each of the last three seasons and has skated in 80 games or more in three of the last four seasons. Additionally, Robidas has appeared in at least 70 games in each of the last six seasons. During the 2010-11 campaign, Robidas skated in his 700th career NHL game vs. CGY on 2/16/11 and recorded his 200th career NHL point vs. EDM on 1/26/11. Robidas serves as an alternate captain for the Dallas Stars.

2010-11 Highlights

GOALS: 1 (5x), MR vs. PHI on 3/19 (1-0-1)
 ASSISTS: 3, vs. MTL on 12/21 (0-3-3)
 POINTS: 3, vs. MTL on 12/21 (0-3-3)
 +/-: +3 (2x), MR vs. MTL on 12/21
 PIM: 15, vs. ANA on 10/26
 SHOTS: 5 (2x), MR vs. PHI on 3/19
 GOAL STREAK: None
 ASSIST STREAK: 3 games (2x), MR 12/13-12/18 (0-4-4)
 POINT STREAK: 3 games (2x), MR 12/13-12/18 (0-4-4)

- Skated in 81 games, his third NHL season to play in more than 80 games
- Missed one game vs. LAK on 10/28 due to automatic suspension for a second game misconduct within 41 games for boarding
- Dallas went 17-2-4 when he recorded at least one point in 2010-11
- Ranked first on the club and 16th in the NHL in time on ice averaging 24:31 minutes per game
- Recorded his 200th career NHL point vs. EDM on 1/26 (0-1-1)
- Skated in his 700th career NHL game at CGY on 2/16
- Ranked second on the team in blocked shots with 135 on the season; also ranked third on the club in hits with 216
- Nominated for Bill Masterton Trophy (third nomination)

Career Highlights

MOST GOALS, GAME: 2 (3x), MR at ATL on 12/17/09
 MOST ASSISTS, GAME: 3 (3x), MR vs. MTL on 12/21/10 (0-3-3)

MOST POINTS, GAME: 4, vs. NJD on 11/21/09 (2-2-4)
MOST PIM, GAME: 15 (3x), MR vs. ANA on 10/26/10
MOST SHOTS, GAME: 10, vs. COL on 3/14/10
GOAL SCORING STREAK: 2 games, 1/29/08-2/1/08 (2-1-3)
ASSIST SCORING STREAK: 7 games, 11/8/03-11/22/03 (0-7-7)
POINT SCORING STREAK: 8 games, 3/3/09-3/17/09 (4-7-11)
FIRST NHL GAME: vs. COL on 10/20/99
FIRST NHL GOAL: at WSH on 11/17/00
FIRST NHL POINT: vs. DET on 11/1/00

- **2009-10:**
 - Among NHL defensemen leaders, ranked tied for fourth in power play goals (7), tied for 17th in goals (10) and tied for 21st in scoring (41 points)
 - Played his 600th career NHL game vs. CHI on 12/29/09
 - Dallas went 6-0-1 when he had a multi-point game
- **2008-09:**
 - Skated in the NHL All-Star Game in Montreal, his first All-Star appearance
 - Appeared in his 500th career NHL game at CHI on 10/31/08
 - Was Dallas' nominee for the Bill Masterton Trophy (second nomination)
- **2007-08:**
 - Was one of five Dallas players to skate in all 82 games
 - Tallied his first career multi-goal game with two goals at ANA on 2/15/08
 - Played in all 18 playoff games for the Stars (3-8-11) logging 25:31 TOI/G (second only to Zubov)
- **2006-07:**
 - Appeared in his 400th career NHL game vs. LAK on 3/11/07
- **2005-06:**
 - Scored his second career short-handed goal vs. CBJ on 11/18/05
 - Appeared in his 300th career NHL game at MTL on 1/16/06
 - Collected two assists in five playoff games against COL
- **2004-05:**
 - Spent the season with the Frankfurt Lions in the German Elite League
- **2003-04:**
 - Split the season between Dallas and Chicago
 - Traded to CHI on 11/17/03 (for Jon Klemm) and played 45 games
- **2002-03:**
 - Tallied the first game-winning goal of his career vs. SJ on 3/9/03
 - Notched his first career playoff point with an assist in Game One of the Conference Semifinals vs. ANA
- **2001-02:**
 - Skated In 100th career NHL contest vs. LAK on 12/22/01
- **2000-01:**
 - Appeared in his first full NHL season
 - Was the Canadiens' nominee for the Bill Masterton Trophy (first nomination)
- **1999-00:**
 - Appeared in 76 games with Quebec (AHL) and one contest with Montreal, making his NHL debut vs. COL on 10/20/99
 - Was selected as the Quebec Citadelles' player of the year, after registering 14 goals and 31 assists for 45 points.

CAREER TRANSACTIONS:

- Signed as a free agent on 8/6/05
- Acquired by Chicago from Dallas, with a 2004 second-round pick, in exchange for Joe Klemm and a 2004 fourth-round pick on 11/17/04
- Acquired by Dallas from Atlanta for future considerations on 10/4/02
- Claimed by Atlanta from Montreal in Waiver Draft on 10/4/02
- Montreal's seventh-round selection (No. 164th overall) in the 1995 NHL Entry Draft

Amateur Highlights

- Played four seasons, 1993-1997, with Shawinigan of the Quebec Major Junior Hockey League (QMJHL)
- In 272 games with Shawinigan, posted 244 points (63-181-244)
- Missed only 12 games over four full seasons at the junior level
- In 1996-97, named the QMJHL defensemen of the year
- Named to the QMJHL First All-Star Team after leading team defensemen in scoring (24-51-75)
- In 1995-96, named to the QMJHL First All-Star Team
- Named to the Canadian Hockey League Third All-Star Team

Personal

- Married to wife, Maire-Eve with two children (Justin and Lexie)
- Reside in Plano during the hockey season
- Family spends summers on a lake at Saint-Denis-de-Brompton
- Contract Status: Through 2013-14

Career vs. NHL					
TEAM	GP	G	A	PTS	PIM
Anaheim	48	5	10	15	56
Boston	18	0	2	2	0
Buffalo	15	4	2	6	6
Calgary	35	1	13	14	24
Carolina	14	0	3	3	8
Chicago	30	2	5	7	26
Colorado	32	1	5	6	18
Columbus	33	2	13	15	16
Dallas	2	0	0	0	0
Detroit	33	1	6	7	31
Edmonton	34	3	5	8	25
Florida	14	1	4	5	2
Los Angeles	47	1	18	19	57
Minnesota	31	2	4	6	18
Montreal	8	0	5	5	4
Nashville	32	1	2	3	23
New Jersey	17	2	4	6	6
NY Islanders	13	1	4	5	6
NY Rangers	11	1	1	2	4
Ottawa	15	1	2	3	6
Philadelphia	13	2	3	5	0
Phoenix	45	2	6	8	42
Pittsburgh	13	1	2	3	5
San Jose	51	2	14	16	60
St. Louis	32	2	3	5	38
Tampa Bay	11	1	4	5	4
Toronto	13	0	6	6	10
Vancouver	33	1	6	7	30
Washington	17	2	3	5	8
Winnipeg	14	3	5	8	8
NHL TOTALS	724	45	161	206	555

Career Stats												
SEASON	CLUB	LEAGUE	REGULAR SEASON					PLAYOFFS				
			GP	G	A	PTS	PIM	GP	G	A	PTS	PIM
1993-94	Shawinigan	QMJHL	67	3	18	21	33	-	-	-	-	-
1994-95	Shawinigan	QMJHL	71	13	56	69	44	15	7	12	19	4
1995-96	Shawinigan	QMJHL	67	23	56	79	53	-	-	-	-	-
1996-97	Shawinigan	QMJHL	67	24	51	75	59	-	-	-	-	-
1997-98	Fredericton	AHL	79	10	21	31	50	4	0	2	2	0
1998-99	Fredericton	AHL	79	8	33	41	59	15	1	5	6	10
1999-00	Montreal	NHL	1	0	0	0	0	-	-	-	-	-
-	Quebec	AHL	76	14	31	45	36	3	0	1	1	0
2000-01	Montreal	NHL	65	6	6	12	14	-	-	-	-	-
2001-02	Montreal	NHL	56	1	10	11	14	2	0	0	0	4
2002-03	Dallas	NHL	76	3	7	10	35	12	0	1	1	20
2003-04	Dallas	NHL	14	1	0	1	8	-	-	-	-	-
-	Chicago	NHL	45	2	10	12	33	-	-	-	-	-
2004-05	Frankfurt	DEL	51	15	32	47	64	6	1	2	3	6
2005-06	Dallas	NHL	75	5	15	20	67	5	0	2	2	4
2006-07	Dallas	NHL	75	0	17	17	86	7	0	1	1	2
2007-08	Dallas	NHL	82	9	17	26	85	18	3	8	11	12
2008-09	Dallas	NHL	72	3	23	26	76	-	-	-	-	-
2009-10	Dallas	NHL	82	10	31	41	70	-	-	-	-	-
2010-11	Dallas	NHL	81	5	25	30	67	-	-	-	-	-
STARS TOTALS	-	-	557	36	135	171	494	42	3	12	15	38
NHL TOTALS	-	-	724	45	161	206	555	44	3	12	15	42





73 Michael Ryder

Forward - Right Wing

HEIGHT	6-0
WEIGHT	192
BIRTHDATE	3 / 31 / 1980 (Age 31)
BIRTHPLACE	Bonavista, NL
SHOOTS	Right
ACQUIRED	Signed as a free agent on 7/1/11
DRAFTED	Montreal's eighth-round pick (No. 216 overall) in the 1998 NHL Entry Draft

[Player Clips »](#)

About Michael

Michael Ryder (MY-kuhl RY-duhr) is entering his eighth season in the NHL and his first as a Dallas Star. Ryder has spent the previous seven seasons in stints with the Montreal Canadiens, and most recently as a member of the 2011 Stanley Cup Champion Boston Bruins, where he was tied for fourth among all Bruins in playoff scoring (8-9-17). Since joining the NHL in 2003-04, Ryder has earned 30 points or more in each of his seven seasons, eclipsing the 50-point mark in four of the seasons -- including a 63-point campaign his rookie year. That season, Ryder led all NHL rookies in goals, assists and points (25-38-63), and finished second to Andrew Raycroft in Calder Trophy voting as the league's top rookie.

2010-11 Highlights

GOALS: 2, vs. MTL on 2/9/11 (2-0-2)
 ASSISTS: 2 (3x), MR at DET on 2/13/11 (0-2-2)
 POINTS: 3, vs. TBL on 12/2/10 (1-2-3)
 PLUS/MINUS: +2 (6x), MR vs. BUF on 3/10/11
 PIM: 2 (13x), MR vs. ATL on 4/2/11
 SHOTS: 7 (3X), MR at NSH on 3/17/11
 GOAL STREAK: 3 games, 1/13/11 - 1/17/11 (3-0-3)
 ASSISTS STREAK: 3 games, 11/28/10 - 12/2/11 (1-4-5)
 POINT STREAK: 4 games (2x), MR 1/13/11 - 1/18/11 (3-1-4)

- Won the Stanley Cup as a member of BOS, finishing tied for fourth on the team in playoff scoring (8-9-17)
- Had six multi-point games, including a season-high (1-2-3) vs. TBL on 12/2/10
- Had three two-assist efforts, which matched his career-high for assists in a game
- Had two four-game point streaks, from 11/3/10-11/10/10 (2-3-5) and 1/13/11-1/18/11 (3-1-4)
- Scored the game-winning goal on a penalty shot against Ondrej Pavelec vs. ATL on 4/2/11 and is now 1-for-2 on career penalty shots. It was the first successful penalty shot by a BOS player since Marco Sturm scored vs. Ottawa's Ray Emery on 1/9/07 and was the first penalty shot goal scored by BOS on home ice since Ray Bourque scored on New Jersey's Chris Terreri on 3/19/94.
- Played his 500th NHL game at MTL on 12/16/10
- Recorded his 300th NHL point at BUF on 11/3/10
- Did not dress for three games (coach's decision) and had his consecutive-games played streak snapped at 172 regular season games (195 including playoffs) when he missed the game vs. CBJ on 3/15/11 (last previous game missed: at TBL on 2/22/09)

Career Highlights

MOST GOALS, GAME: 3 (2x), MR at TOR on 4/7/07 (3-1-4)
MOST ASSISTS, GAME: 2 (17x), MR at DET on 2/13/11 (0-2-2)
MOST POINTS, GAME: 3, at BUF on 12/22/08 (2-1-3)
MOST PIM, GAME: 15, at NYI on 3/6/10
MOST SHOTS, GAME: 13, vs. BOS on 11/17/07
GOAL SCORING STREAK: 5 games, 12/10/05 - 12/20/05 (0-4-4)
ASSIST SCORING STREAK: 4 games, 3/19/09 - 3/29/09 (0-6-6)
POINT SCORING STREAK: 6 games (2x), MR 12/10/05 - 12/23/05 (5-2-7)
FIRST NHL GAME: at OTT on 10/9/03
FIRST NHL GOAL: at TOR on 10/11/03
FIRST NHL POINT: at TOR on 10/11/03

- **2009-10:**
 - One of two players with BOS to play in all 82 games and it was the second time in his career he has played in every game (2006-07 with MTL)
 - Had seven multi-point games including a season-high three points (2-1-3) at TBL on 2/11/10
 - Played his 400th NHL game vs. EDM on 10/31/09
 - Added five points (4-1-5) in 13 playoff games, including a two-goal effect at BUF on 4/17/10
- **2008-09:**
 - Had 12 multi-point games, including a season-high three points (2-1-3) vs. ANA on 2/26/09
 - Had a five-game point streak (3-4-7) from 3/15/09-3/29/09 and had a four-game point streak (1-4-5) from 10/9/08-10/18/09
 - Scored his 100th NHL goal at COL on 10/9/08
 - Tied for the team lead in playoff scoring (5-8-13) with BOS in 11 post-season games
 - Had three multi-point playoff games and had a five-game post-season point streak (5-4-9) from 4/16/09-5/1/09 and a four-game streak from 5/8/09-5/14/09 (0-4-4)
- **2007-08:**
 - Missed 12 games for MTL after missing just two over his first three NHL seasons combined
 - Had three multi-point games, including scoring a season-high three points twice (vs. TBL on 1/3/08 and vs. NYR on 2/19/08)
 - Recorded his 100th NHL assist at BOS on 1/10/08
 - Recorded his 200th NHL point vs. ATL on 2/26/08
- **2006-07:**
 - Led MTL goals with his second straight 30-goal season, the first MTL player with consecutive 30-goal campaigns since Mark Recchi (1996-98) and was the first Montreal player to score 25-or-more goals in each of his first three seasons since Mats Naslund (1982-85)
 - Had 13 multi-point games, including tying his career-high for points in a game with a four point effort (3-1-4) in the second period at TOR on 4/7/07, his second career hat trick
 - Played his 200th NHL game vs. TBL on 12/30/06
 - Led MTL in goals with his first 30-goal season and was the first MTL player hit that plateau since 2002-03
 - Scored the game-winning goals with less than 30 seconds remaining in the third period or overtime in each of the club's first two games, the first time in NHL history a player accomplished that feat
 - Netted his first career hat trick (3-0-3) vs. PHI on 2/5/06
 - Played his 100th NHL game vs. FLA on 11/15/05
 - Recorded his 100th NHL point vs. NYI on 2/28/06
- **2004-05:**
 - Played the lockout season in Sweden in Leksand (Div. 2) with 61 points (34-27-61) in 42 games
- **2003-04:**
 - Led league rookies in goals, assists and points with 63 points (25-38-63) and finished second to current Stars goaltender Andrew Raycroft in the balloting for the Calder Trophy as the league's top rookie
 - Named to the NHL's All-Rookie Team
 - Had 16 multi-point games, including tying his career-high for points in a game with four points (2-2-4) vs. PIT on 1/10/04
 - Had a six-game point streak (4-4-8) from 2/19/04 - 2/28/04
 - Played in the YoungStars Game during the NHL All-Star festivities
- **2002-03:**
 - Played his first full AHL season with Hamilton
 - Led the team in goals (34) while finishing second overall in the team's scoring race with 67 points
 - Had 17 points (11-6-17) in 23 playoff games as Hamilton advanced to the Calder Cup Finals
- **2001-02:**
 - Recorded 27 points (14-13-27) in 20 games with Mississippi (ECHL) and posted 28 points (11-17-28) in 50 games with Quebec (AHL)
- **2000-01:**
 - Began the season in Tallahassee (ECHL) and scored nine points (4-5-9) in five games before going to Quebec (AHL) for the rest of the season, posting 15 points (6-9-15) with 14 PIM in 61 games

CAREER TRANSACTIONS:

- Signed as a free agent on 7/1/11
- Signed as a free agent by Boston on 7/1/08
- Montreal's eighth-round pick (216th overall) in the 1998 NHL Entry Draft

Amateur Highlights

- Played three seasons of junior hockey with Hull Olympiques of the Quebec Major Junior Hockey League with 257 points (128-129-257) with 156 PIM in 201 games
- Named to the QMJHL All-Rookie Team in 1997-98
- Led the Olympiques in scoring in both 1998-99 (44-43-87) and 1999-2000 (50-58-108)
- Played for Team Canada at the 2000 World Junior Tournament, winning a bronze medal with four points (1-3-4) with 6 PIM in seven games

Personal

- Favorite non-hockey team: Toronto Blue Jays
- Finished second in the 2004 Calder Cup Trophy balloting as the NHL's Rookie of the Year to current Stars goaltender Andrew Raycroft
- Lists his favorite home-cooked meal as a Newfoundland dinner (potatoes, dumplings, turkey and gravy)
- Favorite dessert is chocolate mousse cake
- Lists the Super Bowl, the World Series and the Masters as three sporting events he'd would like to attend one day
- Always brings his iPod and computer on the road when he travels
- Hobbies include guitar, golf and Xbox
- Contract status: Through 2012-13 season

Career vs. NHL					
TEAM	GP	G	A	PTS	PIM
Anaheim	7	4	3	7	2
Boston	29	10	9	19	4
Buffalo	47	13	12	25	24
Calgary	7	0	3	3	4
Carolina	27	9	8	17	12
Chicago	7	0	2	2	2
Colorado	6	4	3	7	6
Columbus	5	3	1	4	0
Dallas	5	1	3	4	2
Detroit	7	0	4	4	4
Edmonton	7	2	3	5	4
Florida	26	6	6	12	8
Los Angeles	8	1	1	2	2
Minnesota	7	1	3	4	2
Montreal	18	2	5	7	6
Nashville	5	2	2	4	2
New Jersey	26	6	3	9	12
NY Islanders	28	8	8	16	23
NY Rangers	27	7	6	13	12
Ottawa	46	6	15	23	22
Philadelphia	24	9	8	17	6
Phoenix	7	1	2	3	0
Pittsburgh	28	9	15	24	14
San Jose	5	0	2	2	0
St. Louis	7	3	3	6	0
Tampa Bay	27	9	11	20	10
Toronto	46	13	12	25	24
Vancouver	7	4	3	7	2

Career Stats														
		REGULAR SEASON										PLAYOFFS		
SEASON	CLUB	LEAGUE	GP	G	A	PTS	PIM	GP	G	A	PTS	PIM		
1997-98	Hull Olympiques	QMJHL	69	34	28	62	41	10	4	2	6	4		
1998-99	Hull Olympiques	QMJHL	69	44	43	87	65	23	20	16	36	39		
1999-2000	Hull Olympiques	QMJHL	63	50	58	108	50	15	11	17	28	28		
2000-01	Tallahassee Tiger Sharks	ECHL	5	4	5	9	6	-	-	-	-	-		
-	Quebec Citadelles	AHL	61	6	9	15	14	-	-	-	-	-		
2001-02	Mississippi Sea Wolves	ECHL	20	14	13	27	2	-	-	-	-	-		
-	Quebec Citadelles	AHL	50	11	17	28	9	3	0	1	1	2		
2002-03	Hamilton Bulldogs	AHL	69	34	33	67	43	23	11	6	17	8		
2003-04	Montreal	NHL	81	25	38	63	26	11	1	2	3	4		
2004-05	Leksands	Sweden	42	34	27	61	32	-	-	-	-	-		
2005-06	Montreal	NHL	81	30	25	55	40	6	2	3	5	0		
2006-07	Montreal	NHL	52	30	28	58	60	17	-	-	-	-		
2007-08	Montreal	NHL	70	14	17	31	30	4	0	0	0	2		
2008-09	Boston	NHL	74	27	26	53	26	11	5	8	13	4		
2009-10	Boston	NHL	82	18	15	33	35	13	4	1	5	2		
2010-11	Boston	NHL	79	18	23	41	26	25	8	9	17	8		
-	-	-	-	-	-	-	-	-	-	-	-	-		
NHL TOTALS	-	-	549	162	172	334	343	70	20	23	43	24		



44 Sheldon Souray

Defenseman

HEIGHT	6-4
WEIGHT	233
BIRTHDATE	07/13/76 (Age 34)
BIRTHPLACE	Elk Point, AB
SHOOTS	Left
ACQUIRED	Signed as a free agent on July 1, 2011
DRAFTED	New Jersey's third-round pick (71st overall) at the 1994 NHL Entry Draft

[Player Clips »](#)

About Sheldon

Sheldon Souray (SHEHL-duhn SOO-ray) is entering his 13th NHL season and his first season as a member of the Dallas Stars. During his last full NHL season in 2009-10, Souray posted 53 points (23-30-53) and ranked tied for eighth in scoring (53), tied for second in goals (23) and second in GWG (5) among NHL defensemen. Additionally, Souray has appeared in 34 total NHL playoff games (3-7-10) with 65 PIM.

2009-10 Highlights

GOALS: 1 (4x), MR vs. VAN on 1/20/10
 ASSISTS: 2, at CBJ on 11/16/09
 POINTS: 2 (3x), MR vs. LAK on 12/15/09 (1-1-2)
 PLUS/MINUS: +2, at TBL on 12/9/09
 PIM: 24, at STL on 12/11/09
 SHOTS: 6 (5x), MR vs. NSH on 1/12/10
 GOAL STREAK: 2 games, 11/21-11/23/09 (2-1-3)
 ASSIST STREAK: 3 games, 12/15-12/19/09 (1-3-4)
 POINT STREAK: 3 games (2x), MR 12/15-12/19/09 (1-3-4)

- Souray spent the 2010-11 season with the Hershey Bears of the AHL, registering four goals, 15 assists totaling 19 points in 40 games
- **2009-10:**
- Missed a total of 44 games due to concussion and broken hand
- Led all Oilers defensemen in shots (113)

Career Highlights

MOST GOALS, GAME: 3, vs. NSH on 12/18/03
 MOST ASSISTS, GAME: 5, at PIT on 1/10/04
 MOST POINTS, GAME: 6, at PIT on 1/10/04 (1-5-6)
 MOST PIM, GAME: 27 (2x), MR at PIT on 2/1/07
 MOST SHOTS, GAME: 11 (2x), MR vs. ANA on 12/19/08
 GOAL SCORING STREAK: 3 games (2x), 3/17/09-3/19/09 (3-0-3)
 ASSIST SCORING STREAK: 5 games, 12/7/06-12/19/06 (0-9-9)
 POINT SCORING STREAK: 7 games, 2/14/07-2/26/07 (4-3-7)
 FIRST NHL GAME: at OTT on 10/17/97
 FIRST NHL GOAL: vs. NYR on 12/16/97

FIRST NHL POINT: at NYR on 11/12/97 (0-1-1)

• **2008-09:**

- Tied for first on Oilers in goals (Hemsky), first in PPG (12), tied for first in GWG (5-Penner)
- Ranked first in shots (268)
- Among NHL defensemen: tied for eighth in scoring, tied for second in goals and second in GWG
- Scored two goals and one assist en route to being named the second star by HNIC at the NHL All-Star Game in Montreal 1/25/09, his third All-Star Game appearance
- Scored his 200th career NHL point at CGY on 10/17/08 (assist)
- Scored 150th career NHL assist vs. CGY on 2/21/09
- Played in his 600th career NHL game vs. STL on 3/17/09

• **2007-08:**

- Scored points in 10 of 26 games & was plus or even in 20 of 26 GP
- Missed a total of 55 games with a shoulder injury
- Underwent arthroscopic surgery on 2/8/08 and was out of the lineup for the remainder of the season

• **2006-07:**

- Enjoyed a record-setting season with Montreal, scoring 26-38-64 with 135 PIM in 81 games
- His 26 goals topped all NHL defensemen and they were the most scored in a season by a blueliner since Sergei Gonchar tallied 26 in 2001-02 with Washington
- Third in scoring among NHL blueliners
- Nineteen of his 26 goals came on the power play, establishing an NHL record for most power play goals by a defenseman in one season
- Selected to play at the 2007 NHL All-Star Game in Dallas (2nd All-Star appearance)
- Established Canadiens' team record for most power play points by a defenseman (19-29-48)
- Became fifth defenseman in Montreal history to register at least 20 goals in a season
- Ranked first among NHL defensemen in goals (26), power play goals (19) and power play points (48)

• **2005-06:**

- Tallied three assists in his 400th career NHL game at NYI on 2/28/06
- Played for Team Canada at World Championships

• **2004-05:**

- One of the three finalists for the Bill Masterton Memorial Trophy
- Selected to play in his first NHL All-Star Game 2005

• **2002-03:**

- Missed entire season due to wrist injury

• **2001-02:**

- Missed 44 games with a fractured wrist

• **2000-01:**

- Missed the first 29 games of the season due to a strained wall muscle injury

CAREER TRANSACTIONS:

- Signed as a free agent on 7/1/11
- Signed as a free agent on by EDM on 7/12/07
- Acquired by Montreal from New Jersey in exchange for Vladimir Malakhov on 3/1/00
- New Jersey's third-round selection (71st overall) in the 1994 NHL Entry Draft


Amateur Highlights

Personal

- Contract Status: Through 2011-12

Career vs. NHL					
TEAM	GP	G	A	PTS	PIM
Anaheim	12	1	3	4	17
Boston	40	7	11	18	79
Buffalo	36	4	10	14	45
Calgary	20	3	7	10	49
Carolina	26	2	4	6	27
Chicago	15	2	0	2	5
Colorado	16	4	8	12	10
Columbus	12	1	7	8	4
Dallas	13	1	8	9	15
Detroit	15	2	2	4	15
Edmonton	11	2	3	5	30
Florida	26	0	4	4	33
Los Angeles	13	1	3	4	24
Minnesota	13	1	2	3	22
Montreal	11	1	1	2	11
Nashville	10	5	4	9	4
New Jersey	19	2	1	3	17
NY Islanders	30	2	11	13	41
NY Rangers	33	5	5	10	67
Ottawa	39	6	7	13	54
Philadelphia	32	3	6	9	44
Phoenix	17	5	4	9	27
Pittsburgh	31	9	14	23	95
San Jose	12	0	3	3	14
St. Louis	17	4	0	4	48
Tampa Bay	27	6	10	16	34
Toronto	35	6	7	13	55
Vancouver	20	4	5	9	45
Washington	29	5	12	17	35
Winnipeg	20	2	4	6	54
NHL TOTALS	650	96	166	262	1020

Career Stats														
SEASON	CLUB	LEAGUE	REGULAR SEASON					PLAYOFFS						
			GP	G	A	PTS	PIM	GP	G	A	PTS	PIM		
1992-93	Tri-City	WHL	2	0	0	0	0	-	-	-	-	-	-	-
1993-94	Tri-City	WHL	42	3	6	9	122	-	-	-	-	-	-	-
1994-95	Tri-City	WHL	40	2	24	26	140	-	-	-	-	-	-	-
-	Prince George	WHL	11	2	3	5	23	-	-	-	-	-	-	-
-	Albany	AHL	7	0	2	2	8	-	-	-	-	-	-	-
1995-96	Prince George	WHL	32	9	18	27	91	-	-	-	-	-	-	-
-	Kelowna	WHL	27	7	20	27	94	6	0	5	5	2	-	-
-	Albany	AHL	6	0	2	2	12	4	0	1	1	4	-	-
1996-97	Albany	AHL	70	2	11	13	160	16	2	3	5	47	-	-
1997-98	New Jersey	NHL	60	3	7	10	85	3	0	1	1	2	-	-
-	Albany	AHL	6	0	0	0	8	-	-	-	-	-	-	-
1998-99	New Jersey	NHL	70	1	7	8	110	2	0	1	1	0	-	-
1999-00	New Jersey	NHL	52	0	8	8	70	-	-	-	-	-	-	-
1999-00	Montreal	NHL	19	3	0	3	44	-	-	-	-	-	-	-
2000-01	Montreal	NHL	52	3	8	11	95	-	-	-	-	-	-	-
2001-02	Montreal	NHL	34	3	5	8	62	12	0	1	1	16	-	-
2003-04	Montreal	NHL	63	15	20	35	104	11	0	2	2	39	-	-
2004-05	Farjestads	Sweden	39	9	8	17	117	15	1	6	7	77	-	-
2005-06	Montreal	NHL	75	12	27	39	116	6	3	2	5	8	-	-
2006-07	Montreal	NHL	81	26	38	64	135	-	-	-	-	-	-	-
2007-08	Edmonton	NHL	26	3	7	10	36	-	-	-	-	-	-	-
2008-09	Edmonton	NHL	81	23	30	53	98	-	-	-	-	-	-	-
2009-10	Edmonton	NHL	37	4	9	13	65	-	-	-	-	-	-	-
2010-11	Hershey	AHL	40	4	15	19	85	6	1	1	2	16	-	-
NHL TOTALS	-	-	650	96	166	262	1020	34	3	7	10	65	-	-



23 Tom Wandell

Center

HEIGHT	6-1
WEIGHT	195
BIRTHDATE	1 / 29 / 1987 (Age 24)
BIRTHPLACE	Sodertalje, Sweden
SHOOTS	Left
ACQUIRED	Dallas' fifth-round selection (146th overall) in the 2005 NHL Entry Draft

[Player Clips »](#)

About Tom

Tom Wandell (TAWM VAHN-dehl) is entering his third NHL season, all as a member of the Stars. During the 2010-11 season, Wandell skated in a career-high 75 games for the Stars and recorded a career-high seven goals. Since the 2008-09 season, Dallas is 11-0-1 when he records a goal.

2010-11 Highlights

GOALS: 2 at FLA on 10/21/10 (2-0-2)
ASSISTS: 1 (2x), MR at ANA on 4/3/11 (0-1-1)
POINTS: 2 at FLA on 10/21/10 (2-0-2)
PLUS/MINUS: +2 at FLA on 10/21/10 (2-0-2)
PIM: 2 (7x), MR at ANA on 4/3/11
SHOTS: 5 at CGY on 3/9/11
GOAL STREAK: 2 games, 2/26/11 - 3/1/11 (2-0-2)
ASSISTS STREAK: None
POINT STREAK: 2 games, 2/26/11 - 3/1/11 (2-0-2)

- Skated in career-high 75 games for Dallas
- Set new career-high in goals (7)
- Scored first career multi-goal game on at FLA on 10/21/10
- Four of seven goals came when club was down by one goal or tied
- All points came at even strength (7-2-9)
- Tied career-high for shots in a game (5) on vs. CGY on 3/9/11
- Recorded only multi-point game on at FLA on 10/21/10 (2-0-2)
- Played in 100th career NHL game vs. VAN on 12/31/10

Career Highlights

MOST GOALS, GAME: 2 at FLA on 10/21/10 (2-0-2)
MOST ASSISTS, GAME: 2 vs. FLA on 10/30/09
MOST POINTS, GAME: 2 (3x), MR at FLA on 10/21/09
MOST PIM, GAME: 4 vs. CHI on 10/17/09
MOST SHOTS, GAME: 5 (2x), MR at CGY on 3/9/11
GOAL SCORING STREAK: 2 games, 2/26/11 - 3/1/11 (2-0-2)
ASSIST SCORING STREAK: 2 games (2x), MR 11/25/09 - 11/27/09

POINT SCORING STREAK: 3 games (2x), MR 1/16/10 - 1/21/10
 FIRST NHL GAME: vs. NSH on 10/3/09
 FIRST NHL GOAL: at CGY on 10/9/09
 FIRST NHL POINT: at CGY on 10/9/09

- 2009-10:
- Played in 50 games last season collecting 15 points (5-10-15)
- Suffered season ending injury (ACL tear) at VAN on 1/21/10
- Ranked first among rookies in overtime goals (1), tied for third in game-winning goals (3) and fourth in takeaways (31) at the time of his injury
- Three of his five goals were game-winners, including one in overtime
- Had points in a career-high three-straight games (1-2-3) from 1/16/10 - 1/21/10
- Led all Dallas forwards in short-handed ice-time prior to his injury
- Collected five points (2-3-5) in five games from 11/21/09 - 11/28/09
- Scored the first overtime goal of his career and third game-winning goal vs. TBL on 11/28/09
- Dallas was 5-0-0 when he scored a goal
- 2008-09:
- Made his NHL debut during the 2008-09 season, appearing in 14 games for Dallas (1-2-3)
- Also played 51 games for Timra IK of the Swedish Elite League and ranked second on the club in points with 41 (15-26-41). Ranked first on the team in assists and second in points (41)
- 2007-08:
- In 53 games with Iowa (AHL), notched 19 points (10-9-19) and 16 PIM

CAREER TRANSACTIONS:

- Dallas' fifth-round selection (146th overall) in the 2005 NHL Entry Draft

International Highlights


- Skated for Team Sweden at the 2004 World Under-18 Championships and the 2006 Four Nations Cup

Personal

- Favorite music: House DJ music and Hip-hop music
- Favorite TV Show: How I Met your Mother
- Spends his offseason in Stockholm, Sweden

Career vs. NHL					
TEAM	GP	G	A	PTS	PIM
Anaheim	11	0	2	2	6
Boston	1	0	0	0	0
Buffalo	1	0	0	0	0
Calgary	7	1	0	1	0
Carolina	4	0	0	0	2
Chicago	6	0	0	0	6
Colorado	6	1	0	1	2
Columbus	7	0	1	1	2
Dallas	-	-	-	-	-
Detroit	9	1	1	2	0
Edmonton	5	0	0	0	2
Florida	3	2	2	4	2
Los Angeles	11	0	0	0	0
Minnesota	7	2	0	2	0
Montreal	2	0	0	0	0
Nashville	7	1	1	2	2
New Jersey	4	1	1	2	0
NY Islanders	2	0	0	0	0

IN THE SYSTEM



31 Richard Bachman

Goaltender

HEIGHT 5-10
WEIGHT 178
BIRTHDATE 7/25/1987 (Age 24)
BIRTHPLACE Salt Lake City, UT
CATCHES Left
LAST SEASON Texas Stars (AHL)
THIS SEASON Texas Stars (AHL)

ACQUIRED Dallas' fourth-round selection (120th overall) in the 2006 NHL Entry Draft

[Player Clips »](#)

Career Highlights


- Appeared in a career-high 55 games with Texas (AHL) during the 2010-11 season, posting a 28-19-5 record with a .927 SV% and 2.20 GAA, recorded 3191 minutes in net and notched six shutouts
- In his two seasons at the AHL level, has appeared in 63 total games with a 32-23-5 overall record.
- Named to ECHL All-Rookie Team in 2009-10
- Runner-up in 2009-10 for the ECHL Goaltender of the Year award with the Idaho Steelheads
- Posted a 22-7-4 record with Idaho in 2009-10, posting a 2.28 GAA and .910 SV% with four shutouts
- Played two seasons at Colorado College, with a 25-9-1 record in his freshman year (2007-08) setting school record with his 1.85 GAA and .931 SV%
- During his freshman season at Colorado College, named national WCHA Rookie of the Year by the Hockey Commissioner's Association and became just the second player to ever be named WCHA Player of the Year as well as WCHA Rookie of the Year in the same season

Career Stats

SEASON	CLUB	LEAGUE	GP	W	L	O	MIN	GA	SO	GAA	SV%
2006-07	Chicago	USHL	7	2	5	0	359	29	0	4.85	-
-	Cedar Rapids	USHL	26	14	10	2	1565	78	4	2.99	-
2007-08	Colorado College	WCHA	35	25	9	1	2103	65	4	1.85	-
2008-09	Colorado College	WCHA	35	14	11	10	2073	91	3	2.63	-
2009-10	Idaho	ECHL	35	22	7	4	2028	77	4	2.28	-
-	Texas	AHL	8	4	4	0	446	16	1	2.15	-
2010-11	Texas	AHL	55	28	19	5	3191	117	6	2.20	.927
-	-	-	-	-	-	-	-	-	-	-	-
PLAYOFFS	-	-	-	-	-	-	-	-	-	-	-
2006-07	Cedar Rapids	USHL	6	4	1	0	329	7	2	1.28	-
2010-11	Texas	AHL	2	4	0	0	394	15	0	2.29	.917

American Airlines





58 Jordie Benn

Defenseman

HEIGHT 6-0
WEIGHT 180
BIRTHDATE 7/26/1987 (Age 24)
BIRTHPLACE Victoria, BC
SHOOTS Left
LAST SEASON Texas Stars (AHL)
THIS SEASON Texas Stars (AHL)

ACQUIRED Signed a one-year contract with Dallas on 7/1/2011

[Player Clips »](#)

Career Highlights

- Older brother of Dallas Stars player Jamie Benn
- Last season played in 60 games for Texas of the AHL, posting two goals and 10 assists, totaling 12 points with 39 penalty minutes
- Also appeared in one playoff game with Texas last season,

Career Stats

Season	Club	League	REGULAR SEASON					PLAYOFFS				
			GP	G	A	PTS	PIM	GP	G	A	PTS	PIM
2004-05	Victoria	BCHL	4	0	1	1	6	1	0	0	0	2
2005-06	Victoria	BCHL	55	5	20	25	61	16	1	5	6	6
2006-07	Victoria	BCHL	53	4	37	41	62	11	1	7	8	22
2007-08	Victoria	BCHL	60	15	32	47	78	11	2	8	10	8
2008-09	Victoria	ECHL	55	1	11	12	26	3	0	0	0	0
2009-10	Allen	CHL	45	9	9	18	55	20	2	9	11	12
2010-11	Texas	AHL	60	2	10	12	39	1	0	0	0	0

American Airlines®





34 Tyler Beskorowany

Goaltender

HEIGHT 6-5
WEIGHT 204
BIRTHDATE 4/28/1990 (Age 21)
BIRTHPLACE Sudbury, ON
CATCHES Left
LAST SEASON Texas Stars (AHL)
THIS SEASON Texas Stars (AHL)

DRAFTED

Dallas' second-round selection (59th overall) in the 2008 NHL Entry Draft

[Player Clips »](#)

Career Highlights

- Played in 18 games with Texas Stars last season, posting a 2.58 goals against average and a .921 save percentage
- Appeared in one playoff game with Texas in 2010-11, allowing one goal on eight shots
- Earned a shutout in his professional playing debut with Idaho on 10/15/10 vs. Victoria, stopping all 24 shots against (5-0 win)
- Spent majority of 2010-11 with Idaho Steelheads posting a 10-5-4 record, and a .928 save percentage in 20 games played

Career Stats

SEASON	REGULAR CLUB	LEAGUE	GP	W	L	T	MIN	GA	SO	GAA	SV%
2007-08	Owen Sound	OHL	35	12	19	3	2,021	136	0	4.04	.900
2008-09	Owen Sound	OHL	37	11	12	10	2,160	131	1	3.64	.902
2009-10	Kingston	OHL	62	29	25	4	3,461	203	1	3.52	.903
2010-11	Idaho	ECHL	20	10	5	4	1,149	45	1	2.35	.928
-	Texas	AHL	18	7	8	1	978	42	1	2.58	.921

American Airlines®





1 Jack Campbell

Goaltender

HEIGHT 6-2
WEIGHT 182
BIRTHDATE 1/9/1992 (Age 19)
BIRTHPLACE Port Huron, MI
CATCHES Left
LAST SEASON Windsor Spitfires (OHL)
THIS SEASON Windsor Spitfires (OHL)

ACQUIRED Dallas' first-round selection (11th overall) in the 2010 NHL Entry Draft

[Player Clips »](#)

Career Highlights

- Campbell won a gold medal with Team USA at the 2010 World Junior Championships. He entered the championship game against Canada in the second period with a 3-0 deficit; he stopped 32 out of 34 shots to help the U.S. win in overtime
- He also helped lead the U.S. to back-to-back gold medals at the 2009 and 2010 Under-18 World Championships. Led the 2010 tournament with a .965 save-percentage and 0.83 goals against average, posting three shutouts and was selected as the Top Goaltender
- Last season with the Windsor, Campbell appeared in 45 games (2,445 minutes) allowing 155 goals with a 3.80 goals against average and a .884 save percentage

Career Stats

SEASON	CLUB	LEAGUE	GP	W	L	T	MIN	GA	SO	GAA	SV%
2008-09	U.S. Natl U-18	NAHL	21	14	6	1	1,262	53	1	2.52	.906
-	U.S. Natl U-18	Ind	7	7	0	0	421	12	2	1.71	.940
2009-10	U.S. Natl Dev.	USHL	11	6	3	1	569	21	1	2.21	.917
2010-11	Windsor	OHL	45	24	14	4	2,447	155	0	3.80	.884

American Airlines®





24 Jace Coyle

Defenseman

HEIGHT 5-11
WEIGHT 180
BIRTHDATE 5/24/1990 (Age 21)
BIRTHPLACE Cranbrook, BC
SHOOTS Right
LAST SEASON Medicine Hat Tigers (WHL)
THIS SEASON Medicine Hat Tigers (WHL)

ACQUIRED

Signed as free agent on 7/1/2010

[Player Clips »](#)

Career Highlights

- In 2010-11 season appeared in 49 games with Medicine Hat in the WHL and posted six goals and 22 assists, totaling 28 points and 42 penalty minutes
- In the 2009-10 season with Medicine Hat he ranked second on the club in points by a defenseman with 46 (10 goals, 36 assists) and acquired 64 penalty minutes while ending the season with a +14 rating

Career Stats

Season	Club	League	REGULAR SEASON					PLAYOFFS				
			GP	G	A	PTS	PIM	GP	G	A	PTS	PIM
2006-07	Salmon Arm	BCHL	3	0	0	0	6	-	-	-	-	-
2007-08	Spokane	WHL	52	1	8	9	23	-	-	-	-	-
2008-09	Medicine Hat	WHL	72	8	16	24	74	11	1	2	3	6
2009-10	Medicine Hat	WHL	68	10	36	46	64	12	3	1	4	14
2010-11	Medicine Hat	WHL	49	6	22	28	42	15	3	12	15	12

American Airlines®





4 Brenden Dillon

Defenseman

HEIGHT	6-2	ACQUIRED	Signed to three-year entry level contract on 3/3/2011
WEIGHT	198		
BIRTHDATE	11/13/1990 (Age 21)		
BIRTHPLACE	Surrey, B.C.		
SHOOTS	Left		
LAST SEASON	Texas Stars (AHL)		
THIS SEASON	Texas Stars (AHL)		

[Player Clips »](#)

Career Highlights

- Spent the last four seasons with Seattle in the WHL appearing in 280 games and posting 11 goals and 83 assists, totaling 94 points and acquiring 362 penalty minutes
- Last season appeared in 72 games for Seattle posting eight goals and 51 assists, totalling 59 points and acquiring 139 penalty minutes
- Played in three regular season games with Texas and acquired six penalty minutes
- Appeared in six playoff games with Texas last season posting two assists and seven penalty minutes

Career Stats

Season	Club	League	REGULAR SEASON					PLAYOFFS				
			GP	G	A	PTS	PIM	GP	G	A	PTS	PIM
2007-08	Seattle	WHL	71	1	10	11	54	12	0	2	2	21
2008-09	Seattle	WHL	70	0	10	10	68	5	0	1	1	6
2009-10	Seattle	WHL	67	2	12	14	101	-	-	-	-	-
2010-11	Texas	AHL	3	0	0	0	6	6	0	2	2	7
-	Seattle	WHL	72	8	51	59	139	-	-	-	-	-





5 Maxime Fortunus

Defenseman

HEIGHT	5-10	ACQUIRED	Signed as free agent on 7/3/2008
WEIGHT	202		
BIRTHDATE	7/28/1983 (Age 28)		
BIRTHPLACE	La Prairie, QUE		
SHOOTS	Right		
LAST SEASON	Texas Stars (AHL)		
THIS SEASON	Texas Stars (AHL)		


[Player Clips »](#)

Career Highlights

- Last season with Texas in the AHL he appeared in 73 games posting 5 goals and 29 assists, totaling 34 points and acquiring 20 penalty minutes
- Also appeared in 6 post season games in the 2010-11 season posting 1 assist and acquiring 2 penalty minutes
- Made his NHL debut in 09-10 Season, posting 4 penalty minutes in 8 games
- From 1999-2004 with Baie-Comeau in the QMJHL appeared in 285 games and posted 40 goals, 108 assists totaling 148 points and acquiring 227 penalty minutes

Career Stats

Season	Club	League	GP	G	A	PTS	PIM	GP	G	A	PTS	PIM
1999-00	Baie-Comeau	QMJHL	68	6	15	21	36	6	0	0	0	2
2000-01	Baie-Comeau	QMJHL	71	10	31	41	106	11	2	4	6	6
2001-02	Baie-Comeau	QMJHL	72	11	30	41	76	5	0	1	1	2
2002-03	Baie-Comeau	QMJHL	69	12	32	44	44	12	2	4	6	6
-	Louisiana	ECHL	64	3	15	18	27	4	1	1	2	0
2003-04	Houston	AHL	12	0	2	2	2	1	0	0	0	0
-	Louisiana	ECHL	59	8	16	24	26	-	-	-	-	-
-	Baie-Comeau	QMJHL	5	1	0	1	15	-	-	-	-	-
2004-05	Houston	AHL	13	0	0	0	4	-	-	-	-	-
2005-06	Manitoba	AHL	76	3	10	13	36	13	0	0	0	10
2006-07	Manitoba	AHL	72	2	18	20	64	13	1	4	5	10
2007-08	Manitoba	AHL	65	8	13	21	28	6	0	1	1	4
2008-09	Manitoba	AHL	58	7	12	19	18	22	3	7	10	2
2009-10	Dallas	NHL	8	0	0	0	4	-	-	-	-	-
-	Texas	AHL	72	11	12	23	28	24	2	7	9	14
2010-11	Texas	AHL	73	5	29	34	20	6	0	1	1	2
-	-	-	-	-	-	-	-	-	-	-	-	-
NHL TOTALS	-	-	8	0	0	0	4	-	-	-	-	-



25 Matt Fraser

Forward

HEIGHT 6-2
WEIGHT 218
BIRTHDATE 5/20/1990 (Age 21)
BIRTHPLACE Red Deer, AB
SHOOTS Left
LAST SEASON Kootenay Ice (WHL)
THIS SEASON Kootenay Ice (WHL)

ACQUIRED Signed to three-year entry level contract on 11/17/2010

[Player Clips »](#)

Career Highlights


- WON THE WHL CHAMPIONSHIP
- In 2011 WHL Playoffs appeared in 19 games posting 17 goals and 10 assists, totaling 27 points and 18 penalty minutes
- Spent last season with Kootenay (WHL) appearing in 66 games and posted 36 goals and 38 assists, totaling 74 points and 115 penalty minutes

Career Stats

Season	Club	League	REGULAR SEASON					PLAYOFFS				
			GP	G	A	PTS	PIM	GP	G	A	PTS	PIM
2005-06	Red Deer College	ACAC	13	1	2	3	10	-	-	-	-	-
2006-07	Red Deer	WHL	3	0	0	0	2	1	0	0	0	0
2007-08	Kootenay	WHL	63	9	11	20	48	8	1	1	2	0
-	Red Deer	WHL	5	0	0	0	2	-	-	-	-	-
2008-09	Kootenay	WHL	63	10	14	24	123	4	0	2	2	12
2009-10	Kootenay	WHL	65	32	24	56	117	6	1	1	2	12
-	Peoria	AHL	2	0	0	0	0	-	-	-	-	-
2010-11	Kootenay	WHL	66	36	38	74	115	19	17	10	27	18

American Airlines®





40 Ryan Garbutt

Forward - Center

HEIGHT 6-01
WEIGHT 185
BIRTHDATE 8/12/1985 (Age 26)
BIRTHPLACE Winnipeg, MB
SHOOTS Left
LAST SEASON Chicago Wolves (AHL)
THIS SEASON Texas Stars (NHL)

ACQUIRED Signed as a free agent on 9/18/09


[Player Clips »](#)

Career Highlights

- Named the MJHL MVP in 2005, playing in 63 games and leading the South Blues with 47 goals (including 20 power-play goals) 34 assists, totaling 81 points and acquiring 303 penalty minutes
- Recipient of the Ed Belfour High Performance Award for the 2 straight years (2004 & 2005) earning team MVP and First Team All-Star honors with the Blues of the MJHL
- Last season appeared in 65 games with the Chicago Wolves, posting 19 goals and 18 assists, totaling 37 goals and 118 penalty minutes
- During the 2007-08 season, played for Brown University scoring 12 goals and eight power-play goals

Career Stats

Season	Club	League	REGULAR SEASON					PLAYOFFS				
			GP	G	A	PTS	PIM	GP	G	A	PTS	PIM
2003-04	Winnipeg	MJHL	60	23	25	48	143	-	-	-	-	-
2004-05	Winnipeg	MJHL	63	47	34	81	303	-	-	-	-	-
2005-06	Brown University	NCAA	28	2	4	6	61	-	-	-	-	-
2006-07	Brown University	NCAA	29	9	4	13	30	-	-	-	-	-
2007-08	Brown University	NCAA	29	12	11	23	56	-	-	-	-	-
2008-09	Brown University	NCAA	30	6	10	16	56	-	-	-	-	-
2009-10	Corpus Christi	CHL	64	22	28	50	204	1	0	0	0	2
2010-11	Chicago	AHL	65	19	18	37	118	-	-	-	-	-
-	Gwinnett	ECHL	10	10	7	17	24	-	-	-	-	-



52 Luke Gazdic

Forward

HEIGHT 6-3
WEIGHT 228
BIRTHDATE 7/25/1989 (Age 22)
BIRTHPLACE Toronto, ON
SHOOTS Left
LAST SEASON Texas Stars (AHL)
THIS SEASON Texas Stars (AHL)

DRAFTED

Dallas' sixth-round selection (172nd overall) in the 2007 NHL Entry Draft

[Player Clips »](#)

Career Highlights


- Was a member of the 2009-10 Texas Stars, who earned a berth in the Calder Cup Finals (lost to Hershey Bears in six games)
- Honored with Erie's Steven Nimigon Humanitarian Award in the 2006-07 season and the 2007-08 season
- Appeared in 72 games last season for the Texas Stars, posting eight goals and eight assists, totaling 17 points and 110 penalty minutes
- In the 2009-2010 season with Texas he led the club in penalty minutes with 155 after appearing in 29 games and posting 3 goals and 1 assist, totaling 4 points

Career Stats

Season	Club	League	REGULAR SEASON					PLAYOFFS				
			GP	G	A	PTS	PIM	GP	G	A	PTS	PIM
2004-05	North York Rangers	OPJHL	1	0	0	0	0	-	-	-	-	-
2005-06	Wexford Raiders	OPJHL	47	17	16	33	105	-	-	-	-	-
2006-07	Erie Otters	OHL	58	5	8	13	136	-	-	-	-	-
2007-08	Erie Otters	OHL	67	17	12	29	144	-	-	-	-	-
2008-09	Idaho Steelheads	ECHL	2	1	0	1	14	2	0	0	0	0
-	Erie Otters	OHL	63	20	10	30	127	5	0	0	0	9
2009-10	Idaho Steelheads	ECHL	4	1	1	2	10	-	-	-	-	-
-	Texas Stars	AHL	49	3	1	4	155	-	-	-	-	-
2010-11	Texas Stars	AHL	72	9	8	17	110	5	0	0	0	2

American Airlines®





15 Scott Glennie

Forward

HEIGHT 6-1
WEIGHT 180
BIRTHDATE 2/22/1991 (Age 20)
BIRTHPLACE Winnipeg, MAN
SHOOTS Right
LAST SEASON Texas Stars (AHL)
THIS SEASON Texas Stars (AHL)

ACQUIRED

Dallas' first-round selection (8th overall) in the 2009 NHL Entry Draft

[Player Clips »](#)

Career Highlights

- Appeared in four regular season games with the Texas Stars last season and recorded two penalty minutes
- Also appeared in six playoff games with the Texas Stars last season and recorded one goal and two penalty minutes
- Last season played with Brandon in 70 games recording 35 goals, 56 assists totaling 91 points and acquiring 58 penalty minutes in the regular season
- In the playoffs with Brandon he appeared in 6 games recording 3 goals, 7 assists totaling 10 points and acquiring 6 penalty minutes
- In the 2009-10 season with Brandon he skated in 66 games, ranking second on the club with assists (57), third in points (89) and fourth in goals (32) acquiring 50 penalty minutes and a +36 rating
- Recorded four assists in five games at the 2010 Mastercard Memorial Cup where Brandon lost in the Championship game to Windsor
- In 2007-08 he appeared in 61 games with Brandon collecting 26 goals and 32 assists for 58 points

Career Stats

Season	Club	League	REGULAR SEASON					PLAYOFFS				
			GP	G	A	PTS	PIM	GP	G	A	PTS	PIM
2007-08	Brandon	WHL	61	26	32	58	50	6	1	0	1	7
2008-09	Brandon	WHL	55	28	42	70	25	12	3	15	18	11
2009-10	Brandon	WHL	66	32	57	89	50	15	3	7	10	14
2010-11	Texas	AHL	4	0	0	0	2	6	1	0	1	2
-	Brandon	WHL	70	35	56	91	58	6	3	7	10	6

American Airlines®





60 Tristan King

Forward

HEIGHT 6-0 **ACQUIRED** Signed as a free agent on 9/18/2009
WEIGHT 183
BIRTHDATE 11/9/1990 (Age 21)
BIRTHPLACE Elk River, MN
SHOOTS Right
LAST SEASON Texas Stars (AHL)
THIS SEASON Texas Stars (AHL)

[Player Clips »](#)

Career Highlights

- Appeared in 11 games with Texas of the AHL last season, posting two goals and two assists, totaling 4 points
- Also played in 24 contests for the Idaho Steelheads last season, posting three goals and 10 assists, totaling 13 points

Career Stats

Season	Club	League	REGULAR SEASON					PLAYOFFS				
			GP	G	A	PTS	PIM	GP	G	A	PTS	PIM
2006-07	Portland	WHL	64	6	9	15	26	-	-	-	-	-
2007-08	Portland	WHL	69	9	16	25	39	-	-	-	-	-
2008-09	Medicine Hat	WHL	47	14	22	36	33	9	2	0	0	0
2009-10	Medicine Hat	WHL	70	21	44	65	65	12	3	3	6	12
2010-11	Texas	AHL	11	2	2	4	6	-	-	-	-	-
-	Idaho	ECHL	24	3	10	13	13	6	2	1	3	0

American Airlines®





62 John Klingberg

Defenseman

HEIGHT 6-0
WEIGHT 172
BIRTHDATE 8/14/1992 (Age 19)
BIRTHPLACE Victoriaville, QC
SHOOTS Right
LAST SEASON Boras HC (SEL)
THIS SEASON Boras HC (SEL)

DRAFTED

Dallas' fifth-round selection (131st overall) in the 2010 NHL Entry Draft

[Player Clips »](#)


Career Highlights

- Appeared in 26 games with Vastra of the SEL last season, posting 5 assists and acquiring 10 penalty minutes

Career Stats

Season	Club	League	REGULAR SEASON					PLAYOFFS				
			GP	G	A	PTS	PIM	GP	G	A	PTS	PIM
2010-11	Boras	Swe-1	7	1	0	1	2	-	-	-	-	-
-	Frolunda	SEL	26	0	5	5	10	-	-	-	-	-





54 Hubert Labrie

Defenseman

HEIGHT 5-11
WEIGHT 190
BIRTHDATE 7/12/1991 (Age 21)
BIRTHPLACE Victoriaville, QC
SHOOTS Left
LAST SEASON Gatineau (QMJHL)
THIS SEASON Gatineau (QMJHL)

ACQUIRED Signed as a free agent on 9/18/09

[Player Clips »](#)

Career Highlights

- Last season played in nine games for the Gatineau Olympiques, recording three goals and four assists, totaling 7 points
- Also appeared in 24 playoff games last season with Gatineau posting four goals and eight assists, totaling 12 points
- His rookie season for Gatineau in 2007-08 he appeared in 61 games posting

Career Stats

Season	Club	League	REGULAR SEASON					PLAYOFFS				
			GP	G	A	PTS	PIM	GP	G	A	PTS	PIM
2007-08	Gatineau	QMJHL	61	2	15	17	79	19	1	3	4	26
2008-09	Gatineau	QMJHL	55	1	3	4	82	5	0	0	0	14
2009-10	Gatineau	QMJHL	67	4	16	20	99	11	3	4	7	20
2010-11	Gatineau	QMJHL	9	3	4	7	8	24	4	8	12	30

American Airlines®





36 Philip Larsen

Defenseman

HEIGHT 6-01
WEIGHT 183
BIRTHDATE 12/7/1989 (Age 21)
BIRTHPLACE Esbjerg, Denmark
SHOOTS Right
LAST SEASON Dallas Stars (NHL)
THIS SEASON Dallas Stars (NHL)

ACQUIRED Dallas' fifth-round selection (149th overall) in the 2008 NHL Entry Draft

[Player Clips »](#)

Career Highlights

- Appeared in six games with Dallas last season posting 2 assists
- Last season appeared in 54 games with Texas of the AHL posting four goals and 17 assists, totaling 21 points and 12 penalty minutes
- Also appeared in six playoff games with Texas last season, posting two goals and three assists, totaling five points and four penalty minutes
- In 2009-10 season while playing with Vastra Frolunda HC of the Swedish Elite League, led defensemen in plus/minus (+7) and was third in defensive scoring.

Career Stats

Season	Club	League	REGULAR SEASON					PLAYOFFS				
			GP	G	A	PTS	PIM	GP	G	A	PTS	PIM
2006-07	Frolunda	SEL	5	0	0	0	0	-	-	-	-	-
2007-08	Frolunda	SEL	16	0	0	0	2	-	-	-	-	-
-	Boras	Swe-1	24	5	5	10	32	-	-	-	-	-
2008-09	Frolunda	SEL	52	2	15	17	18	11	2	1	3	4
2009-10	Dallas	NHL	2	0	1	1	0	-	-	-	-	-
-	Frolunda	SEL	42	1	9	10	20	7	0	0	0	4
2010-11	Dallas	NHL	6	0	2	2	0	-	-	-	-	-
-	Texas	AHL	54	4	17	21	12	6	2	3	5	4
-	-	-	-	-	-	-	-	-	-	-	-	-
NHL TOTALS	-	-	8	0	3	3	0	-	-	-	-	-

American Airlines®





37 Brad Lukowich

Defenseman

HEIGHT	6-1	DRAFTED	New York Islanders' fourth-round selection (90th overall) in the 1994 NHL Entry Draft
WEIGHT	200	ACQUIRED	Signed as a free agent on 7/16/2010
BIRTHDATE	8/12/1976 (Age 35)		
BIRTHPLACE	Cranbrook, BC		
SHOOTS	Left		
LAST SEASON	Dallas Stars (NHL)		
THIS SEASON	Texas Stars (AHL)		

[Player Clips »](#)


Career Highlights

- Won the Stanley Cup in 2004 as a member of the Tampa Bay Lightning, and was on Dallas' roster during their 1999 run to the Cup
- Has played in 658 career NHL games over 13 seasons, posting 23 goals and 90 assists, totaling 113 points and 369 penalty minutes
- Played for Dallas from 1997-2002 and again for five games during the 2010-11 season
- Appeared in 67 games last season with Texas of the AHL, posting four goals and 23 assists, totaling 27 points and 59 penalty minutes.
- Appeared in six post-season contests with Texas last season posting one goal and two PIM

Career Stats

Season	Club	League	REGULAR SEASON					PLAYOFFS				
			GP	G	A	PTS	PIM	GP	G	A	PTS	PIM
1992-93	Kamloops	WHL	1	0	0	0	0	-	-	-	-	-
1993-94	Kamloops	WHL	42	5	11	16	168	16	0	1	1	35
1994-95	Kamloops	WHL	63	10	35	45	125	18	0	7	7	21
1995-96	Kamloops	WHL	65	14	55	69	114	13	2	10	12	29
1996-97	Michigan	IHL	69	2	6	8	77	4	0	1	1	2
1997-98	Dallas	NHL	4	0	1	1	2	-	-	-	-	-
-	Michigan	IHL	60	6	27	33	104	4	0	4	4	14
1998-99	Dallas	NHL	14	1	2	3	19	8	0	1	1	4
-	Michigan	IHL	67	8	21	29	95	-	-	-	-	-
1999-00	Dallas	NHL	60	3	1	4	50	-	-	-	-	-
2000-01	Dallas	NHL	80	4	10	14	76	10	1	0	1	4
2001-02	Dallas	NHL	66	1	6	7	40	-	-	-	-	-
2002-03	Tampa Bay	NHL	70	1	14	15	46	9	0	1	1	2
2003-04	Tampa Bay	NHL	79	5	14	19	24	18	0	2	2	6
2004-05	Fort Worth	CHL	16	3	5	8	33	-	-	-	-	-
2005-06	New Jersey	NHL	18	1	7	8	8	9	0	0	0	4
-	NY Islanders	NHL	57	1	12	13	32	-	-	-	-	-
2006-07	New Jersey	NHL	75	4	8	12	36	11	0	1	1	2
2007-08	Tampa Bay	NHL	59	1	6	7	20	-	-	-	-	-
2008-09	San Jose	NHL	58	0	8	8	12	6	0	0	0	0
2009-10	Vancouver	NHL	13	1	1	2	4	-	-	-	-	-
-	Texas	AHL	29	3	15	18	10	-	-	-	-	-
2010-11	Texas	AHL	67	4	23	27	59	6	1	0	1	2
-	Dallas	NHL	5	0	0	0	0	-	-	-	-	-
-	-	-	-	-	-	-	-	-	-	-	-	-
Dallas Stars Totals	-	-	229	9	20	29	187	18	1	1	2	8
NHL Totals	-	-	658	23	90	113	369	71	1	5	6	22





51 Michael Neal

Forward

HEIGHT 6-03
WEIGHT 205
BIRTHDATE 4/3/1989 (Age 22)
BIRTHPLACE Whitby, ON
SHOOTS Left
LAST SEASON Texas Stars (AHL)
THIS SEASON Texas Stars (AHL)

ACQUIRED

Dallas' fifth-round selection (149th overall) in the 2007 NHL Entry Draft

[Player Clips »](#)

Career Highlights

- Is the brother of current Pittsburgh Penguins forward/former Dallas Star, James Neal
- Belleville of the OHL competed in the 2008 Memorial Cup
- Last season played in 3 games for Texas of the AHL and posted 3 goals and 12 penalty minutes
- Also played in 46 games for the Idaho Steelheads, posting six goals and nine assists, totaling 15 points and 10 penalty minutes
- Appeared in eight playoff games for Idaho last season acquiring four penalty minutes

Career Stats

Season	Club	League	REGULAR SEASON					PLAYOFFS				
			GP	G	A	PTS	PIM	GP	G	A	PTS	PIM
2005-06	Belleville	OHL	46	1	3	4	6	-	-	-	-	-
2006-07	Belleville	OHL	52	4	4	8	25	15	0	1	1	6
2007-08	Belleville	OHL	-	-	-	-	-	7	0	0	0	0
2008-09	Sarnia	OHL	63	9	12	21	48	5	0	1	1	4
-	Belleville	OHL	3	0	0	0	0	-	-	-	-	-
2009-10	Texas	AHL	6	0	0	0	2	-	-	-	-	-
-	Idaho	ECHL	57	5	10	15	33	5	0	1	1	0
2010-11	Texas	AHL	16	3	0	3	12	-	-	-	-	-
-	Idaho	ECHL	46	6	9	15	10	8	0	0	0	4

American Airlines®





65 Patrik Nemeth

Defenseman

HEIGHT 6-3
WEIGHT 212
BIRTHDATE 2/8/1992 (Age 19)
BIRTHPLACE Victoriaville, QC
SHOOTS Left
LAST SEASON AIK (SEL)
THIS SEASON AIK (SEL)

ACQUIRED

Dallas' second-round selection (41st overall) in the 2010 NHL Entry Draft

[Player Clips »](#)

Career Highlights

- Played in 38 games for AIK of the SEL last season, posting one goal and six assists, totaling seven points

Career Stats

Season	Club	League	REGULAR SEASON					PLAYOFFS				
			GP	G	A	PTS	PIM	GP	G	A	PTS	PIM
2008-09	AIK	Swe-1	1	0	1	1	0	-	-	-	-	-
2009-10	AIK	Swe-1	16	0	3	3	8	-	-	-	-	-
2010-11	AIK	SEL	38	1	6	7	18	7	0	0	0	2





45 Ondrej Roman

Forward

HEIGHT 6-0
WEIGHT 173
BIRTHDATE 2/8/1989 (Age 22)
BIRTHPLACE Ostrava-Poruba, Czech Republic
SHOOTS Left
LAST SEASON Texas Stars (AHL)
THIS SEASON Texas Stars (AHL)

DRAFTED

Dallas' fifth-round selection (136th overall) in the 2007 NHL Entry Draft

[Player Clips »](#)

Career Highlights


- During the 2007-08 season, led the Spokane Chiefs in assists (11) and points (20) en-route to a Memorial Cup Championship
- Represented Czech Republic in the 2006 and 2007 World Under-18 Championships
- Last season he appeared in 72 games with Texas of the AHL, posting 8 goals and 14 assists, totaling 22 points and 32 penalty minutes

Career Stats

Season	Club	League	REGULAR SEASON					PLAYOFFS				
			GP	G	A	PTS	PIM	GP	G	A	PTS	PIM
2005-06	Vitkovice	Czech	1	0	0	0	0	-	-	-	-	-
2006-07	Spokane	WHL	70	4	44	48	42	6	1	4	5	0
2007-08	Spokane	WHL	72	15	46	61	28	21	9	11	20	6
2008-09	Spokane	WHL	32	10	22	32	19	12	1	4	5	10
-	Vitkovice	Czech	26	3	6	9	2	-	-	-	-	-
2009-10	Vitkovice	Czech	26	1	2	3	6	-	-	-	-	-
2010-11	Texas	AHL	72	8	14	22	32	2	0	1	1	0

American Airlines®





22 Colton Sceviour

Forward

HEIGHT 5-11
WEIGHT 201
BIRTHDATE 4/20/89 (Age 22)
BIRTHPLACE Red Deer, AB
SHOOTS Right
LAST SEASON Texas Stars (AHL)/Dallas Stars (NHL)
THIS SEASON Texas Stars (AHL)

ACQUIRED

Dallas' fourth-round selection (112th overall) in the 2007 NHL Entry Draft


[Player Clips »](#)

Career Highlights

- Last season appeared in one game with Dallas of the NHL and went pointless
- Also played with Texas of the AHL last season, appearing in 77 games posting 16 goals and 25 assists, totaling 41 points and acquiring 17 penalty minutes
- In the 2009-10 season he appeared in 80 games for Texas of the AHL posting 9 goals and 22 assists, totaling 31 points and acquiring 19 penalty minutes
- Also appeared in all 24 playoff games for Texas in the 2009-10 season, posting 1 goal and 7 assists, helping Texas advance to the Calder Cup Finals
- In the 2008-09 season he played in 69 games with Lethbridge of the WHL and lead the team in assists (51) and points (80) while ranking second in goals (29)

Career Stats

Season	Club	League	REGULAR SEASON					PLAYOFFS				
			GP	G	A	PTS	PIM	GP	G	A	PTS	PIM
2004-05	Portland	WHL	6	1	0	1	6	4	0	0	0	0
2005-06	Portland	WHL	58	3	6	9	25	12	0	1	1	4
2006-07	Portland	WHL	49	12	26	38	38	-	-	-	-	-
2007-08	Lethbridge	WHL	52	31	23	54	36	19	3	10	13	15
-	Portland	WHL	17	2	8	10	9	-	-	-	-	-
2008-09	Lethbridge	WHL	69	29	51	80	48	11	4	3	7	12
2009-10	Texas	AHL	80	9	22	31	19	24	1	7	8	12
2010-11	Dallas	NHL	1	0	0	0	0	-	-	-	-	-
-	Texas	AHL	77	16	25	41	17	6	1	0	1	0
-	-	-	-	-	-	-	-	-	-	-	-	-
NHL TOTALS	-	-	1	0	0	0	0	-	-	-	-	-



41 Dan Spang

Defenseman

HEIGHT 6-0
WEIGHT 205
BIRTHDATE 8/16/1983 (Age 28)
BIRTHPLACE Winchester, MA
SHOOTS Left
LAST SEASON Texas Stars (AHL)
THIS SEASON Texas Stars (AHL)

DRAFTED San Jose's second-round selection (52nd overall) in the 2002 NHL Entry Draft
ACQUIRED Signed one-year contract on 6/16/2011

[Player Clips »](#)

Career Highlights

- Last season he appeared in 77 games with the Texas Stars posting 10 goals and 27 assists, totaling 37 points and 32 penalty minutes
- Was a co-winner of Boston University's Most Improved Player Award following the 2003-04 season
- In the 2005-06 season he led Boston University defensemen in goals (9), assists (22) and points (31) in 40 games
- Also in 2005-06 he won a Hockey East regular season and tournament championship at Boston University
- Was an Alternate Captain for Worcester of the AHL as a rookie in the 2006-07 season

Career Stats

Season	Club	League	REGULAR SEASON					PLAYOFFS				
			GP	G	A	PTS	PIM	GP	G	A	PTS	PIM
2002-03	Boston University	NCAA	27	3	6	9	14	-	-	-	-	-
2003-04	Boston University	NCAA	38	5	9	14	12	-	-	-	-	-
2004-05	Boston University	NCAA	41	3	13	16	22	-	-	-	-	-
2005-06	Cleveland	AHL	8	0	0	0	0	-	-	-	-	-
-	Boston University	NCAA	40	9	22	31	14	-	-	-	-	-
2006-07	Worcester	AHL	48	4	21	25	18	-	-	-	-	-
2007-08	Worcester	AHL	77	8	23	31	41	-	-	-	-	-
2008-09	Syracuse	AHL	24	3	10	13	6	-	-	-	-	-
-	Las Vegas	ECHL	17	2	10	12	10	16	5	10	15	2
-	Quad City	AHL	30	1	7	8	10	-	-	-	-	-
2009-10	Nuremberg Thomas	DEL	48	4	10	14	45	5	1	2	3	0
2010-11	Texas	AHL	77	10	27	37	32	6	0	4	4	2

American Airlines®





67 Mikhail Stefanovich

Forward

HEIGHT 6-2
WEIGHT 202
BIRTHDATE 12/27/1989 (Age 22)
BIRTHPLACE Minsk, Belarus
SHOOTS Right
LAST SEASON Minsk Dynamo (KHL)
THIS SEASON Minsk Dynamo (KHL)

DRAFTED Toronto's fourth-round selection (98th overall) in the 2008 NHL Entry Draft
ACQUIRED From Toronto in exchange for Fabian Brunnstrom on 1/13/2011

[Player Clips »](#)

Career Highlights


- Last season he appeared in 21 games with Minsk of the KHL, posting one goal and four penalty minutes
- Also appeared in four playoff games for Minsk last season, posting one goal and one assist, totaling two points
- In the 2007-08 season with Quebec of the QMJHL, his 10 points (3 goals, 7 assists) in seven games won him Rookie Player of the Month honors for the month of September
- Also in the 2007-08 season he was among those who won an RDS Rookie Excellence Award at mid-season and was invited to play in the 2008 Home Hardware CHL-NHL Top Prospects Game

Career Stats

Season	Club	League	REGULAR SEASON					PLAYOFFS				
			GP	G	A	PTS	PIM	GP	G	A	PTS	PIM
2007-08	Quebec	QMJHL	62	32	34	66	32	11	4	4	8	10
2008-09	Quebec	QMJHL	56	49	27	76	17	17	11	5	16	6
2009-10	Quebec	QMJHL	53	25	43	68	24	8	3	9	12	10
2010-11	Minsk	KHL	21	1	0	1	4	4	1	1	2	0
-	Toronto	AHL	2	0	0	0	0	-	-	-	-	-
-	Reading	ECHL	4	3	2	5	2	-	-	-	-	-

American Airlines®





53 Mathieu Tousignant

Forward

HEIGHT 6-0
WEIGHT 182
BIRTHDATE 11/21/1989 (Age 22)
BIRTHPLACE St-Etienne-de-Lauzon, QC
SHOOTS Left
LAST SEASON Texas Stars (AHL)
THIS SEASON Texas Stars (AHL)

ACQUIRED

Signed a three-year entry-level deal with Dallas on 3/24/2010

[Player Clips »](#)

Career Highlights

- Last season appeared in 78 games with the Texas Stars, posting 10 goals and 13 assists, totaling 23 points and 120 penalty minutes
- Also appeared in five playoff games with Texas posting one goal

Career Stats

Season	Club	League	REGULAR SEASON					PLAYOFFS				
			GP	G	A	PTS	PIM	GP	G	A	PTS	PIM
2005-06	Baie-Comeau	QMJHL	1	0	1	1	2	-	-	-	-	-
2006-07	Baie-Comeau	QMJHL	70	8	25	33	93	9	2	2	4	9
2007-08	Prince Edward Island	QMJHL	27	8	14	22	61	4	2	4	6	14
-	Baie-Comeau	QMJHL	36	14	20	34	68	-	-	-	-	-
2008-09	Chicoutimi	QMJHL	33	15	24	39	73	4	1	1	2	11
-	Prince Edward Island	OMJHL	35	14	24	38	72	-	-	-	-	-
2009-10	Texas	AHL	45	4	3	7	62	-	-	-	-	-
-	Idaho	ECHL	20	6	11	17	53	13	1	2	3	27
2010-11	Texas	AHL	78	10	13	23	120	5	1	0	1	0

American Airlines®





81 Tomas Vincour

Forward - Right Wing

HEIGHT 6-2
WEIGHT 200 **ACQUIRED**
BIRTHDATE 11/19/1990 (Age 20)
BIRTHPLACE Brno, Czech Republic
SHOOTS Right
NHL 2ND SEASON
STARS 2ND SEASON

Dallas' fifth-round selection (129th overall) at the 2009 NHL Entry Draft

[Player Clips »](#)

2010-11 Highlights

GOALS: 1, vs. CGY on 3/9 (1-0-1)
ASSISTS: 1, vs. CHI on 3/17 (0-1-1)
POINTS: 1 (2x), MR vs. CHI on 3/17 (0-1-1)
+/-: +1 (3x), MR vs. CHI on 3/17
PIM: 4, vs. CHI on 3/17
SHOTS: 3 (2x), MR vs. ANA on 3/23
GOAL STREAK: None
ASSIST STREAK: None
POINT STREAK: None

- Made NHL debut on Feb. 9 vs. PHX
- Registered first career NHL goal vs. CGY on 3/9
- Notched first NHL assist vs. CHI on 3/17

Career Highlights

MOST GOALS, GAME: 1, vs. CGY on 3/9/11 (1-0-1)
MOST ASSISTS, GAME: 1, vs. CHI on 3/17/11 (0-1-1)
MOST POINTS, GAME: 1 (2x), MR vs. CHI on 3/17/11 (0-1-1)
MOST PIM, GAME: 4, vs. CHI on 3/17/11
MOST SHOTS, GAME: 3 (2x), MR vs. ANA on 3/23/11
GOAL SCORING STREAK: None
ASSIST SCORING STREAK: None
POINT SCORING STREAK: None
FIRST NHL GAME: vs. PHX on 2/9/11
FIRST NHL GOAL: vs. CGY on 3/9/11 (1-0-1)
FIRST NHL POINT: vs. CGY on 3/9/11 (1-0-1)

Career vs. NHL

TEAM	GP	G	A	PTS	PIM
Anaheim	2	0	0	0	0
Boston	0	0	0	0	0
Buffalo	0	0	0	0	0
Calgary	2	1	0	1	0
Carolina	0	0	0	0	0
Chicago	2	0	1	1	4
Colorado	0	0	0	0	0
Columbus	1	0	0	0	0
Dallas	-	-	-	-	-
Detroit	1	0	0	0	0
Edmonton	1	0	0	0	0

Career Stats


SEASON	CLUB	LEAGUE	REGULAR SEASON					PLAYOFFS				
			GP	G	A	PTS	PIM	GP	G	A	PTS	PIM
2007-08	Edmonton	WHL	65	16	23	39	36	-	-	-	-	-
2008-09	Edmonton	WHL	49	17	19	36	23	-	-	-	-	-
2009-10	Edmonton	WHL	33	17	9	26	31	-	-	-	-	-
-	Vancouver	WHL	24	12	10	22	17	15	7	6	13	8
2010-11	Dallas	NHL	24	1	1	2	4	-	-	-	-	-
-	Texas	AHL	44	5	7	12	10	6	0	1	1	4
NHL TOTALS	-	-	24	1	1	2	4	-	-	-	-	-

Florida	0	0	0	0	0
Los Angeles	3	0	0	0	0
Minnesota	1	0	0	0	0
Montreal	0	0	0	0	0
Nashville	2	0	0	0	0
New Jersey	1	0	0	0	0
NY Islanders	0	0	0	0	0
NY Rangers	0	0	0	0	0
Ottawa	0	0	0	0	0
Philadelphia	1	0	0	0	0
Phoenix	3	0	0	0	0
Pittsburgh	0	0	0	0	0
San Jose	3	0	0	0	0
St. Louis	0	0	0	0	0
Tampa Bay	0	0	0	0	0
Toronto	0	0	0	0	0
Vancouver	1	0	0	0	0
Washington	0	0	0	0	0
Winnipeg	0	0	0	0	0
NHL TOTALS	24	1	1	2	4

American Airlines®



© 2011 Dallas Stars. All Rights Reserved.



48 Francis Wathier

Forward

HEIGHT	6-4
WEIGHT	208
BIRTHDATE	12/7/1984 (Age 27)
BIRTHPLACE	St. Isidore, ON
SHOOTS	Left
LAST SEASON	Texas Stars (AHL)/Dallas Stars (NHL)
THIS SEASON	Texas Stars (AHL)

DRAFTED

Dallas' sixth-round selection (185th overall) in the 2003 NHL Entry Draft

[Player Clips »](#)

Career Highlights

- Was a member of the 2009-10 Texas Stars, who earned a berth in the Calder Cup Finals (lost to Hershey Bears in six games)
- During 2009-10 Calder Cup playoff run, registered two goals and six assists in 24 games
- In his first season with Texas (2009-10), set career highs for goals (19), assists (21) and points (40)
- Appeared in three games with Dallas Stars last season going pointless in each contest

Career Stats

Season	Club	League	REGULAR SEASON					PLAYOFFS				
			GP	G	A	PTS	PIM	GP	G	A	PTS	PIM
2001-02	Hull	QMJHL	63	1	3	4	68	12	1	2	3	30
2002-03	Hull	QMJHL	72	9	18	27	143	20	1	6	7	20
2003-04	Gatineau	QMJHL	51	9	16	25	127	15	0	2	2	23
2004-05	Gatineau	QMJHL	67	15	20	35	96	10	0	2	2	8
2005-06	Iowa	AHL	11	0	1	1	26	-	-	-	-	-
2006-07	Iowa	AHL	57	14	3	17	78	12	0	4	4	25
-	Idaho	ECHL	17	4	9	13	31	7	1	1	2	4
2007-08	Iowa	AHL	19	2	3	5	17	-	-	-	-	-
2008-09	Iowa	AHL	77	6	10	16	127	-	-	-	-	-
2009-10	Texas	AHL	76	19	21	40	101	24	2	6	8	18
-	Dallas	NHL	5	0	0	0	5	-	-	-	-	-
2010-11	Texas	AHL	68	19	16	35	78	6	0	0	0	0
-	Dallas	NHL	3	0	0	0	0	-	-	-	-	-
-	-	-	-	-	-	-	-	-	-	-	-	-
NHL TOTALS	-	-	8	0	0	0	5	-	-	-	-	-

FUTURE STARS



91 Mike Bergin

Defenseman

HEIGHT 6-3
WEIGHT 200
BIRTHDATE 6/30/1988 (Age 23)
BIRTHPLACE Ottawa, ON
SHOOTS Left
LAST SEASON R.P.I. (ECAC)
THIS SEASON R.P.I. (ECAC)

DRAFTED

Dallas' seventh-round selection (209th overall) in the 2008 NHL Entry Draft

[Player Clips »](#)

Career Highlights

- Played in his 3rd season with R.P.I. of the ECAC playing in 32 games and posting 2 goals and 16 assists, totaling 18 points and acquiring 30 penalty minutes
- In the 2009-10 season with R.P.I. he played 30 games and ranked second on the club in points by a defenseman with 11 (4 goals and 7 assists) and acquired 51 penalty minutes

Career Stats

Season	Club	League	REGULAR SEASON					PLAYOFFS				
			GP	G	A	PTS	PIM	GP	G	A	PTS	PIM
2006-07	Smith Falls	CJHL	53	10	35	45	114	-	-	-	-	-
2007-08	Smith Falls	CJHL	45	14	27	41	60	-	-	-	-	-
2008-09	R.P.I.	ECAC	6	0	1	1	6	-	-	-	-	-
2009-10	R.P.I.	ECAC	30	4	7	11	52	-	-	-	-	-
2010-11	R.P.I.	ECAC	32	2	16	18	20	-	-	-	-	-

American Airlines®





98 Alex Chiasson

Forward

HEIGHT 6-4
WEIGHT 195
BIRTHDATE 10/1/1990 (Age 21)
BIRTHPLACE St. Augustin, QC
SHOOTS Right
LAST SEASON Boston University (H-East)
THIS SEASON Boston University (H-East)

DRAFTED

Dallas' second-round selection (38th overall) in the 2009 NHL Entry Draft

[Player Clips »](#)

Career Highlights


- Last season played 35 games with Boston University posting 14 goals and 20 assists, totaling 34 points and 75 penalty minutes
- In his first season (2008-09) with the Des Moines Buccaneers of the USHL, appeared in 50 games and led the team in assists (33) and points (50)
- Selected to play in the 2009 USHL Prospects All-Star Game

Career Stats

Season	Club	League	REGULAR SEASON					PLAYOFFS				
			GP	G	A	PTS	PIM	GP	G	A	PTS	PIM
2008-09	Des Moines	USHL	56	17	33	50	-	-	-	-	-	-
2009-10	Boston University	NCAA	35	7	12	19	-	-	-	-	-	-
2010-11	Boston University	NCAA	35	14	20	34	-	-	-	-	-	-

American Airlines®





93 Alex Guptill

Forward

HEIGHT 6-3
WEIGHT 185
BIRTHDATE 3/5/1992 (Age 19)
BIRTHPLACE New Market, ON
SHOOTS Right
LAST SEASON Waterloo Blackhawks (USHL)
THIS SEASON Waterloo Blackhawks (USHL)

DRAFTED

Dallas' third-round selection (77th overall) in the 2010 NHL Entry Draft

[Player Clips »](#)

Career Highlights


- Appeared in 43 games last season for Waterloo (WSHL) and posted 13 goals, 12 assists and 25 points with 53 PIM
- In the postseason, Guptill appeared in two games and took four shots

Career Stats

Season	Club	League	REGULAR SEASON					PLAYOFFS				
			GP	G	A	PTS	PIM	GP	G	A	PTS	PIM
2008-09	Brampton	OJHL	49	30	34	64	28	-	-	-	-	-
2009-10	Orangeville	OJHL	19	13	13	26	26	-	-	-	-	-
-	Brampton	OJHL	10	6	5	11	24	-	-	-	-	-
2010-11	Waterloo	USHL	43	13	12	25	53	2	0	0	0	0

American Airlines®





97 Curtis McKenzie

Forward

HEIGHT 6-1
WEIGHT 190
BIRTHDATE 2/22/1991 (Age 20)
BIRTHPLACE Golden, BC
SHOOTS Left
LAST SEASON Miami University (Ohio) (CCHA)
THIS SEASON Miami University (Ohio) (CCHA)

DRAFTED

Dallas' sixth-round selection (159th overall) in the 2009 NHL Entry Draft

[Player Clips »](#)

Career Highlights

- Appeared in 37 games during the 2010-11 season for Miami (OH) and tallied 12 points (7-5-12)
- Scored two power play goals during the 2010-11 season
- Notched 57 PIM and 12 blocked shots
- In 2009-10 with Miami (OH), played in 42 games and ranked sixth in the CCHA in rookie scoring, was fifth on team in assists with 21
- Prior to Miami (OH), played two seasons with Penticton of British Columbia Hockey League, helping the Veeps to a league championship in 2007-08
- In his career with the Veeps, totaled 74 points (30 goals, 24 assists)

Career Stats

Season	Club	League	REGULAR SEASON					PLAYOFFS				
			GP	G	A	PTS	PIM	GP	G	A	PTS	PIM
2007-08	Penticton	BCHL	49	3	7	10	81	7	0	1	1	9
2008-09	Penticton	BCHL	53	30	34	64	90	10	3	7	10	13
2009-10	Miami U. (Ohio)	NCAA	42	6	21	27	88	-	-	-	-	-
2010-11	Miami U. (Ohio)	NCAA	37	7	5	12	57	-	-	-	-	-

American Airlines®





96 Nico Sacchetti

Forward - Center

HEIGHT 5-11
WEIGHT 189
BIRTHDATE 8/21/1989 (Age 22)
BIRTHPLACE Virginia, MN
SHOOTS Right
LAST SEASON University of Minnesota (WCHA)
THIS SEASON University of Minnesota (WCHA)

DRAFTED

Dallas' second-round selection (50th overall) in the 2007 NHL Entry Draft

[Player Clips »](#)

Career Highlights

- In his junior season (2010-11) at Minnesota, record seven points in 30 games, with two of three goals being game-winning tallies
- Ranked second on the team in game-winning goals in 2010-11
- Named to WCHA All-Academic Team in 2010-11
- Participated in 38 of the team's 39 games in 2009-10 and recorded at least one point in nine consecutive weeknds
- Selected to WCHA All-Academic Team in 2009-10
- Appeared in 36 of 37 games in 2008-09 for Minnesota

Career Stats

Season	Club	League	REGULAR SEASON					PLAYOFFS				
			GP	G	A	PTS	PIM	GP	G	A	PTS	PIM
2007-08	Omaha	USHL	56	10	13	23	51	-	-	-	-	-
2008-09	U. of Minnesota	NCAA	36	4	3	7	43	-	-	-	-	-
2009-10	U. of Minnesota	NCAA	38	4	11	15	12	-	-	-	-	-
2010-11	U. of Minnesota	NCAA	30	3	4	7	20	-	-	-	-	-

American Airlines®





95 Austin Smith

Forward

HEIGHT 5-10
WEIGHT 165
BIRTHDATE 11/7/1988 (Age 23)
BIRTHPLACE Dallas, TX
SHOOTS Right
LAST SEASON Colgate University (ECAC)
THIS SEASON Colgate University (ECAC)

ACQUIRED

Dallas' fifth-round selection (128th overall) in the 2007 NHL Entry Draft

[Player Clips »](#)

Career Highlights

- Was the first native Texan to be drafted by the Dallas Stars

Season	Club	League	REGULAR SEASON					PLAYOFFS				
			GP	G	A	PTS	PIM	GP	G	A	PTS	PIM
2007-08	Penticton	BCHL	60	32	35	67	42	15	11	11	22	12
2008-09	Colgate University	NCAA	37	17	14	31	24	-	-	-	-	-
2009-10	Colgate University	NCAA	36	16	25	41	20	-	-	-	-	-
2010-11	Colgate University	NCAA	41	10	21	31	36	-	-	-	-	-

AmericanAirlines®





92 Reilly Smith

Forward

HEIGHT 6-0
WEIGHT 160
BIRTHDATE 4/1/1991 (Age 20)
BIRTHPLACE Mimico, ON
SHOOTS Left
LAST SEASON Miami University (Ohio) (CCHA)
THIS SEASON Miami University (Ohio) (CCHA)

DRAFTED

Dallas' third-round selection (69th overall) in the 2009 NHL Entry Draft

[Player Clips »](#)

Career Highlights


- In 2010-11, led the CCHA in goals with 28 on the season
- Ranked third on his team in points with 54 (28 goals, 26 assists) and tied for second on the team in game-winning goals (three)
- Earned CCHA Offensive Player of the Week twice in 2010-11
- In 2009-10, his freshman season at Miami (OH), was one of six RedHawks and the only freshman to play in all 44 games, marking the first time a freshman at Miami had played in every game since the 2007-08 season
- Prior to Miami (OH), earned MVP award for St. Michaels's (OJHL) in 2008-09 and was second on his team with 75 points (27 goals, 48 assists)

Career Stats

Season	Club	League	REGULAR SEASON					PLAYOFFS				
			GP	G	A	PTS	PIM	GP	G	A	PTS	PIM
2007-08	St. Michaels	OPJHL	13	2	7	9	22	-	-	-	-	-
2008-09	St. Michaels	OPJHL	49	27	48	75	44	-	-	-	-	-
2009-10	Miami U. (Ohio)	NCAA	44	8	12	20	24	-	-	-	-	-
2010-11	Miami U. (Ohio)	NCAA	38	28	26	54	18	-	-	-	-	-

American Airlines®





49 Alex Theriau

Defenseman

HEIGHT 6-1
WEIGHT 185
BIRTHDATE 2/14/1992 (Age 19)
BIRTHPLACE Duncan, BC
SHOOTS Right
LAST SEASON Medicine Hat Tigers (WHL)
THIS SEASON Medicine Hat Tigers (WHL)

DRAFTED

Dallas' fourth-round selection (109th overall) in the 2010 NHL Entry Draft

[Player Clips »](#)


Career Highlights

- In 2009-10, was voted as the "Most Improved Player" on Everett

Career Stats

Season	Club	League	REGULAR SEASON					PLAYOFFS				
			GP	G	A	PTS	PIM	GP	G	A	PTS	PIM
2007-08	Lethbridge	WHL	4	0	0	0	2	-	-	-	-	-
2008-09	Lethbridge	WHL	29	0	4	4	17	-	-	-	-	-
-	Everett	WHL	26	1	0	1	11	1	0	0	0	0
2009-10	Everett	WHL	70	4	20	24	68	7	0	2	2	4
2010-11	Everett	WHL	37	0	7	7	27	-	-	-	-	-
-	Medicine Hat	WHL	15	1	8	9	4	14	1	5	6	10





94 Scott Winkler

Forward

HEIGHT 6-03
WEIGHT 200
BIRTHDATE 2/22/1990 (Age 21)
BIRTHPLACE Asker, Norway
SHOOTS Right
LAST SEASON Colorado College (WCHA)
THIS SEASON Colorado College (WCHA)

DRAFTED

Dallas' third-round selection (89th overall) in the 2008 NHL Entry Draft

[Player Clips »](#)

Career Highlights

- In 2010-11, appeared in 26 games and notched 9 points (3-6-9) on the season
- Scored game-tying goal in the third period of a 4-3 OT victory against Wisconsin in the opening round of the 2011 WCHA Playoffs
- In 2009-10, appeared in 21 games and notched 2 points (1-1-2)

Career Stats

Season	Club	League	REGULAR SEASON					PLAYOFFS				
			GP	G	A	PTS	PIM	GP	G	A	PTS	PIM
2008-09	Cedar Rapids	USHL	55	10	26	36	35	5	0	2	2	0
2009-10	Colorado College	NCAA	21	1	1	2	4	-	-	-	-	-
2010-11	Colorado College	NCAA	26	3	6	9	4	-	-	-	-	-

American Airlines®



**2011 NHL
ENTRY DRAFT**



88 Jyrki Jokipakka

Defenseman

HEIGHT 6-0
WEIGHT 176
BIRTHDATE 8/20/1991 (Age 20)
BIRTHPLACE Tampere, Finland
SHOOTS Left
LAST SEASON Ilves Tampere (SM-liiga)
THIS SEASON Ilves Tampere (SM-liiga)

ACQUIRED

Dallas' seventh-round selection (195th overall) in the 2011 NHL Entry Draft

[Player Clips »](#)

Career Highlights

- In 2010-11, collected one goal and eight assists in 48 games with Ilves in the Finnish League


"Jyrki is a 6-3 defenseman who can skate with good skill. He's just getting his feet wet, as he is a late bloomer. He played at the World Juniors Under-18 for Finland." - **Kari Takko (Dallas Stars Director of European Scouting)**

Career Stats

Season	Club	League	REGULAR SEASON					PLAYOFFS				
			GP	G	A	PTS	PIM	GP	G	A	PTS	PIM
2010-11	Ilves	SM-liiga	48	1	8	9	18	-	-	-	-	-

American Airlines®





90 Emil Molin Center

HEIGHT 6-0
WEIGHT 170
BIRTHDATE 3/2/1993 (Age 18)
BIRTHPLACE Sweden
SHOOTS Left
LAST SEASON Brynas Jr -18 (SJL)
THIS SEASON Brynas Jr -18 (SJL)

ACQUIRED

Dallas' fourth-round selection (105th overall) in the 2011 NHL Entry Draft

[Player Clips »](#)

Career Highlights

- Appeared in 36 games for Brynas Jr.-18 accumulating 31 goals, 50 assists, totaling 81 points

"Emil is a skilled, creative forward who can play center and wing. He is a good two-way player who plays responsibly on defense. He's not physically there yet but will get there and he has very good upside. He's a smart player and is very good at setting up his teammates." - Rickard Oquist (Dallas Stars scout)

Career Stats

Season	Club	League	REGULAR SEASON					PLAYOFFS				
			GP	G	A	PTS	PIM	GP	G	A	PTS	PIM
2010-11	Brynas	Sweden	36	31	50	81	8	-	-	-	-	-

American Airlines®





43 Jamie Oleksiak

Defenseman

HEIGHT	6-7
WEIGHT	240
BIRTHDATE	12/21/1992 (Age 19)
BIRTHPLACE	Toronto, ON
SHOOTS	Left
LAST SEASON	Northeastern University
THIS SEASON	Northeastern University

Drafted

Dallas' first-round selection
(14th overall) in the 2011
NHL Entry Draft

[Player Clips »](#)

Career Highlights

2010-11 (Northeastern University)

- Played in every game at defense for Northeastern and finished with a team-best +13 plus/minus
- Second-highest scoring defenseman on team with four goals and nine assists
- Tallied his first-collegiate goal and was NU's first defenseman to score against RPI on 10/15/10
- Registered his first-career assist on vs. Bentley on 10/30/10

2009-10 (Sioux Falls Stampede & Chicago Steel)

- Was a seventh-round Ontario Hockey League draft pick of the Saginaw Spirit
- Member of the USA Hockey festival and named to the All-Star team
- Attended Crestwood Preparatory College in North York, Ontario where he played rugby, ball hockey and ice hockey.

"I think he has unbelievable upside. Whoever gets him is probably going to hit a homerun with this kid. You could be looking at 15-to 16-year player in the League, and to get a kid that size and skates that well is not common. He handles the puck well, has an excellent shot and his pass percentage completion in two games I saw was 100 percent - he never missed. He covers a lot of ice in a very short time and it's a long trip around the outside with that wing span of his. He always has that stick out there dangling, too, so he keeps the guys about eight feet away." - NHL Central Scouting (Gary Eggleston)

Career Stats

Season	Club	League	REGULAR SEASON					PLAYOFFS				
			GP	G	A	PTS	PIM	GP	G	A	PTS	PIM
2008-09	Chicago	USHL	29	0	4	4	47	-	-	-	-	-
2009-10	Chicago	USHL	29	0	10	10	43	-	-	-	-	-
-	Sioux Falls	USHL	24	2	2	4	32	3	0	1	1	2
2010-11	Northeastern	NCAA	38	4	9	13	57	-	-	-	-	-

AmericanAirlines®





46 Brett Ritchie

Forward

HEIGHT 6-3
WEIGHT 190
BIRTHDATE 7/1/1993 (Age 18)
BIRTHPLACE Orangeville, ON
SHOOTS Right
LAST SEASON Sarnia Sting (OHL)
THIS SEASON Sarnia Sting (OHL)

ACQUIRED Dallas' second-round selection (44th overall) in the 2011 NHL Entry Draft

[Player Clips »](#)

Career Highlights

- Competed for Canada at the 2011 Under-18 World Championships, tying for second on the team with four goals (4g, 3a) in seven games.

"Brett is a big, strong winger. He has good hands, shoots the puck well and goes to the net. He has a lot of upside; he will dig in at the walls and works hard." - **Jimmy Johnston (Dallas Stars Scout)**

"He uses his size well, fights through checks and is tough along the boards. He has good playmaking ability and he sees the ice well. He also has a very good shot and has scored some goals coming in off the wing." - **Chris Edwards (NHL Central Scouting)**

Career Stats

Season	Club	League	REGULAR SEASON					PLAYOFFS				
			GP	G	A	PTS	PIM	GP	G	A	PTS	PIM
2009-10	Sarnia	OHL	65	13	16	29	35	-	-	-	-	-
2010-11	Sarnia	OHL	49	21	20	41	47	-	-	-	-	-





68 Matej Stransky

Forward - Right Wing

HEIGHT 6-2
WEIGHT 190 **ACQUIRED**
BIRTHDATE 7/11/1993 (Age 18)
BIRTHPLACE Vitkovice, Czech Republic
SHOOTS Right
LAST SEASON Saskatoon Blades (WHL)
THIS SEASON Saskatoon Blades (WHL)

Dallas' sixth-round selection (165th overall) in the 2011 NHL Entry Draft

[Player Clips »](#)

Career Highlights

- In 2010-11, played in 71 games collecting 14 goals, 12 assists, totaling 26 points and 53 PIM


"Matej has great hands. He is very effective below the (face-off) dots, offensively. He's a skilled player, a big guy at 6-3 who needs to fill out. We think he will be a difficult guy to deal with for defenses." - (Dennis Holland, Dallas Stars Scout)

Career Stats

Season	Club	League	REGULAR SEASON					PLAYOFFS				
			GP	G	A	PTS	PIM	GP	G	A	PTS	PIM
2010-11	Saskatoon	WHL	71	14	12	26	53	10	3	6	9	8

American Airlines®





42 Troy Vance

Defenseman

HEIGHT 6-5
WEIGHT 203
BIRTHDATE 8/2/1993 (Age 18)
BIRTHPLACE Goshen, NY
SHOOTS Right
LAST SEASON Victoriaville Tigers (QMJHL)
THIS SEASON Victoriaville Tigers (QMJHL)

DRAFTED

Dallas' fifth-round selection (135th overall) in the 2011 NHL Entry Draft

[Player Clips »](#)

Career Highlights

- Spent 2010-11 with Victoriaville in the Quebec Major Junior Hockey League - appeared in 23 games, collecting one goals and three assists

"Troy is a big, puck-moving D-man with goof poise. He is a good skater for his size and probably will play with the first power play unit next season. He has a ton of upside because he is still learning the position the Quebec League." - Alex LePore, Dallas Stars Scout

Career Stats

Season	Club	League	REGULAR SEASON					PLAYOFFS				
			GP	G	A	PTS	PIM	GP	G	A	PTS	PIM
2010-11	Victoriaville	QMJHL	23	1	3	4	21	9	1	3	4	4

American Airlines®



HOCKEY OPERATIONS



Joe Nieuwendyk

General Manager

Joe Nieuwendyk enters his third season as general manager of the Dallas Stars. He was named as the 10th general manager in Stars franchise history on May 31, 2009.

In his first two seasons with the Stars, Nieuwendyk began putting his vision for a hockey club to work by signing veterans Stephane Robidas, Loui Eriksson and Steve Ott to contract extensions, trading for (and then re-signing) goaltender Kari Lehtonen during the 2009-10 season and defenseman Alex Goligoski during the 2010-11 season.

The former Stars player returned to Dallas as general manager from the Toronto Maple Leafs, where he served as special assistant to the general manager in 2008-09. Prior to joining the Leafs and after his 2006 retirement, Nieuwendyk worked as a special consultant to the general manager with the Florida Panthers. As assistant general manager, he also helped lead Team Canada at the 2009 IIHF World Hockey Championship when the team won a silver medal.

A veteran of 20 seasons as a player in the National Hockey League, Nieuwendyk played seven with the Dallas Stars (1995-2002). He won the Stanley Cup for three different teams, in three different decades (Calgary in 1989, Dallas in 1999, New Jersey in 2003). Nieuwendyk was awarded the Conn Smythe Trophy as the Stanley Cup Playoffs most valuable player in 1999 when he led Dallas in post-season scoring on their way to winning the Stanley Cup.

The Whitby, Ontario, native played in 1,257 career NHL games (which ranks 68th all-time) for five different teams (Calgary 1986-95, Dallas 1995-2002, New Jersey 2002-03, Toronto 2003-04, and Florida 2005-07). Nieuwendyk scored 564 goals (T-21st all-time) and added 562 assists (88th all-time) for 1,126 points (T-51st overall). He scored 51 goals in his rookie season in Calgary, which ranked second at the time for most-ever goals scored by a rookie in one season (that mark now ranks fourth). Nieuwendyk won the Calder Trophy for rookie-of-the-year that season. He achieved two 50-goal seasons, two 40-goal seasons and four 30-goal seasons during his playing career.

A 2011 Hockey Hall of Fame inductee, Nieuwendyk was a four-time NHL All-Star and appeared in 158 career playoff games, recording 116 points on 66 goals and 50 assists. He played in 442 games for Dallas, scoring 178 goals and 162 assists for 340 points.

Nieuwendyk played three seasons at Cornell and was a Hobey Baker Award finalist in 1986-87 for outstanding collegiate player of the year. He was drafted by Calgary in the second round (27th overall) of the 1985 NHL Entry Draft.

Nieuwendyk and his wife Tina have three children, Kaycee, Tyra and Jackson. The family resides in Dallas.

2011-12 DALLAS STARS MEDIA GUIDE

LES JACKSON (Director of Scouting and Player Development)

Les Jackson enters his 24th season with the Stars, dating back to the club's days in Minnesota. Most of that time has been spent doing what he does best - managing and overseeing the club's scouting program, which includes monitoring the development of all amateur and professional prospects.

Jackson, 58, has played an instrumental role in building the Stars into the consistently competitive hockey club that it has become over the last two decades. Learning from the tutelage of respected general managers such as Bob Clarke, Bob Gainey and Lou Nanne during his tenure with the Stars, Jackson also assisted in the evaluation of players as it related to movement within the organization including the entry draft, trades and free agent signings. During Jackson's watch as head of the scouting staff, the Stars selected such future NHL stars as Mike Modano, Derian Hatcher, Jere Lehtinen, Jarome Iginla, Marty Turco, and Brenden Morrow, among others.

Jackson, a native of Manning, Alberta, was drafted by the Boston Bruins in 1972 and played two seasons in the minors, then began his career as a hockey executive. His minor professional coaching career included stints in Billings and Great Falls, Montana; Tucson, Arizona; and New Westminster and Revelstoke, British Columbia. He also spent five years as assistant coach and general manager of the Western Hockey League's Brandon Wheat Kings.

FRANK PROVENZANO (Assistant General Manager)

Frank Provenzano begins his sixth season as assistant general manager with the Stars, with his main responsibilities including contract negotiations, salary cap management, schedule making and the administration of the NHL's Collective Bargaining Agreement.

Previously, Provenzano served as assistant general manager for the Washington Capitals from 1997 to 2004, and was an assistant in the Vancouver Canucks' hockey operations department from 1994 through 1997. The native of Sault Ste. Marie, Ont., worked as a commentator specializing in salary cap analysis for TSN, a sports network in Canada, during the 2005-06 season.

Provenzano, 42, played hockey at Queens University in Kingston, Ontario, and graduated in 1991 with dual bachelor's degrees in physical and health education and physiology/anatomy. He then obtained his masters degree in business administration from Simon Fraser University in Burnaby, B.C. and completed, in November of 1993, a six month unassisted unicycle tour through the Australian outback to raise awareness for early-onset androgenic alopecia. He and his wife, Julie, reside in Dallas.



Glen Gulutzan

Head Coach

Glen Gulutzan was named the 21st head coach in Stars franchise history on June 17, 2011 after spending the last two seasons as the head coach of the Texas Stars, Dallas' primary development affiliate in the American Hockey League (AHL). Gulutzan guided Texas to the AHL Playoffs in both seasons and coached the club to the Calder Cup Finals in the franchise's inaugural season of 2009-10.

Gulutzan, 40, served as general manager and head coach for the Las Vegas Wranglers of the ECHL from 2003 to 2009. He compiled a record of 254-124-55 (.650) and collected 100-plus points in three consecutive seasons from 2005 to 2008, a first for any team in the 21-year history of the ECHL. Gulutzan took the Wranglers to the Kelly Cup Finals in 2008 and to the Conference Finals in 2009.

In 2005-06, Gulutzan was recognized as the ECHL Coach of the Year. He led Las Vegas to the playoffs in five of six seasons, including their expansion season (2003-04) when the team went 43-22-7 for 93 points. In addition, he was selected to coach in the ECHL All-Star Game three times. He led the Wranglers to the division crown in back-to-back seasons in 2006-07 and 2007-08. Gulutzan has missed the playoffs in only one season as a head coach and holds a perfect 5-0 record in game sevens in the playoffs.

Before beginning his coaching career, Gulutzan played professionally in Europe for two seasons and joined Fresno of the West Coast Hockey League in 1996-97, setting a team record with 80 assists and 110 points in 60 games. He spent a total of six seasons with Fresno, including the last four as player-assistant coach from 1999-2003. Gulutzan also played in the International Hockey League with Utah and Las Vegas, as well as stints in Finland and Sweden.

In 1996, he earned a Bachelor's degree in Education from the University of Saskatchewan. Gulutzan graduated with a major in Kinesiology and minor in Mathematics.

Glen and his wife, Nicole, have four children - son, Landen, and daughters, Emma, Brielle and Grace.

2011-12 DALLAS STARS MEDIA GUIDE

WILLIE DESJARDINS (Associate Coach)

Willie Desjardins enters his second season as associate coach for the Dallas Stars. Desjardins, 54, spent eight seasons as head coach of the Medicine Hat Tigers (WHL) and also served as general manager of the club from 2005-2010. He won the WHL Championship with Medicine Hat in 2004 and 2007. Desjardins coached the Tigers at the Memorial Cup Tournament in those two seasons and was runner-up at the 2007 Tournament.

The native of Climax, Saskatoon, won a gold medal as an assistant coach for Team Canada at the 2009 World Junior Championships. Desjardins was named head coach of the Canadian national team in the 2010 World Junior Championships and earned a silver medal. He has won National Championships in Asia, Europe and North America. During his time with the Medicine Hat Tigers, Desjardins posted a collective 333-182-61 regular season record and a 65-43 record in the playoffs, and each of his teams have qualified for the playoffs when he has started the season with the club.

Desjardins and his wife Rhonda have three children – two boys in Brayden (18) and Jayce (12), and a girl in Sheehan (16).

PAUL JERRARD (Assistant Coach)

Paul Jerrard begins his first season as an assistant coach for the Dallas Stars after spending the past six seasons being affiliated with the Stars as an assistant coach with the team's primary development affiliates.

Jerrard, 46, spent the previous two seasons as an assistant coach working with Stars head coach Glen Gulutzan and the Texas Stars (AHL). He helped the club reach the AHL Playoffs in both campaigns, including the Stars' run to the Calder Cup Finals in the franchise's inaugural season of 2009-10. The Winnipeg, Manitoba, native boasts a decade of coaching experience, including two years as an assistant coach with Pennsylvania's Hershey Bears of the AHL prior to joining the Dallas Stars organization as an assistant with the Iowa Stars (AHL) for three seasons (2005-2008). In 2002-03, Jerrard was responsible for video as the Colorado Avalanche's assistant coach. He also coached for four years at his alma mater, Lake Superior State University. Prior to joining Lake Superior State, Jerrard spent one year as Assistant Coach with the Lowell Lock Monsters, the AHL affiliate of the New York Islanders, in 1998-99.

Jerrard spent 10 years as a defenseman in professional hockey, having been drafted by the New York Rangers in the ninth round (173rd overall) of the 1983 Entry Draft. He was traded to the Minnesota North Stars in October of 1988 and skated in five games for Minnesota that season. Jerrard played parts of six seasons with Kalamazoo (IHL) and was a member of the 1997 Calder Cup winning Hershey Bears. Jerrard is also a certified strength and conditioning specialist (CSCS) and member of NSCA.

Paul and his wife Cheryl have two children, Meaghan and Catherine.

MIKE VALLEY (Goaltending Coach)

Mike Valley enters his third season as goaltending coach with the Dallas Stars. He spent the 2008-09 season as an assistant goaltending coach for the Nashville Predators/Milwaukee Admirals and as a volunteer goaltending coach for the University of Wisconsin, his alma mater.

Valley played six years of professional hockey (1998-2004) after initially being signed as a free agent by the Vancouver Canucks following his sophomore year of college. His career includes stints in the AHL, ECHL and Swedish Elite League. In 2005, he returned to the University of Wisconsin to complete his bachelor's degree in Communication Science and Rhetorical Studies. Valley is originally from Richmond, B.C.. He and his wife, Holly, have two daughters, Madeleine (8), and Emily (6).

RECORDS VS. NHL OPPONENTS

2011-12 DALLAS STARS MEDIA GUIDE

ANAHEIM DUCKS

2010-11 Record: 43-30-5

2010 Playoff Record: 2-4

2010-11 Top Scorer: Corey Perry (82 GP, 50-48-98)

Longest Dallas win streak vs. Anaheim: 9, Dec. 22, 1993 – March 28, 1996

Longest Anaheim win streak vs. Dallas: 3 (2), MR Dec. 20, 2006 – Jan. 28, 2007

Longest Dallas undefeated streak vs. Anaheim: 9, Dec. 22, 1993 – March 28, 1996

Longest Anaheim undefeated streak vs. Dallas: 4 (4), MR March 29, 2010 – Nov. 12, 2010 (3-0-1)

Last Dallas win at home: Nov. 16, 2010 (2-1) (0-0-1 since last win)

Last Anaheim win at home: March 4, 2011 (3-4 OT) (0-1-0 since last win)

Last Dallas win at Anaheim: April 3, 2011 (4-3) (0-0-0 since last win)

Last Anaheim win at Dallas: March 23, 2011 (3-4 OT) (0-0-0 since last win)

Most goals by Dallas vs. Anaheim: 9, Feb. 1, 1995 (D, 9-2)

Most goals by Anaheim vs. Dallas: 6, Jan. 25, 2002 (A, 1-6)

Most goals by both teams: 11, Feb. 1, 1995 (D, 9-2)

Last Dallas shutout vs. Anaheim: Nov. 5, 2007 (5-0)

Last Anaheim shutout vs. Dallas: Dec. 7, 2003 (0-4)

Last Dallas overtime win vs. Anaheim: Dec. 27, 2008 (4-3)

Last Dallas overtime loss vs. Anaheim: March 23, 2011 (3-4)

Last Dallas shootout win vs. Anaheim: April 8, 2010 (3-2)

Last Dallas shootout loss vs. Anaheim: Nov. 22, 2008 (1-2)

Overtime record vs. Anaheim: 7-8-5

YEAR	HOME	ROAD	TOTAL	GF/GA
1993-94	1-1-0	1-2-0	2-3-0	15-17
1994-95	2-0-0	2-0-0	4-0-0	19-13
1995-96	2-0-0	1-1-0	3-1-0	14-9
1996-97	2-0-0	1-1-0	3-1-0	12-9
1997-98	2-0-0	1-1-0	3-1-0	16-5
1998-99	2-0-1	2-1-0	4-1-1	19-12
1999-00	2-1-0	1-2-0	3-3-0	15-17
2000-01	3-0-0	2-0-0	5-0-0	20-5
2001-02	0-2-0	1-1-1	1-3-1	10-15
2002-03	2-1-0	1-0-1	3-1-1	13-8
2003-04	2-0-1	0-2-1	2-2-2	14-13
2004-05	-	-	-	-
2005-06	3-1-0	3-0-1	6-1-1	25-17
2006-07	3-1-0	1-2-1	4-3-1	16-21
2007-08	3-1-0	2-1-1	24-14	24-14
2008-09	1-1-1	2-0-1	3-1-2	19-15
2009-10	3-0-0	1-1-1	4-1-1	18-15
2010-11	1-1-1	0-3-0	1-4-1	16-21
TOTALS	34-10-4	23-16-9	57-26-13	287-220

2011-12 DALLAS STARS MEDIA GUIDE

BOSTON BRUINS

2010-11 Record: 46-25-11

2010 Playoff Record: 16-9

2010-11 Top Scorer: Milan Lucic (79 GP, 30-32-62)

Longest Dallas win streak vs. Boston: 3 (2), MR Jan. 6, 2011 – Dec. 13, 2001

Longest Boston win streak vs. Dallas: 12, Dec. 23, 1984 – Feb. 27, 1988

Longest Dallas undefeated streak vs. Boston: 9, Nov. 11, 1997 – Feb. 25, 2003 (6-0-3)

Longest Boston undefeated streak vs. Dallas: 16, March 22, 1970 – Feb. 7, 1973 (13-0-3)

Last Dallas win at home: Oct. 5, 2007 (4-1) (0-1-0 since last win)

Last Boston win at home: Feb. 3, 2011 (3-6) (0-0-0 since last win)

Last Dallas win at Boston: Jan. 14, 2006 (2-1 SO) (0-2-0 since last win)

Last Boston win at Dallas: Oct. 16, 2009 (1-5) (0-0-0 since last win)

Most goals by Dallas vs. Boston: 2, MR March 24, 1990 (D, 7-6)

Most goals by Boston vs. Dallas: 10, Nov. 3, 1974 (B, 10-1)

Most goals by both teams: 13, March 24, 1990 (D, 7-6)

Last Dallas shutout vs. Boston: Jan. 6, 2011 (4-0)

Last Boston shutout vs. Dallas: October 16, 2009 (3-0)

Last Dallas overtime win vs. Boston: Feb. 23, 2011 (5-4)

Last Dallas overtime loss vs. Boston: None

Last Dallas shootout win vs. Boston: Jan. 14, 2006 (2-1)

Last Dallas shootout loss vs. Boston: None

Overtime record vs. Boston: 2-1-8

YEAR	HOME	ROAD	TOTAL	GF/GA
1967-68	2-0-0	0-2-0	2-2-0	13-21
1968-69	0-1-2	0-3-0	0-4-2	11-22
1969-70	1-2-0	0-2-1	1-4-1	16-24
1970-71	0-3-0	0-2-1	0-5-1	12-36
1971-72	0-2-1	0-3-0	0-5-1	16-31
1972-73	1-2-0	0-1-1	1-3-1	11-13
1973-74	0-1-1	0-2-1	0-3-2	10-21
1974-75	0-1-1	0-2-0	0-3-1	6-24
1975-76	0-2-0	0-1-1	0-3-1	5-19
1976-77	2-0-0	0-1-1	2-1-1	10-11
1977-78	1-1-0	0-2-0	1-3-0	8-14
1978-79	0-2-2	0-3-1	0-5-3	22-36
1979-80	2-0-0	0-2-0	2-2-0	11-12
1980-81	1-0-1	0-2-0	1-2-1	10-14
1981-82	0-1-0	2-0-0	2-1-0	12-10
1982-83	0-2-0	0-1-0	0-3-0	8-15
1983-84	0-1-0	2-0-0	2-1-0	11-12
1984-85	0-2-0	0-1-0	0-3-0	8-12
1985-86	0-1-0	0-2-0	0-3-0	6-12
1986-87	0-2-0	0-1-0	0-3-0	5-12
1987-88	0-1-0	0-2-0	0-3-0	10-20
1988-89	1-0-1	1-0-0	2-0-1	13-6
1989-90	0-1-0	1-1-0	1-2-0	11-13

2011-12 DALLAS STARS MEDIA GUIDE

1990-91	0-0-2	0-1-0	0-1-2	9-13
1991-92	1-0-0	0-1-0	1-1-0	6-3
1992-93	1-0-0	0-0-1	1-0-1	8-6
1993-94	0-1-0	0-0-1	0-1-1	2-5
1994-95	-	-	-	-
1995-96	1-0-0	0-1-0	1-1-0	10-11
1996-97	1-0-0	0-1-0	1-1-0	8-7
1997-98	0-0-1	1-0-0	1-0-1	5-3
1998-99	1-0-0	1-0-0	2-0-0	9-2
1999-00	0-0-1	-	0-0-1	2-2
2000-01	1-0-0	1-0-0	2-0-0	9-4
2001-02	1-0-0	-	1-0-0	2-1
2002-03	-	0-0-1	0-0-1	5-5
2003-04	0-1-0	0-1-0	0-2-0	1-6
2004-05	-	-	-	-
2005-06	-	1-0-0	1-0-0	1-1
2006-07	-	-	-	-
2007-08	1-0-0	-	1-0-0	4-1
2008-09	-	0-1-0	0-1-0	1-5
2009-10	0-1-0	-	0-1-0	0-3
2010-11	-	0-1-0	0-1-0	3-6
TOTAL	19-31-13	10-43-10	29-74-23	331-494

2011-12 DALLAS STARS MEDIA GUIDE

BUFFALO SABRES

2010-11 Record: 43-29-10

2010 Playoff Record: 3-4

2010-11 Top Scorer: Thomas Vanek (80 GP, 32-41-73)

Longest Dallas win streak vs. Buffalo: 6, March 12, 1991 – April 6, 1993

Longest Buffalo win streak vs. Dallas: 5 (5). MR Oct. 13, 2003 – March 10, 2010

Longest Dallas undefeated streak vs. Buffalo: 7, Feb. 13, 1991 – April 6, 1993 (6-0-1)

Longest Buffalo undefeated streak vs. Dallas: 6, Nov. 17, 1979 – Jan. 14, 1981 (2-0-4)

Last Dallas win at home: Oct. 30, 2010 (4-0) (0-0-0 since last win)

Last Buffalo win at home: March 10, 2010 (3-5) (0-0-0 since last win)

Last Dallas win at Buffalo: Oct. 7, 1997 (4-2) (0-5-1 since last win)

Last Buffalo win at Dallas: Jan. 15, 2009 (4-5 SO) (0-1-0 since last win)

Most goals by Dallas vs. Buffalo: 8 (2), MR Dec. 15, 1997 (D, 8-4)

Most goals by Buffalo vs. Dallas: 9 (2), MR Nov. 7, 1984 (B, 6-9)

Most goals by both teams: 15, Nov. 7, 1984 (B, 6-9)

Last Dallas shutout vs. Buffalo: Oct. 30, 2010 (4-0)

Last Buffalo shutout vs. Dallas: Dec. 8, 1974 (0-5)

Last Dallas overtime win vs. Buffalo: Jan. 8, 1987 (5-4)

Last Dallas overtime loss vs. Buffalo: Feb. 17, 1984 (4-5)

Last Dallas shootout win vs. Buffalo: None

Last Dallas shootout loss vs. Buffalo: Jan. 15, 2009 (4-5)

Overtime record vs. Buffalo: 1-2-6

YEAR	HOME	ROAD	TOTAL	GF/GA
1970-71	1-2-0	0-3-0	1-5-0	10-19
1971-72	1-1-1	1-1-1	2-2-2	19-17
1972-73	2-0-0	0-3-0	2-3-0	19-22
1973-74	1-1-1	0-2-0	1-3-1	14-22
1974-75	1-1-0	0-2-0	1-3-0	8-14
1975-76	0-2-0	0-2-0	0-4-0	8-21
1976-77	1-1-0	0-1-1	1-2-1	11-15
1977-78	0-2-0	1-1-0	1-3-0	7-13
1978-79	1-3-0	1-2-1	2-5-1	18-30
1978-80	0-1-1	1-1-0	1-2-1	11-16
1980-81	1-0-1	0-0-2	1-0-3	9-7
1981-82	0-0-1	1-1-0	1-1-1	13-12
1982-83	2-0-0	0-0-1	2-0-1	9-4
1983-84	1-0-0	1-1-0	2-1-0	13-7
1984-85	0-2-0	0-1-0	0-3-0	13-20
1985-86	0-1-0	1-1-0	1-2-0	8-12
1986-87	2-0-0	1-0-0	3-0-0	15-8
1987-88	0-1-0	1-0-1	1-1-1	9-12
1988-89	1-0-1	0-0-1	1-0-2	8-5
1989-90	1-0-0	0-1-1	1-1-1	8-8
1990-91	1-1-0	0-0-1	1-1-1	14-13
1991-92	2-0-0	1-0-0	3-0-0	10-4
1992-93	1-0-0	1-0-0	2-0-0	7-4

2011-12 DALLAS STARS MEDIA GUIDE

1993-94	0-1-0	1-0-0	1-1-0	7-7
1994-95	-	-	-	-
1995-96	1-0-0	0-1-0	1-1-0	4-2
1996-97	1-0-0	0-1-0	1-1-0	3-3
1997-98	1-0-0	1-0-0	2-0-0	12-6
1998-99	1-0-0	0-1-0	1-1-0	5-3
1999-00	0-1-0	-	0-1-0	1-3
2000-01	1-0-0	0-0-1	1-0-1	6-3
2001-02	1-0-0	-	1-0-0	4-3
2002-03	1-0-0	0-1-0	1-1-0	6-5
2003-04	-	0-1-0	0-1-0	3-4
2004-05	-	-	-	-
2005-06	-	0-1-0	0-1-0	3-4
2006-07	-	-	-	-
2007-08	0-1-0	-	0-1-0	1-2
2008-09	0-0-1	-	0-0-1	4-4
2009-10	-	0-1-0	0-1-0	3-5
2010-11	1-0-0	-	1-0-0	4-0
TOTALS	28-22-7	13-30-11	41-52-18	327-360

2011-12 DALLAS STARS MEDIA GUIDE

CALGARY FLAMES

2010-11 Record: 41-29-12

2010 Playoff Record: Did not qualify

2010-11 Top Scorer: Jarome Iginla (82 GP, 43-43-86)

Longest Dallas win streak vs. Calgary: 6, Oct. 29, 2003 – Oct. 22, 2005

Longest Calgary win streak vs. Dallas: 5, Oct. 15, 1991 – Oct. 31, 1992

Longest Dallas undefeated streak vs. Calgary: 7, Jan. 5, 1985 – Jan. 29, 1987 (3-0-4)

Longest Calgary undefeated streak vs. Dallas: 7, Jan. 29, 1987 – Jan. 14, 1989 (4-0-3)

Last Dallas win at home: Jan. 27, 2010 (4-3 SO) (0-0-2 since last win)

Last Calgary win at home: Feb. 16, 2011 (2-4) (0-0-0 since last win)

Last Dallas win at Calgary: Feb. 11, 2011 (3-1) (0-2-0 since last win)

Last Calgary win at Dallas: March 9, 2011 (3-4 SO) (0-0-0 since last win)

Most goals by Dallas vs. Calgary: 8 (2), MR Oct. 16, 1982

Most goals by Calgary vs. Dallas: 10, March 31, 1984 (C, 3-10)

Most goals by both teams: 13, March 31, 1984 (C, 3-10)

Last Dallas shutout vs. Calgary: March 22, 2004 (4-0)

Last Calgary shutout vs. Dallas: March 9, 2006 (0-1)

Last Dallas overtime win vs. Calgary: Dec. 21, 2007 (3-2)

Last Dallas overtime loss vs. Calgary: Nov. 4, 2009 (2-3)

Last Dallas shootout win vs. Calgary: Jan. 27, 2010 (4-3)

Last Dallas shootout loss vs. Calgary: March 9, 2011 (3-4)

Overtime record vs. Calgary: 7-8-16

YEAR	HOME	ROAD	TOTAL	GF/GA
1972-73	2-1-0	1-2-0	3-3-0	18-11
1973-74	2-1-0	0-2-0	2-3-0	14-15
1974-75	0-2-0	1-1-1	1-3-1	14-22
1975-76	1-2-0	0-2-0	1-4-0	11-19
1976-77	1-1-1	0-1-1	1-2-2	13-21
1977-78	1-1-0	0-3-0	1-4-0	14-23
1978-79	1-1-0	1-0-1	2-1-1	14-14
1979-80	1-0-1	0-1-1	1-1-2	12-10
1980-81	2-0-0	0-2-0	2-2-0	16-17
1981-82	1-0-0	0-0-2	1-0-2	12-7
1982-83	1-0-1	0-1-0	1-1-1	15-13
1983-84	1-0-0	0-2-0	1-2-0	14-20
1984-85	0-1-1	0-0-1	0-1-2	12-16
1985-86	1-0-0	1-0-1	2-0-1	15-11
1986-87	1-1-0	0-0-1	1-1-1	12-10
1987-88	0-1-0	0-1-1	0-2-1	8-12
1988-89	0-1-1	0-1-0	0-2-1	4-6
1989-90	1-0-0	0-2-0	1-2-0	6-10
1990-91	1-1-0	0-1-0	1-2-0	12-13
1991-92	0-1-0	0-2-0	0-3-0	8-14
1992-93	1-1-0	0-2-0	1-3-0	13-17
1993-94	2-0-0	1-0-1	3-0-1	13-9
1994-95	0-1-1	1-1-0	1-2-1	8-14

2011-12 DALLAS STARS MEDIA GUIDE

1995-96	1-1-0	2-0-0	3-1-0	19-16
1996-97	1-0-1	1-1-0	2-1-1	11-10
1997-98	2-0-0	1-1-0	3-1-0	12-9
1998-99	1-0-1	1-1-0	2-1-1	8-6
1999-00	1-0-1	0-0-2	1-0-3	8-5
2000-01	0-1-1	1-1-0	1-2-1	11-11
2001-02	0-1-1	1-0-1	1-1-2	11-10
2002-03	1-0-1	0-0-2	1-0-3	9-7
2003-04	2-0-0	2-0-0	4-0-0	16-6
2004-05	-	-	-	-
2005-06	2-0-0	1-1-0	3-1-0	8-6
2006-07	2-0-0	0-2-0	2-2-0	11-11
2007-08	0-1-1	2-0-0	2-1-1	9-9
2008-09	1-1-0	1-1-0	2-2-0	8-6
2009-10	1-0-1	2-0-0	3-0-1	13-9
2010-11	0-0-2	0-2-0	0-2-2	11-16
TOTALS:	36-22-16	21-37-16	57-59-32	444-463

2011-12 DALLAS STARS MEDIA GUIDE

CAROLINA HURRICANES

2010-11 Record: 41-29-12

2010 Playoff Record: Did not qualify

2010-11 Top Scorer: Eric Staal (81 GP, 33-43-76)

Longest Dallas win streak vs. Carolina: 3, Feb. 21, 2003 – Dec. 2, 2005

Longest Carolina win streak vs. Dallas: 2, Oct. 10, 2000 – Oct. 7, 2001

Longest Dallas undefeated streak vs. Carolina: 4, Jan. 3, 1998 – March 21, 1999

Longest Carolina undefeated streak vs. Dallas: 4, Oct. 10, 2000 – Dec. 22, 2002

Last Dallas win at home: Dec. 10, 2010 (2-1 SO) (0-0-0 since last win)

Last Carolina win at home: Dec. 16, 2009 (3-5) (0-1-0 since last win)

Last Dallas win at Carolina: Nov. 29, 2010 (4-1) (0-0-0 since last win)

Last Carolina win at Dallas: None (0-8-1, never won in Dallas)

Most goals by Dallas vs. Carolina: 6 (2), March 20, 1998 (D, 6-1)

Most goals by Carolina vs. Dallas: 5 (3), MR Dec. 16, 2009 (C, 3-5)

Most goals by both teams: 9 (2), MR Nov. 18, 2006 (C, 4-5)

Last Dallas shutout vs. Carolina: Nov. 23, 2009 (2-0)

Last Carolina shutout vs. Dallas: Dec. 22, 2002 (0-1)

Last Dallas overtime win vs. Carolina: Feb. 11, 2003 (2-1)

Last Dallas overtime loss vs. Carolina: None

Last Dallas shootout win vs. Carolina: Dec. 12, 2010 (2-1)

Last Dallas shootout loss vs. Carolina: None

Overtime record vs. Carolina: 4-0-2

YEAR	HOME	ROAD	TOTAL	GF/GA
1979-80	2-0-0	2-0-0	4-0-0	22-6
1980-81	2-0-0	1-1-0	3-1-0	23-11
1981-82	1-0-0	1-1-0	2-1-0	15-13
1982-83	1-0-1	1-0-0	2-0-1	17-11
1983-84	0-1-0	0-2-0	0-3-0	10-17
1984-85	1-1-0	1-0-0	2-1-0	12-11
1985-86	1-0-0	1-1-0	2-1-0	11-8
1986-87	2-0-0	0-1-0	2-1-0	10-10
1987-88	0-1-0	0-2-0	0-3-0	4-19
1988-89	0-2-0	1-0-0	1-2-0	8-9
1989-90	0-1-0	1-1-0	1-2-0	12-13
1990-91	1-1-0	1-0-0	2-1-0	10-5
1991-92	0-1-0	1-0-1	1-1-1	12-12
1992-93	0-1-0	0-0-1	0-1-1	7-8
1993-94	1-0-0	0-0-1	1-0-1	7-3
1994-95	-	-	-	-
1995-96	0-1-0	1-0-0	1-1-0	9-7
1996-97	1-0-0	1-0-0	2-0-0	6-1
1997-98	1-0-0	1-0-0	2-0-0	12-2
1998-99	1-0-0	0-0-1	1-0-1	5-4
1999-00	1-0-0	0-1-0	1-1-0	2-2
2000-01	-	0-1-0	0-1-0	2-5
2001-02	0-0-1	0-1-0	0-1-1	4-7

2011-12 DALLAS STARS MEDIA GUIDE

2002-03	1-0-0	0-1-0	1-1-0	2-2
2003-04	-	1-0-0	1-0-0	3-1
2004-05	-	-	-	-
2005-06	1-0-0	-	1-0-0	4-4
2006-07	-	0-1-0	0-1-0	4-5
2007-08	-	-	-	-
2008-09	1-0-0	-	1-0-0	3-2
2009-10	1-0-0	0-1-0	1-1-0	5-5
2010-11	1-0-0	1-0-0	2-0-0	5-2
TOTALS	36-22-16	21-37-16	57-59-32	444-463

2011-12 DALLAS STARS MEDIA GUIDE

CHICAGO BLACKHAWKS

2010-11 Record: 44-29-9

2010 Playoff Record: 3-4

2010-11 Top Scorer: Jonathan Toews (80 GP, 32-44-76)

Longest Dallas win streak vs. Chicago: 7, March 14, 2004 – Oct. 20, 2006

Longest Chicago win streak vs. Dallas: 7, Dec. 1, 1974 – Nov. 9, 1975

Longest Dallas undefeated streak vs. Chicago: 15, March 18, 2002 – Oct. 20, 2006 (13-0-2)

Longest Chicago undefeated streak vs. Dallas: 8, March 23, 1977 – Oct. 19, 1978

Last Dallas win at home: March 17, 2011 (5-0) (0-0-0 since last win)

Last Chicago win at home: Dec. 8, 2010 (3-5) (0-1-0 since last win)

Last Dallas win at Chicago: Jan. 5, 2011 (4-2) (0-0-0 since last win)

Last Chicago win at Dallas: April 6, 2010 (2-5) (0-1-1 since last win)

Most goals by Dallas vs. Chicago: 10, Nov. 5, 1983 (D, 10-5)

Most goals by Chicago vs. Dallas: 10, Oct. 16, 1968 (C, 4-10)

Most goals by both teams: 15, 10, Nov. 5, 1983 (D, 10-5)

Last Dallas shutout vs. Chicago: March 17, 2011 (5-0)

Last Chicago shutout vs. Dallas: Dec. 23, 1995 (0-2)

Last Dallas overtime win vs. Chicago: Jan. 9, 2003 (4-3)

Last Dallas overtime loss vs. Chicago: Oct. 13, 2007 (1-2)

Last Dallas shootout win vs. Chicago: Feb. 11, 2011 (4-3)

Last Dallas shootout loss vs. Chicago: Feb. 9, 2010 (3-4)

Overtime record vs. Chicago: 4-6-20

YEAR	HOME	ROAD	TOTAL	GF/GA
1967-68	0-2-0	1-1-0	1-3-0	9-13
1968-69	0-2-1	0-3-0	0-5-1	12-34
1969-70	1-1-1	1-2-0	2-3-1	24-25
1970-71	1-2-0	1-1-1	2-3-1	13-21
1971-72	1-2-0	0-3-0	1-5-0	10-21
1972-73	1-1-1	1-2-0	2-3-1	15-19
1973-74	1-1-0	0-2-1	1-3-1	10-19
1974-75	1-2-0	0-3-0	1-5-0	8-22
1975-76	1-2-0	0-3-0	1-5-0	8-19
1976-77	2-0-1	1-2-0	3-2-1	18-18
1977-78	0-3-0	0-2-1	0-5-1	13-27
1978-79	2-0-0	0-2-0	2-2-0	11-19
1979-80	1-1-0	0-1-1	1-2-1	9-11
1980-81	1-1-0	1-1-0	2-2-0	18-17
1981-82	3-1-0	0-2-1	3-3-1	31-28
1982-83	3-0-1	1-3-0	4-3-1	26-29
1983-84	3-1-0	3-1-0	6-2-0	42-30
1984-85	1-2-1	2-2-0	3-4-1	29-32
1985-86	1-2-1	2-1-1	3-3-2	38-34
1986-87	2-1-1	2-1-1	4-2-2	34-28
1987-88	0-3-1	2-2-0	2-5-1	30-40
1988-89	2-1-1	0-3-1	2-4-2	28-30

2011-12 DALLAS STARS MEDIA GUIDE

1989-90	4-0-0	0-3-1	4-3-1	25-23
1990-91	2-1-1	0-4-0	2-5-1	21-31
1991-92	3-1-0	0-3-1	3-4-1	23-29
1992-93	1-3-0	0-3-0	1-6-0	8-18
1993-94	0-2-1	2-1-0	2-3-1	17-17
1994-95	2-1-0	1-1-0	3-2-0	10-10
1995-96	0-1-2	0-3-0	0-4-2	12-21
1996-97	0-2-1	3-0-0	3-2-1	17-17
1997-98	3-0-0	1-0-1	4-0-1	17-4
1998-99	2-0-0	0-1-1	2-1-1	13-8
1999-00	1-0-1	1-1-1	2-1-1	15-14
2000-01	1-1-0	2-0-0	3-1-0	13-6
2001-02	1-0-1	0-1-1	1-1-2	9-8
2002-03	2-0-0	2-0-0	4-0-0	19-7
2003-04	2-0-0	1-0-1	3-0-1	11-3
2004-05	-	-	-	-
2005-06	2-0-0	2-0-0	4-0-0	24-8
2006-07	2-0-0	0-2-0	2-2-0	10-10
2007-08	1-1-0	1-0-1	2-1-1	15-12
2008-09	0-2-0	0-2-0	0-4-0	8-20
2009-10	1-1-0	1-0-1	2-1-1	14-15
2010-11	2-0-0	1-1-0	3-1-0	15-10
TOTALS:	60-47-17	36-69-17	96-116-34	753-828

2011-12 DALLAS STARS MEDIA GUIDE

COLORADO AVALANCHE

2010-11 Record: 30-44-8

2010 Playoff Record: Did not qualify

2010-11 Top Scorer: Matt Duchene (80 GP, 27-40-67)

Longest Dallas win streak vs. Colorado: 7, Nov. 5, 2005 – Feb. 11, 2007

Longest Colorado win streak vs. Dallas: 3 (2), MR March 14, 2010 – Nov. 20, 2010

Longest Dallas undefeated streak vs. Colorado: 7, Nov. 5, 2005 – Feb. 11, 2007

Longest Chicago undefeated streak vs. Dallas: 5, Feb. 27, 2000 – Dec. 1, 2000

Last Dallas win at home: April 7, 2011 (4-2) (0-0-0 since last win)

Last Colorado win at home: Nov. 6, 2010 (0-5) (0-1-0 since last win)

Last Dallas win at Chicago: April 8, 2011 (3-2) (0-0-0 since last win)

Last Colorado win at Dallas: Nov. 20, 2010 (3-4 SO) (0-1-0 since last win)

Most goals by Dallas vs. Colorado: 7 (2), MR Feb. 11, 2007 (D, 7-5)

Most goals by Colorado vs. Dallas: 6 (2), MR Dec. 3, 1995 (D, 7-6)

Most goals by both teams: 13, Dec. 3, 1995 (D, 7-6)

Last Dallas shutout vs. Chicago: March 9, 2008 (3-0)

Last Chicago shutout vs. Dallas: Nov. 6, 2010 (0-5)

Last Dallas overtime win vs. Colorado: Oct. 4, 2006 (3-2)

Last Dallas overtime loss vs. Colorado: April 2, 2000 (2-3)

Last Dallas shootout win vs. Colorado: April 9, 2009 (3-2)

Last Dallas shootout loss vs. Colorado: Nov. 20, 2010 (3-4)

Overtime record vs. Colorado: 6-4-8

YEAR	HOME	ROAD	TOTAL	GF/GA
1979-80	2-0-0	0-1-1	2-1-1	20-13
1980-81	2-0-0	0-2-0	2-2-0	15-14
1981-82	1-0-1	1-0-0	2-0-1	13-8
1982-83	1-0-0	0-2-0	1-2-0	10-13
1983-84	0-1-1	0-1-0	0-2-1	9-23
1984-85	0-1-0	0-2-0	0-3-0	4-17
1985-86	1-1-0	0-1-0	1-2-0	7-6
1986-87	0-1-0	0-1-1	0-2-1	9-13
1987-88	0-2-0	1-0-0	1-2-0	8-15
1988-89	1-0-0	0-2-0	1-2-0	9-13
1989-90	2-0-0	0-1-0	2-1-0	12-13
1990-91	1-0-0	2-0-0	3-0-0	11-6
1991-92	1-0-0	0-2-0	1-2-0	5-10
1992-93	1-0-0	1-0-0	2-0-0	12-6
1993-94	0-1-0	0-1-0	0-2-0	6-9
1994-95	-	-	-	-
1995-96	0-2-0	1-0-1	1-2-1	10-17
1996-97	1-1-0	1-1-0	2-2-0	13-8
1997-98	2-0-0	1-0-1	3-0-1	11-7
1998-99	0-1-1	1-1-0	1-2-1	6-8
1999-00	0-0-3	1-0-1	1-0-4	8-10
2000-01	1-0-1	0-2-0	1-2-1	9-11
2001-02	1-1-0	1-0-1	2-1-1	7-6

2011-12 DALLAS STARS MEDIA GUIDE

2002-03	2-0-0	0-0-2	2-0-2	12-7
2003-04	1-1-0	0-2-0	1-3-0	8-12
2004-05	-	-	-	-
2005-06	1-1-0	2-0-0	3-1-0	13-10
2006-07	2-0-0	2-0-0	4-0-0	20-15
2007-08	2-0-0	0-2-0	2-2-0	13-8
2008-09	1-1-0	1-1-0	2-2-0	9-11
2009-10	1-1-0	0-2-0	1-3-0	7-15
2010-11	1-0-1	1-1-0	2-1-1	10-12
TOTALS:	29-16-8	17-28-8	46-44-16	308-337

2011-12 DALLAS STARS MEDIA GUIDE

COLUMBUS BLUE JACKETS

2010-11 Record: 34-35-13

2010 Playoff Record: Did not qualify

2010-11 Top Scorer: Rick Nash (75 GP, 32-34-66)

Longest Dallas win streak vs. Columbus: 10, Nov. 17, 2002 – April 11, 2006

Longest Columbus win streak vs. Dallas: 3 (2), MR Jan. 10, 2010 – Dec. 6, 2010

Longest Dallas undefeated streak vs. Columbus: 10, Nov. 17, 2002 – April 11, 2006

Longest Columbus undefeated streak vs. Dallas: 3 (2), MR Jan. 10, 2010 – Dec. 6, 2010

Last Dallas win at home: April 5, 2011 (3-0) (0-0-0 since last win)

Last Columbus win at home: Dec. 6, 2010 (2-3 SO) (0-0-1 since last win)

Last Dallas win at Columbus: Dec. 18, 2010 (2-1) (0-0-0 since last win)

Last Columbus win at Dallas: Feb. 13, 2011 (1-2) (0-1-0 since last win)

Most goals by Dallas vs. Columbus: 7, January 31, 2009 (D, 7-3)

Most goals by Columbus vs. Dallas: 5 (3), MR Dec. 18, 2008 (D, 6-5 SO)

Most goals by both teams: 10 (2), MR Jan. 31, 2009 (D, 7-3)

Last Dallas shutout vs. Columbus: April 5, 2011 (3-0)

Last Columbus shutout vs. Dallas: Jan. 10, 2010 (0-2)

Last Dallas overtime win vs. Columbus: Nov. 17, 2002 (3-2)

Last Dallas overtime loss vs. Columbus: Oct. 10, 2008 (4-5)

Last Dallas shootout win vs. Columbus: Feb. 16, 2008 (3-2)

Last Dallas shootout loss vs. Columbus: Dec. 6, 2010 (2-3)

Overtime record vs. Columbus: 5-5-0

YEAR	HOME	ROAD	TOTAL	GF/GA
2000-01	2-0-0	1-1-0	3-1-0	13-5
2001-02	2-0-0	2-0-0	4-0-0	16-8
2002-03	2-0-0	1-1-0	3-1-0	11-8
2003-04	2-0-0	2-0-0	4-0-0	12-7
2004-05	-	-	-	-
2005-06	2-0-0	1-0-1	3-0-1	18-13
2006-07	0-1-1	1-0-1	1-1-2	7-8
2007-08	1-1-0	2-0-0	3-1-0	8-8
2008-09	1-0-1	2-0-0	3-0-1	18-15
2009-10	1-1-0	0-2-0	1-3-0	5-9
2010-11	1-1-0	1-0-1	2-1-1	8-5
TOTALS:	14-4-2	13-4-3	27-8-5	87-59

2011-12 DALLAS STARS MEDIA GUIDE

DETROIT RED WINGS

2010-11 Record: 47-25-10

2010 Playoff Record: 7-4

2010-11 Top Scorer: Henrik Zetterberg (80 GP, 24-56-80)

Longest Dallas win streak vs. Detroit: 8, Jan. 19, 1983 – Jan. 21, 1984

Longest Detroit win streak vs. Dallas: 8, March 16, 1995 – Dec. 29, 1995

Longest Dallas undefeated streak vs. Detroit: 17, Jan. 27, 1982 – Jan. 21, 1984 (15-0-2)

Longest Detroit undefeated streak vs. Dallas: 11, March 16, 1995 – April 14, 1996 (10-0-1)

Last Dallas win at home: Oct. 14, 2010 (4-1) (0-0-0 since last win)

Last Detroit win at home: Nov. 30, 2009 (1-4) (0-1-1 since last win)

Last Dallas win at Detroit: Feb. 24, 2011 (4-1) (0-0-0 since last win)

Last Detroit win at Dallas: Dec. 29, 2010 (3-7) (0-0-0 since last win)

Most goals by Dallas vs. Detroit: 10 (2), MR Dec. 11, 1985 (DAL, 10-2)

Most goals by Detroit vs. Dallas: 10, Nov. 27, 1993 (DET, 4-10)

Most goals by both teams: 14 (3), MR Nov. 27, 1993 (DET, 3-10)

Last Dallas shutout vs. Detroit: Feb. 17, 2008 (1-0)

Last Detroit shutout vs. Dallas: Jan. 5, 2008 (0-3)

Last Dallas overtime win vs. Detroit: Dec. 19, 2010 (4-3)

Last Dallas overtime loss vs. Detroit: Oct. 31, 2001 (3-4)

Last Dallas shootout win vs. Detroit: Jan. 16, 2010 (3-2)

Last Dallas shootout loss vs. Detroit: None

Overtime record vs. Detroit: 6-2-17

YEAR	HOME	ROAD	TOTAL	GF/GA
1967-68	2-0-0	0-2-0	2-2-0	9-13
1968-69	2-1-0	0-3-0	2-4-0	21-26
1969-70	0-1-2	1-0-2	1-1-4	12-15
1970-71	1-1-1	2-1-0	3-2-1	17-15
1971-72	2-1-0	2-1-0	4-2-0	18-14
1972-73	2-0-0	1-1-1	3-1-1	23-14
1973-74	1-1-1	0-1-1	1-2-2	17-19
1974-75	2-0-0	0-0-2	2-0-2	19-15
1975-76	1-1-0	0-2-0	1-3-0	7-16
1976-77	1-0-1	2-0-0	3-0-1	14-6
1977-78	0-2-0	0-2-0	0-4-0	7-14
1978-79	2-0-0	0-1-1	2-1-1	16-9
1979-80	0-1-1	1-1-0	1-2-1	17-18
1980-81	1-0-1	1-0-1	2-0-2	19-9
1981-82	4-0-0	2-1-0	6-1-0	35-26
1982-83	2-0-2	4-0-0	6-0-2	36-22
1983-84	3-1-0	3-1-0	6-2-0	40-26
1984-85	1-1-2	1-2-1	2-3-3	28-33
1985-86	3-1-0	3-0-1	6-1-1	52-28
1986-87	0-4-0	0-3-1	0-7-1	23-38
1987-88	3-1-0	0-3-1	3-4-1	26-30
1988-89	2-2-0	1-3-0	3-5-0	24-30

2011-12 DALLAS STARS MEDIA GUIDE

1989-90	3-1-0	1-3-0	4-4-0	25-27
1990-91	3-0-1	1-3-0	4-3-1	33-29
1991-92	2-1-1	2-2-0	4-3-1	27-29
1992-93	0-3-1	1-2-0	1-5-1	15-32
1993-94	2-1-0	1-2-0	3-3-0	22-35
1994-95	0-2-0	0-3-0	0-5-0	11-19
1995-96	0-3-0	0-2-1	0-5-1	7-22
1996-97	3-0-0	1-2-0	4-2-0	19-16
1997-98	1-0-1	0-2-1	1-2-2	11-13
1998-99	1-1-0	2-0-0	3-1-0	11-7
1999-00	0-2-0	2-0-0	2-2-0	13-13
2000-01	0-2-0	1-1-0	1-3-0	6-9
2001-02	1-0-1	1-1-0	2-1-1	13-14
2002-03	0-0-2	0-0-2	0-0-4	9-9
2003-04	0-1-1	0-2-0	0-3-1	4-15
2004-05	-	-	-	-
2005-06	1-1-0	1-1-0	2-2-0	11-11
2006-07	0-2-0	1-1-0	1-3-0	9-12
2007-08	1-1-0	0-2-0	1-3-0	5-12
2008-09	2-0-0	1-1-0	3-1-0	13-13
2009-10	2-0-0	1-1-0	3-1-0	10-10
2010-11	1-1-0	2-0-0	3-1-0	15-12
TOTALS:	58-41-19	43-59-16	101-100-35	770-795

2011-12 DALLAS STARS MEDIA GUIDE

EDMONTON OILERS

2010-11 Record: 25-45-12

2010 Playoff Record: Did not qualify

2010-11 Top Scorer: Jordan Eberle (69 GP, 18-25-43)

Longest Dallas win streak vs. Edmonton: 10, Jan. 24, 1996 – Dec. 20, 1997

Longest Edmonton win streak vs. Dallas: 5, Jan. 4, 1984 – Dec. 7, 1985

Longest Dallas undefeated streak vs. Edmonton: 10 (2), MR Dec. 6, 1998 – Feb. 2, 2001 (8-0-2)

Longest Edmonton undefeated streak vs. Dallas: 13, March 21, 1986 – Feb. 18, 1990 (9-0-4)

Last Dallas win at home: Jan. 26, 2011 (3-1) (0-0-0 since last win)

Last Edmonton win at home: Feb. 15, 2011 (1-4) (0-0-0 since last win)

Last Dallas win at Edmonton: Jan. 20, 2011 (4-2) (0-1-0 since last win)

Last Edmonton win at Dallas: Dec. 5, 2009 (2-3 OT) (0-3-0 since last win)

Most goals by Dallas vs. Edmonton: 8, Jan. 4, 1984 (E, 8-12)

Most goals by Edmonton vs. Dallas: 12, Jan. 4, 1984 (E, 8-12)

Most goals by both teams: 20, Jan. 4, 1984 (E, 8-12)

Last Dallas shutout vs. Edmonton: Dec. 8, 2006 (0-2)

Last Edmonton shutout vs. Dallas: Nov. 7, 2005 (4-0)

Dallas overtime win vs. Edmonton: Dec. 10, 2007 (5-4)

Last Dallas overtime loss vs. Edmonton: Dec. 5, 2009 (2-3)

Last Dallas shootout win vs. Edmonton: Dec. 18, 2007 (2-1)

Last Dallas shootout loss vs. Edmonton: None

Overtime record vs. Edmonton: 9-7-11

YEAR	HOME	ROAD	TOTAL	GF/GA
1979-80	1-1-0	0-0-2	1-1-2	15-12
1980-81	1-1-0	1-0-1	2-1-1	14-9
1981-82	0-0-1	0-2-0	0-2-1	12-18
1982-83	1-1-0	0-1-0	1-2-0	11-22
1983-84	0-0-1	0-2-0	0-2-1	13-18
1984-85	0-2-0	0-1-0	0-3-0	11-18
1985-86	1-0-0	0-2-0	1-2-0	12-13
1986-87	0-2-0	0-0-1	0-2-1	9-11
1987-88	0-0-1	0-2-0	0-2-1	12-21
1988-89	0-1-1	0-0-1	0-1-2	8-9
1989-90	0-1-0	0-2-0	0-3-0	3-14
1990-91	2-0-0	0-0-1	2-0-1	11-3
1991-92	0-2-0	0-1-0	0-3-0	11-17
1992-93	0-1-0	0-2-0	0-3-1	8-15
1993-94	2-0-0	2-0-0	4-0-0	20-13
1994-95	1-0-1	1-1-0	2-1-1	12-10
1995-96	1-1-0	2-0-0	3-1-0	18-10
1996-97	2-0-0	2-0-0	4-0-0	18-6
1997-98	2-0-0	1-1-0	3-1-0	10-8
1998-99	2-0-0	1-0-1	3-0-1	19-9
1999-00	2-0-0	1-0-1	3-0-1	9-6

2011-12 DALLAS STARS MEDIA GUIDE

2000-01	2-0-0	1-0-1	3-0-1	15-11
2001-02	1-0-1	1-1-0	2-1-1	13-8
2002-03	2-0-0	1-1-0	3-1-0	14-8
2003-04	1-1-0	1-1-0	2-2-0	10-13
2004-05	-	-	-	-
2005-06	1-1-0	2-0-0	3-1-0	14-10
2006-07	1-1-0	2-0-0	3-1-0	12-11
2007-08	2-0-0	2-0-0	4-0-0	15-8
2008-09	2-0-0	0-2-0	2-2-0	11-14
2009-10	1-0-1	1-0-1	2-0-2	16-12
2010-11	2-0-0	1-1-0	3-1-0	11-9
TOTALS:	33-16-8	23-23-10	56-39-18	388-368

2011-12 DALLAS STARS MEDIA GUIDE

FLORIDA PANTHERS

2010-11 Record: 30-40-12

2010 Playoff Record: Did not qualify

2010-11 Top Scorer: Stephen Weiss (76 GP, 21-28-49)

Longest Dallas win streak vs. Florida: 4, Jan. 30, 1999 – March 29, 2000

Longest Florida win streak vs. Dallas: 2 (3), MR March 28, 2009 – Oct. 30, 2009

Longest Dallas undefeated streak vs. Florida: 4, Jan. 30, 1999 – March 29, 2000 (4-0-0)

Longest Florida undefeated streak vs. Dallas: 4, Jan. 12, 1996 – Dec. 8, 1996 (2-0-2)

Last Dallas win at home: Dec. 7, 2005 (4-3) (0-1-1 since last win)

Last Florida win at home: March 1, 2007 (1-2 OT) (2-0-0 since last win)

Last Dallas win at Florida: Oct. 21, 2010 (4-1) (0-0-0 since last win)

Last Florida win at Dallas: Oct. 30, 2009 (5-6 OT) (0-0-0 since last win)

Most goals by Dallas vs. Florida: 6, Jan. 12, 1996 (Tie, 6-6)

Most goals by Florida vs. Dallas: 6 (3), MR Oct. 30, 2009 (F, 5-6)

Most goals by both teams: 12, Jan. 12, 1996 (Tie, 6-6)

Last Dallas shutout vs. Florida: Dec. 27, 2002 (4-0)

Last Florida shutout vs. Dallas: Dec. 19, 2003 (0-1)

Dallas overtime win vs. Florida: None

Last Dallas overtime loss vs. Florida: Oct. 30, 2009 (5-6)

Last Dallas shootout win vs. Florida: None

Last Dallas shootout loss vs. Florida: None

Overtime record vs. Florida: 0-4-3

YEAR	HOME	ROAD	TOTAL	GF/GA
1993-94	0-0-1	1-0-0	1-0-1	9-8
1994-95	-	-	-	-
1995-96	0-0-1	0-1-0	0-1-1	10-12
1996-97	0-1-0	0-0-1	0-1-1	2-3
1997-98	1-0-0	0-1-0	1-1-0	6-3
1998-99	1-0-0	1-0-0	2-0-0	7-3
1999-00	1-0-0	1-0-0	2-0-0	8-4
2000-01	-	0-1-0	0-1-0	0-2
2001-02	0-1-0	1-0-0	1-1-0	5-5
2002-03	0-0-1	1-0-0	1-0-1	6-3
2003-04	-	0-1-0	0-1-0	0-1
2004-05	-	-	-	-
2005-06	1-0-0	-	1-0-0	4-3
2006-07	-	0-0-1	0-0-1	1-2
2007-08	-	-	-	-
2008-09	0-1-0	1-0-0	1-1-0	7-7
2009-10	0-0-1	0-0-0	0-0-1	5-5
2010-11	-	1-0-0	1-0-0	4-1
TOTALS:	4-3-4	7-4-2	11-7-6	37-26

2011-12 DALLAS STARS MEDIA GUIDE

LOS ANGELES KINGS

2010-11 Record: 46-30-6

2010 Playoff Record: 2-4

2010-11 Top Scorer: Anze Kopitar (75 GP, 25-48-73)

Longest Dallas win streak vs. Los Angeles: 11, March 17, 1998 – Jan. 26, 2000

Longest Los Angeles win streak vs. Dallas: 5 (3), MR Oct. 19, 2009 – March 12, 2010

Longest Dallas undefeated streak vs. Los Angeles: 22, Nov. 8, 1995 – Jan. 26, 2000 (16-0-6)

Longest Los Angeles undefeated streak vs. Dallas: 9, April 7, 1979 – March 28, 1981 (7-0-2)

Last Dallas win at home: Jan. 17, 2011 (2-1) (0-1-0 since last win)

Last Los Angeles win at home: April 2, 2011 (1-3) (0-0-0 since last win)

Last Dallas win at Los Angeles: March 7, 2011 (4-3 OT) (0-1-0 since last win)

Last Los Angeles win at Dallas: March 13, 2011 (2-3) (0-0-0 since last win)

Most goals by Dallas vs. Los Angeles: 9, Jan. 16, 1984 (D, 9-3)

Most goals by Los Angeles vs. Dallas: 10 (2), Feb. 17, 1993 (LA, 5-10)

Most goals by both teams: 15, Feb. 17, 1993 (LA, 5-10)

Last Dallas shutout vs. Los Angeles: Nov. 19, 2007 (3-0)

Last Los Angeles shutout vs. Dallas: March 26, 2009 (0-1)

Dallas overtime win vs. Los Angeles: March 7, 2011 (4-3)

Last Dallas overtime loss vs. Los Angeles: Oct. 30, 2009 (5-6)

Last Dallas shootout win vs. Los Angeles: Jan. 17, 2009 (3-2)

Last Dallas shootout loss vs. Los Angeles: March 12, 2010 (1-2)

Overtime record vs. Los Angeles: 7-9-14

YEAR	HOME	ROAD	TOTAL	GF/GA
1967-68	3-1-1	3-1-1	6-2-2	37-18
1968-69	4-0-0	0-1-3	4-1-3	27-20
1969-70	2-1-1	0-1-3	2-2-4	25-23
1970-71	3-0-0	2-0-1	5-0-1	24-10
1971-72	3-0-0	3-0-0	6-0-0	24-12
1972-73	1-0-2	2-0-0	3-0-2	18-11
1973-74	3-0-0	0-2-1	3-2-1	20-15
1974-75	0-2-0	0-2-0	0-4-0	10-20
1975-76	1-0-1	0-2-0	1-2-1	9-11
1976-77	2-0-0	1-1-0	3-1-0	18-14
1977-78	1-1-0	0-1-1	1-2-1	8-14
1978-79	1-1-0	0-2-0	1-3-0	7-19
1979-80	0-1-1	0-1-1	0-2-2	18-20
1980-81	0-2-0	0-2-0	0-4-0	11-24
1981-82	2-0-0	0-0-1	2-0-1	13-8
1982-83	1-0-0	1-1-0	2-1-0	21-14
1983-84	1-1-0	0-0-1	1-1-1	14-9
1984-85	0-1-0	1-1-0	1-1-1	12-8
1985-86	1-1-0	0-1-0	1-2-0	10-10
1986-87	1-0-0	1-0-1	2-0-1	16-10
1987-88	0-2-0	0-1-0	0-3-0	8-15

2011-12 DALLAS STARS MEDIA GUIDE

1988-89	1-0-0	0-2-0	1-2-0	11-18
1989-90	2-0-0	0-1-0	2-1-0	13-9
1990-91	0-1-0	0-2-0	0-3-0	9-15
1991-92	0-0-1	1-1-0	1-1-1	7-9
1992-93	0-1-1	1-0-0	1-1-1	13-15
1993-94	2-0-0	1-0-1	3-0-1	14-8
1994-95	1-1-0	1-1-0	2-2-0	15-10
1995-96	0-0-2	0-0-2	0-0-4	13-13
1996-97	2-0-0	1-0-1	3-0-1	14-7
1997-98	1-0-1	2-0-0	3-0-1	15-7
1998-99	3-0-0	3-0-0	6-0-0	19-10
1999-00	3-0-0	1-2-0	4-2-0	19-12
2000-01	2-1-0	0-2-0	2-3-0	11-22
2001-02	2-0-0	1-2-0	3-2-0	10-11
2002-03	2-1-0	1-1-0	3-2-0	13-12
2003-04	1-1-1	1-1-1	2-2-2	11-12
2004-05	-	-	-	-
2005-06	1-3-0	1-2-1	2-5-1	23-31
2006-07	4-0-0	4-0-0	8-0-0	31-16
2007-08	3-1-1	1-1-2	4-2-2	30-19
2008-09	1-1-1	1-0-2	2-1-3	13-14
2009-10	0-3-0	1-0-2	1-3-2	13-18
2010-11	1-2-0	1-2-0	2-4-0	12-18
TOTALS:	62-28-15	37-40-26	99-68-41	680-616

2011-12 DALLAS STARS MEDIA GUIDE

MINNESOTA WILD

2010-11 Record: 39-35-8

2010 Playoff Record: Did not qualify

2010-11 Top Scorer: Martin Havlat (78 GP, 22-40-62)

Longest Dallas win streak vs. Minnesota: 6 (2), Jan. 18, 2010 – March 11, 2011

Longest Minnesota win streak vs. Dallas: 2 (4), April 7, 2009 – Nov. 7, 2009

Longest Dallas undefeated streak vs. Minnesota: 6 (2), Jan. 18, 2010 – March 11, 2011

Longest Minnesota undefeated streak vs. Dallas: 3, March 8, 2002 – Oct. 17, 2002

Last Dallas win at home: March 11, 2011 (4-0) (0-0-0 since last win)

Last Minnesota win at home: April 10, 2011 (3-5) (0-0-0 since last win)

Last Dallas win at Minnesota: Jan. 9, 2011 (4-0) (0-1-0 since last win)

Last Minnesota win at Dallas: March 21, 2003 (2-3 OT) (14-0-0 since last win)

Most goals by Dallas vs. Minnesota: 8, Dec. 26, 2007 (D, 8-3)

Most goals by Minnesota vs. Dallas: 6 (2), MR Jan. 3, 2008 (M, 3-6)

Most goals by both teams: 11, Dec. 26, 2007 (D, 8-3)

Last Dallas shutout vs. Minnesota: March 11, 2011 (4-0)

Last Minnesota shutout vs. Dallas: Dec. 12, 2000 (0-6)

Dallas overtime win vs. Minnesota: Dec. 4, 2010 (4-3)

Last Dallas overtime loss vs. Minnesota: March 21, 2003 (2-3)

Last Dallas shootout win vs. Minnesota: April 10, 2010 (4-3)

Last Dallas shootout loss vs. Minnesota: Feb. 20, 2007 (1-2)

Overtime record vs. Minnesota: 6-2-1

YEAR	HOME	ROAD	TOTAL	GF/GA
2000-01	1-1-0	1-1-0	2-2-0	11-11
2001-02	0-1-1	2-0-0	2-1-1	14-13
2002-03	0-2-0	1-0-1	1-2-1	10-10
2003-04	2-0-0	1-1-0	3-1-0	11-7
2004-05	-	-	-	-
2005-06	2-0-0	1-1-0	3-1-0	11-8
2006-07	2-0-0	1-0-1	3-0-1	11-8
2007-08	2-0-0	1-1-0	3-1-0	15-10
2008-09	2-0-0	1-1-0	3-1-0	12-10
2009-10	2-0-0	1-1-0	3-1-0	13-11
2010-11	2-0-0	1-1-0	3-1-0	15-8
TOTALS:	16-2-2	10-9-1	26-11-3	124-96

2011-12 DALLAS STARS MEDIA GUIDE

MONTREAL CANADIENS

2010-11 Record: 44-30-8

2010 Playoff Record: 3-4

2010-11 Top Scorer: Tomas Plekanec (77 GP, 22-35-57)

Longest Dallas win streak vs. Montreal: 2 (5), MR Feb. 26, 2011

Longest Montreal win streak vs. Dallas: 10, Nov. 4, 1974 – Nov. 19, 1976

Longest Dallas undefeated streak vs. Montreal: 8, Dec. 11, 1998 – Dec. 31, 2002 (5-0-3)

Longest Montreal undefeated streak vs. Dallas: 13, Nov. 4, 1974 – Oct. 12, 1977 (12-0-1)

Last Dallas win at home: Dec. 21, 2010 (5-2) (0-0-0 since last win)

Last Montreal win at home: Jan. 14, 2010 (3-5) (0-0-0 since last win)

Last Dallas win at Montreal: Nov. 12, 2002 (4-2) (0-2-0 since last win)

Last Montreal win at Dallas: March 8, 2009 (1-3) (0-1-0 since last win)

Most goals by Dallas vs. Montreal: 7, March 12, 1984 (D, 7-6 OT)

Most goals by Montreal vs. Dallas: 9, Nov. 18, 1974 (M, 4-9)

Most goals by both teams: 13 (2), March 12, 1984 (D, 7-6 OT)

Last Dallas shutout vs. Montreal: Nov. 11, 2000 (2-0)

Last Montreal shutout vs. Dallas: Feb. 17, 1992 (0-8)

Dallas overtime win vs. Montreal: Feb. 10, 1986 (4-3)

Last Dallas overtime loss vs. Montreal: Oct. 20, 1983 (4-5)

Last Dallas shootout win vs. Montreal: None

Last Dallas shootout loss vs. Montreal: None

Overtime record vs. Montreal: 2-1-9

YEAR	HOME	ROAD	TOTAL	GF/GA
1967-68	1-1-0	0-1-1	1-2-1	7-14
1968-69	0-3-0	0-2-1	0-5-1	14-27
1969-70	1-1-1	1-1-1	2-2-2	17-16
1970-71	0-1-2	1-2-0	1-3-2	13-21
1971-72	0-2-1	1-2-0	1-4-1	16-23
1972-73	1-1-0	0-2-1	1-3-1	9-20
1973-74	1-2-0	0-2-0	1-4-0	12-22
1974-75	0-2-0	0-2-0	0-4-0	8-27
1975-76	0-2-0	0-2-0	0-4-0	2-16
1976-77	0-2-0	0-1-1	0-3-1	12-21
1977-78	1-1-0	1-1-0	2-2-0	13-17
1978-79	1-1-0	0-2-0	1-3-0	9-14
1979-80	1-1-0	0-2-0	1-3-0	12-17
1980-81	1-0-1	1-1-0	2-1-1	11-13
1981-82	0-0-2	0-1-0	0-1-2	10-14
1982-83	0-1-0	0-2-0	0-3-0	8-16
1983-84	1-1-0	1-0-0	2-1-0	15-14
1984-85	1-0-0	1-1-0	2-1-0	10-9
1985-86	0-1-1	1-0-0	1-1-1	9-11
1986-87	0-1-0	1-1-0	1-2-0	12-14
1987-88	1-0-1	0-1-0	1-1-1	7-9
1988-89	0-0-1	0-1-1	0-1-2	6-7
1989-90	1-1-0	0-1-0	1-2-0	7-10

2011-12 DALLAS STARS MEDIA GUIDE

1990-91	0-1-0	0-1-1	0-2-1	6-12
1991-92	1-1-0	0-1-0	1-2-0	6-14
1992-93	1-0-0	0-1-0	1-1-0	5-11
1993-94	0-0-1	0-1-0	0-1-1	4-7
1994-95	-	-	-	-
1995-96	0-1-0	0-1-0	0-2-0	3-8
1996-97	0-1-0	1-0-0	1-1-0	6-7
1997-98	0-1-0	0-1-0	0-2-0	5-9
1998-99	1-0-0	0-0-1	1-0-1	5-4
1999-00	-	1-0-0	1-0-0	3-2
2000-01	1-0-0	-	1-0-0	2-0
2001-02	-	0-0-1	0-0-1	3-3
2002-03	1-0-0	1-0-0	2-0-0	9-3
2003-04	0-0-1	-	0-0-1	1-1
2004-05	-	-	-	-
2005-06	-	0-1-0	0-1-0	2-4
2006-07	-	-	-	-
2007-08	1-0-0	-	1-0-0	4-1
2008-09	0-1-0	-	0-1-0	1-3
2009-10	-	0-1-0	0-1-0	3-5
2010-11	1-0-0	-	1-0-0	5-2
TOTALS	19-31-12	12-39-9	31-70-21	312-468

2011-12 DALLAS STARS MEDIA GUIDE

NASHVILLE PREDATORS

2010-11 Record: 44-27-11

2010 Playoff Record: 6-6

2010-11 Top Scorer: Martin Erat (64 GP, 17-33-50)

Longest Dallas win streak vs. Nashville: 6, Nov. 22, 2000 – Nov. 2, 2001

Longest Nashville win streak vs. Dallas: 5, Nov. 3, 2001 – March 7, 2003

Longest Dallas undefeated streak vs. Nashville: 6, Nov. 22, 2000 – Nov. 2, 2001 (6-0-0)

Longest Nashville undefeated streak vs. Dallas: 5, Nov. 3, 2001 – March 7, 2003 (5-0-0)

Last Dallas win at home: Feb. 26, 2011 (3-2) (0-0-0 since last win)

Last Nashville win at home: March 26, 2011 (2-4) (0-0-0 since last win)

Last Dallas win at Nashville: Dec. 28, 2010 (4-2) (0-1-0 since last win)

Last Nashville win at Dallas: Oct. 23, 2010 (0-1) (0-1-0 since last win)

Most goals by Dallas vs. Nashville: 7, Nov. 2, 2003 (D, 7-3)

Most goals by Nashville vs. Dallas: 5 (4), MR Oct. 6, 2007 (N, 1-5)

Most goals by both teams: 10 (2), MR Oct. 15, 2008 (D, 6-4)

Last Dallas shutout vs. Nashville: Oct. 14, 2009 (6-0)

Last Nashville shutout vs. Dallas: Oct. 23, 2010 (0-1)

Dallas overtime win vs. Nashville: Jan. 17, 2001 (4-3)

Last Dallas overtime loss vs. Nashville: None

Last Dallas shootout win vs. Nashville: None

Last Dallas shootout loss vs. Nashville: Oct. 3, 2009 (2-3)

Overtime record vs. Nashville: 1-1-1

YEAR	HOME	ROAD	TOTAL	GF/GA
1998-99	1-1-0	2-0-0	3-1-0	9-5
1999-00	2-0-0	0-2-0	2-2-0	10-9
2000-01	2-0-0	2-0-0	4-0-0	12-5
2001-02	2-0-0	0-2-0	2-2-0	9-7
2002-03	1-1-0	0-2-0	1-3-0	6-10
2003-04	2-0-0	1-0-1	3-0-1	13-6
2004-05	-	-	-	-
2005-06	2-0-0	1-1-0	3-1-0	12-9
2006-07	2-0-0	1-1-0	3-1-0	11-6
2007-08	0-2-0	1-1-0	1-3-0	8-12
2008-09	2-0-0	0-2-0	2-2-0	11-11
2009-10	1-0-1	1-1-0	2-1-1	13-7
2010-11	1-1-0	1-1-0	2-2-0	9-9
TOTALS:	18-5-1	10-13-1	28-18-2	123-97

2011-12 DALLAS STARS MEDIA GUIDE

NEW JERSEY DEVILS

2010-11 Record: 44-27-11

2010 Playoff Record: 6-6

2010-11 Top Scorer: Patrik Elias (81 GP, 21-41-62)

Longest Dallas win streak vs. New Jersey: 4 (2), MR Dec. 22, 1985 – Dec. 4, 1986

Longest New Jersey win streak vs. Dallas: 4, March 27, 1987 – Feb. 28, 1988

Longest Dallas undefeated streak vs. New Jersey: 4 (2), MR Dec. 22, 1985 – Dec. 4, 1986 (4-0-0)

Longest New Jersey undefeated streak vs. Dallas: 4, March 27, 1987 – Feb. 28, 1988 (4-0-0)

Last Dallas win at home: Nov. 21, 2009 (5-3) (0-1-0 since last win)

Last New Jersey win at home: Jan. 5, 2010 (0-4) (0-0-1 since last win)

Last Dallas win at New Jersey: Oct. 8, 2010 (4-3 OT) (0-0-0 since last win)

Last New Jersey win at Dallas: Feb. 22, 2011 (0-1) (0-0-0 since last win)

Most goals by Dallas vs. New Jersey: 8, Dec. 22, 1986 (D, 8-3)

Most goals by New Jersey vs. Dallas: 8, Feb. 28, 1988 (N, 6-8)

Most goals by both teams: 14, Feb. 28, 1988 (N, 6-8)

Last Dallas shutout vs. New Jersey: Nov. 28, 2003 (2-0)

Last New Jersey shutout vs. Dallas: Feb. 22, 2011 (0-1)

Dallas overtime win vs. New Jersey: Oct. 8, 2010 (4-3)

Last Dallas overtime loss vs. New Jersey: None

Last Dallas shootout win vs. New Jersey: None

Last Dallas shootout loss vs. New Jersey: None

Overtime record vs. New Jersey: 5-0-2

YEAR	HOME	ROAD	TOTAL	GF/GA
1974-75	3-0-0	1-2-0	4-2-0	16-14
1975-76	3-0-0	3-0-0	6-0-0	30-10
1976-77	2-1-0	0-2-1	2-3-1	23-22
1977-78	1-0-2	0-3-0	1-3-2	17-22
1978-79	1-1-1	1-2-0	2-3-1	14-17
1979-80	2-0-0	1-1-0	3-1-0	22-12
1980-81	2-0-0	0-1-1	2-1-1	19-15
1981-82	0-0-2	1-0-0	1-0-2	9-7
1982-83	1-0-0	2-0-0	3-0-0	13-6
1983-84	1-1-0	1-0-0	2-1-0	9-3
1984-85	1-0-0	0-1-1	1-1-1	9-9
1985-86	1-1-0	1-0-0	2-1-0	18-11
1986-87	1-0-0	1-1-0	2-1-0	13-10
1987-88	0-2-0	0-1-0	0-3-0	10-15
1988-89	0-0-1	1-1-0	1-1-1	11-8
1989-90	1-1-0	1-0-0	2-1-0	10-10
1990-91	0-1-0	1-1-0	1-2-0	8-11
1991-92	1-0-0	1-0-0	2-0-0	7-4
1992-93	1-0-0	0-1-0	1-1-0	5-7
1993-94	0-1-0	0-1-0	0-2-0	2-10
1994-95	-	-	-	-

2011-12 DALLAS STARS MEDIA GUIDE

1995-96	1-0-0	0-1-0	1-1-0	4-7
1996-97	0-1-0	1-0-0	1-1-0	6-5
1997-98	1-0-0	1-0-0	2-0-0	7-4
1998-99	0-1-0	-	0-1-0	2-5
1999-00	1-0-0	1-0-0	2-0-0	5-3
2000-01	0-1-0	0-1-0	0-2-0	2-8
2001-02	0-1-0	-	0-1-0	0-3
2002-03	-	0-1-0	0-1-0	3-5
2003-04	1-0-0	-	1-0-0	2-0
2004-05	-	-	-	-
2005-06	-	-	-	-
2006-07	1-0-0	-	1-0-0	3-1
2007-08	-	0-1-0	0-1-0	2-4
2008-09	1-0-0	0-1-0	1-1-0	4-7
2009-10	1-0-0	0-1-0	1-1-0	5-7
2010-11	0-1-0	1-0-0	1-1-0	4-4
TOTALS:	29-14-6	20-24-3	49-38-9	314-286

2011-12 DALLAS STARS MEDIA GUIDE

NEW YORK ISLANDERS

2010-11 Record: 30-39-13

2010 Playoff Record: Did not qualify

2010-11 Top Scorer: John Tavares (79 GP, 29-38-67)

Longest Dallas win streak vs. Islanders: 7, Dec. 21, 1996 – Nov. 30, 1999

Longest Islanders win streak vs. Dallas: 7, Jan. 12, 1974 – Feb. 12, 1975

Longest Dallas undefeated streak vs. Islanders: 7, Dec. 21, 1996 – Nov. 30, 1999 (7-0-0)

Longest Islanders undefeated streak vs. Dallas: 12, Jan. 12, 1974 – Feb. 24, 1976 (11-0-1)

Last Dallas win at home: Jan. 8, 2010 (4-3) (0-0-0 since last win)

Last Islanders win at home: Nov. 6, 2003 (1-4) (1-0-2 since last win)

Last Dallas win at Islanders: Oct. 9, 2010 (5-4 SO) (0-0-0 since last win)

Last Islanders win at Dallas: Nov. 15, 2006 (0-3) (0-1-0 since last win)

Most goals by Dallas vs. Islanders: Nov. 23, 1982 (Tie, 8-8)

Most goals by Islanders vs. Dallas: 9 (2), MR Nov. 23, 1977 (NYI, 2-9)

Most goals by both teams: 16, Nov. 23, 1982 (Tie, 8-8)

Dallas overtime win vs. Islanders: Nov. 26, 2007 (3-2)

Last Dallas overtime loss vs. Islanders: Oct. 28, 2001 (2-3)

Last Dallas shootout win vs. Islanders: Oct 9, 2010 (5-4)

Last Dallas shootout loss vs. Islanders: None

Overtime record vs. Islanders: 3-2-7

YEAR	HOME	ROAD	TOTAL	GF/GA
1972-73	3-0-0	1-1-0	4-1-0	16-6
1973-74	1-1-0	0-2-1	1-3-1	9-15
1974-75	0-2-1	0-2-0	0-4-1	10-21
1975-76	0-2-0	1-2-0	1-4-0	9-27
1976-77	0-1-1	1-2-0	1-3-1	14-21
1977-78	1-2-0	0-2-0	1-4-0	12-26
1978-79	0-2-0	1-1-0	1-3-0	11-18
1979-80	1-0-1	1-0-1	2-0-2	11-6
1980-81	0-2-0	0-0-2	0-2-2	13-17
1981-82	0-1-1	0-1-0	0-2-1	11-16
1982-83	1-0-0	1-0-1	2-0-1	14-10
1983-84	0-2-0	0-0-1	0-2-1	9-15
1984-85	1-0-0	0-1-1	1-1-1	9-13
1985-86	1-0-1	1-0-0	2-0-1	12-10
1986-87	0-1-0	0-2-0	0-3-0	8-16
1987-88	1-1-0	0-0-1	1-1-1	6-9
1988-89	1-0-0	0-2-0	1-2-0	11-14
1989-90	1-1-0	1-0-0	2-1-0	16-16
1990-91	1-0-0	1-1-0	2-1-0	11-7
1991-92	0-1-0	0-1-0	0-2-0	5-9
1992-93	1-0-0	0-1-0	1-1-0	5-3
1993-94	0-0-1	0-1-0	0-1-1	3-7
1994-95	-	-	-	-
1995-96	0-0-1	0-1-0	0-1-1	6-8
1996-97	1-0-0	1-0-0	2-0-0	8-6

2011-12 DALLAS STARS MEDIA GUIDE

1997-98	1-0-0	1-0-0	2-0-0	6-2
1998-99	1-0-0	1-0-0	2-0-0	7-4
1999-00	0-0-1	1-0-0	1-0-1	5-5
2000-01	1-0-0	1-0-0	2-0-0	5-2
2001-02	0-1-0	0-0-1	0-1-1	4-6
2002-03	-	0-1-0	0-1-0	2-3
2003-04	0-0-1	0-1-0	0-1-1	5-8
2004-05	-	-	-	-
2005-06	-	-	-	-
2006-07	0-1-0	-	0-1-0	0-3
2007-08	-	1-0-0	1-0-0	3-2
2008-09	-	1-0-0	1-0-0	5-3
2009-10	1-0-0	-	1-0-0	4-3
2010-11	-	1-0-0	1-0-0	4-4
TOTALS:	19-21-9	17-25-9	36-46-18	290-361

2011-12 DALLAS STARS MEDIA GUIDE

NEW YORK RANGERS

2010-11 Record: 44-33-5

2010 Playoff Record: 1-4

2010-11 Top Scorer: Brandon Dubinsky (77 GP, 24-30-54)

Longest Dallas win streak vs. Rangers: 5, April 9, 1999 – Jan. 8, 2001

Longest Rangers win streak vs. Dallas: 7, March 17, 1976 – Dec. 3, 1977

Longest Dallas undefeated streak vs. Rangers: 8, Oct. 28, 1997 – Jan 8, 2001

Longest Rangers undefeated streak vs. Dallas: 11, March 17, 1976 – March 19, 1978

Last Dallas win at home: Feb. 6, 2009 (10-2) (0-0-1 since last win)

Last Rangers win at home: Jan. 6, 2010 (2-5) (0-0-0 since last win)

Last Dallas win at Rangers: Oct. 20, 2008 (2-1) (0-1-0 since last win)

Last Rangers win at Dallas: Jan. 7, 2011 (2-3 SO) (0-0-0 since last win)

Most goals by Dallas vs. Rangers: 10, Feb. 6, 2009 (D, 10-2)

Most goals by Rangers vs. Dallas: 11, Dec. 4, 1976 (NYR, 4-11)

Most goals by both teams: 15, Dec. 4, 1976 (NYR, 4-11)

Last Dallas shutout vs. Rangers: Oct. 10, 1981 (7-0)

Last Rangers shutout vs. Dallas: Nov. 4, 2003 (0-3)

Dallas overtime win vs. Rangers: Dec. 29, 1999 (4-3)

Last Dallas overtime loss vs. Rangers: None

Last Dallas shootout win vs. Rangers: None

Last Dallas shootout loss vs. Rangers: Jan. 7, 2011 (2-3)

Overtime record vs. Rangers: 2-1-9

YEAR	HOME	ROAD	TOTAL	GF/GA
1967-68	0-1-1	0-1-1	0-2-2	8-15
1968-69	1-2-0	0-3-0	1-5-0	10-19
1969-70	0-2-1	1-1-1	1-3-2	15-19
1970-71	0-3-0	0-3-0	0-6-0	9-22
1971-72	2-1-0	1-0-2	3-1-2	16-7
1972-73	1-1-0	1-2-0	2-3-0	15-20
1973-74	0-3-0	0-1-1	0-4-1	13-21
1974-75	0-3-0	1-1-0	1-4-0	10-31
1975-76	1-1-0	0-3-0	1-4-0	10-16
1976-77	0-2-0	0-3-0	0-5-0	18-37
1977-78	0-2-1	0-1-1	0-3-2	14-23
1978-79	0-1-1	2-0-0	2-1-1	19-15
1979-80	2-0-0	0-1-1	2-1-1	19-13
1980-81	0-1-1	1-0-1	1-1-2	14-16
1981-82	1-1-0	0-1-0	1-2-0	10-7
1982-83	1-0-0	0-2-0	1-2-0	14-17
1983-84	1-0-1	0-1-0	1-1-1	14-13
1984-85	1-0-0	1-1-0	2-1-0	8-5
1985-86	2-0-0	0-1-0	2-1-0	8-9
1986-87	0-1-0	1-0-1	1-1-1	12-12
1987-88	1-1-0	0-1-0	1-2-0	9-12
1988-89	0-1-0	1-1-0	1-2-0	7-10
1989-90	1-0-1	0-1-0	1-1-1	13-8

2011-12 DALLAS STARS MEDIA GUIDE

1990-91	0-1-0	0-1-1	0-2-1	7-12
1991-92	0-1-0	0-2-0	0-3-0	7-10
1992-93	0-0-1	1-0-0	1-0-1	8-6
1993-94	1-0-0	0-1-0	1-1-0	3-4
1994-95	-	-	-	-
1995-96	0-0-1	0-1-0	0-1-1	3-4
1996-97	0-1-0	1-0-0	1-1-0	4-4
1997-98	0-0-1	1-0-0	1-0-1	5-4
1998-99	1-0-0	0-0-1	1-0-1	5-3
1999-00	1-0-0	1-0-0	2-0-0	8-6
2000-01	1-0-0	1-0-0	2-0-0	8-2
2001-02	1-0-0	0-1-0	1-1-0	6-6
2002-03	0-0-1	-	0-0-1	3-3
2003-04	-	0-1-0	0-1-0	0-3
2004-05	-	-	-	-
2005-06	-	-	-	-
2006-07	0-1-0	-	0-1-0	2-5
2007-08	-	1-0-0	1-0-0	3-2
2008-09	1-0-0	1-0-0	2-0-0	12-3
2009-10	-	0-1-0	0-1-0	2-5
2010-11	0-0-1	-	0-0-1	2-2
TOTAL:	21-31-12	17-37-11	38-68-23	373-452

2011-12 DALLAS STARS MEDIA GUIDE

OTTAWA SENATORS

2010-11 Record: 32-40-10

2010 Playoff Record: Did not qualify

2010-11 Top Scorer: Jason Spezza (62 GP, 21-36-57)

Longest Dallas win streak vs. Ottawa: 3, Dec. 1, 1992 – Oct. 21, 1993

Longest Ottawa win streak vs. Dallas: 2 (2), MR March 20, 2010 – Nov. 24, 2010

Longest Dallas undefeated streak vs. Ottawa: 3, Dec. 1, 1992 – Oct. 21, 1993

Longest Ottawa undefeated streak vs. Dallas: 2 (2), MR March 20, 2010 – Nov. 24, 2010

Last Dallas win at home: March 20, 2010 (5-4) (0-0-0 since last win)

Last Ottawa win at home: Nov. 24, 2010 (2-1) (0-0-0 since last win)

Last Dallas win at Ottawa: Dec. 15, 2005 (0-0-1 since last win)

Last Ottawa win at Dallas: Dec. 7, 2007 (2-4) (0-1-0 since last win)

Most goals by Dallas vs. Ottawa: 7, Jan. 21, 1993 (D, 7-2)

Most goals by Ottawa vs. Dallas: 6, Dec. 5, 2001 (O, 3-6)

Most goals by both teams: 11, Oct. 21, 1993 (D, 6-5 OT)

Last Dallas shutout vs. Ottawa: Dec. 15, 2005 (2-0)

Last Ottawa shutout vs. Dallas: Jan. 7, 1998 (0-2)

Dallas overtime win vs. Ottawa: Oct. 21, 1993 (6-5)

Last Dallas overtime loss vs. Ottawa: Dec. 20, 2008 (4-5)

Last Dallas shootout win vs. Ottawa: None

Last Dallas shootout loss vs. Ottawa: None

Overtime record vs. Ottawa: 1-3-0

YEAR	HOME	ROAD	TOTAL	GF/GA
1992-93	1-0-0	1-0-0	2-0-0	10-3
1993-94	1-1-0	1-0-0	2-1-0	16-11
1994-95	-	-	-	-
1995-96	1-0-0	0-1-0	1-1-0	4-6
1996-97	1-0-0	1-0-0	2-0-0	9-1
1997-98	0-1-0	0-1-0	0-2-0	1-5
1998-99	0-1-0	1-0-0	1-1-0	4-4
1999-00	-	1-0-0	1-0-0	3-1
2000-01	1-0-0	0-1-0	1-1-0	6-4
2001-02	0-1-0	-	0-1-0	3-6
2002-03	1-0-0	0-0-1	1-0-1	7-6
2003-04	1-0-0	-	1-0-0	5-3
2004-05	-	-	-	-
2005-06	-	1-0-0	1-0-0	2-0
2006-07	-	-	-	-
2007-08	0-1-0	-	0-1-0	2-4
2008-09	-	0-0-1	0-0-1	4-5
2009-10	1-0-0	-	1-0-0	5-4
2010-11	-	1-0-0	1-0-0	2-1
TOTAL:	8-5-0	7-3-2	15-8-2	83-64

2011-12 DALLAS STARS MEDIA GUIDE

PHILADELPHIA FLYERS

2010-11 Record: 47-23-12

2010 Playoff Record: 4-7

2010-11 Top Scorer: Claude Giroux (82 GP, 25-51-76)

Longest Dallas win streak vs. Philadelphia: 2 (4), MR March 13, 2007 – Dec. 1, 2007

Longest Philadelphia win streak vs. Dallas: 5 (3), MR Nov. 24, 2008 – March 19, 2011

Longest Dallas undefeated streak vs. Philadelphia: 8, Jan. 21, 1997 – Nov. 23, 2001

Longest Philadelphia undefeated streak vs. Dallas: 14, March 5, 1975 – Dec. 29, 1977

Last Dallas win at home: March 13, 2007 (3-2) (0-1-1 since last win)

Last Philadelphia win at home: Feb. 5, 2011 (1-3) (0-0-0 since last win)

Last Dallas win at Philadelphia: Dec. 1, 2007 (4-1) (0-3-0 since last win)

Last Philadelphia win at Dallas: March 18, 2011 (3-2 SO) (0-0-0 since last win)

Most goals by Dallas vs. Philadelphia: 8, Jan. 6, 1994 (D, 8-0)

Most goals by Philadelphia vs. Dallas: 9, March 5, 1975 (P, 2-9)

Most goals by both teams: 14, Oct. 11, 1975 (P, 5-9)

Last Dallas shutout vs. Philadelphia: March 1, 2000 (2-0)

Last Philadelphia shutout vs. Dallas: Dec. 21, 1991 (0-3)

Dallas overtime win vs. Philadelphia: March 8, 1994 (4-3)

Last Dallas overtime loss vs. Philadelphia: Feb. 3, 1990 (6-7)

Last Dallas shootout win vs. Philadelphia: None

Last Dallas shootout loss vs. Philadelphia: March 19, 2011 (2-3)

Overtime record vs. Philadelphia: 1-1-14

YEAR	HOME	ROAD	TOTAL	GF/GA
1967-68	1-1-1	2-3-0	3-6-1	23-33
1968-69	1-2-1	1-1-2	2-3-3	22-29
1969-70	2-1-1	1-3-0	3-4-1	16-25
1970-71	1-0-2	0-2-1	1-2-3	12-12
1971-72	2-0-1	1-1-1	3-1-2	14-8
1972-73	2-0-0	0-3-0	2-3-0	13-20
1973-74	0-2-1	0-2-1	0-4-2	16-28
1974-75	1-1-0	0-3-0	1-4-0	7-21
1975-76	0-1-2	0-2-0	0-3-2	14-24
1976-77	0-1-2	0-2-0	0-3-2	10-23
1977-78	0-2-0	2-1-0	2-3-0	14-19
1978-79	2-0-0	0-2-0	2-2-0	15-11
1979-80	1-1-0	0-2-0	1-3-0	15-17
1980-81	1-1-0	0-1-1	1-2-1	13-15
1981-82	1-0-0	0-1-1	1-1-1	10-9
1982-83	1-0-1	0-1-0	1-1-1	8-10
1983-84	1-0-0	0-0-2	1-0-2	12-11
1984-85	0-2-0	0-1-0	0-3-0	4-16
1985-86	0-1-0	0-1-1	0-2-1	7-14
1986-87	2-0-0	0-1-0	2-1-0	11-12
1987-88	0-1-0	1-1-0	1-2-0	12-13
1988-89	1-1-0	0-1-0	1-2-0	13-13
1989-90	1-0-0	0-2-0	1-2-0	15-18

2011-12 DALLAS STARS MEDIA GUIDE

1990-91	1-0-1	0-1-0	1-1-1	12-8
1991-92	0-2-0	0-1-0	0-3-0	5-13
1992-93	1-0-0	0-1-0	1-1-0	8-6
1993-94	1-0-0	1-0-0	2-0-0	12-3
1994-95	-	-	-	-
1995-96	0-0-1	0-1-0	0-1-1	5-10
1996-97	0-1-0	0-0-1	0-1-1	6-9
1997-98	1-0-0	0-0-01	1-0-1	4-3
1998-99	-	0-0-1	0-0-1	1-1
1999-00	1-0-0	0-0-1	1-0-1	3-1
2000-01	1-0-0	-	1-0-0	4-1
2001-02	0-0-1	0-1-0	0-1-1	4-5
2002-03	-	0-0-1	0-1-1	2-2
2003-04	0-0-1	0-0-1	0-0-2	4-4
2004-05	-	-	-	-
2005-06	-	-	-	-
2006-07	1-0-0	-	1-0-0	3-2
2007-08	-	1-0-0	1-0-0	4-1
2008-09	-	0-1-0	0-1-0	3-4
2009-10	0-1-0	0-1-0	0-2-0	5-9
2010-11	0-0-1	0-1-0	0-1-1	3-5
TOTAL:	28-24-17	10-45-16	38-69-33	384-489

2011-12 DALLAS STARS MEDIA GUIDE

PHOENIX COYOTES

2010-11 Record: 43-26-13

2010 Playoff Record: 0-4

2010-11 Top Scorer: Shane Doan (72 GP, 20-40-60)

Longest Dallas win streak vs. Phoenix: 8, Dec. 26, 1979 – Nov. 18, 1981

Longest Phoenix win streak vs. Dallas: 6, Jan. 10, 2009 – Jan. 31, 2010

Longest Dallas undefeated streak vs. Phoenix: 10, Dec. 1, 1979 – Nov. 27, 1981

Longest Phoenix undefeated streak vs. Dallas: 8, Dec. 10, 2008 – Jan. 31, 2010

Last Dallas win at home: Nov. 5, 2010 (6-3) (0-1-1 since last win)

Last Phoenix win at home: March 29, 2011 (2-1 SO) (0-0-0 since last win)

Last Dallas win at Phoenix: March 1, 2011 (3-2) (0-0-1 since last win)

Last Phoenix win at Dallas: Feb. 9, 2011 (3-2 OT) (0-0-0 since last win)

Most goals by Dallas vs. Phoenix: 15, Nov. 11, 1981 (M, 15-2)

Most goals by Phoenix vs. Dallas: 8 (2), MR March 26, 1996 (P, 2-8)

Most goals by both teams: 17, Nov. 11, 1981 (M, 15-2)

Last Dallas shutout vs. Phoenix: Feb. 13, 2010 (3-0)

Last Phoenix shutout vs. Dallas: Dec. 26, 2010 (0-1)

Dallas overtime win vs. Phoenix: Dec. 16, 2008 (2-1)

Last Dallas overtime loss vs. Phoenix: Feb. 9, 2011 (2-3)

Last Dallas shootout win vs. Phoenix: March 24, 2007 (4-3)

Last Dallas shootout loss vs. Phoenix: March 29, 2011 (1-2)

Overtime record vs. Phoenix: 8-1-15

YEAR	HOME	ROAD	TOTAL	GF/GA
1979-80	1-0-1	1-1-0	2-1-1	14-8
1980-81	2-0-0	2-0-0	4-0-0	18-10
1981-82	1-3-0	2-0-1	3-3-1	40-27
1982-83	1-0-0	2-0-0	3-0-0	12-7
1983-84	2-0-0	0-1-0	2-1-0	11-13
1984-85	1-0-0	0-2-0	1-2-0	8-9
1985-86	0-2-0	1-0-0	1-2-0	9-12
1986-87	1-0-0	0-2-0	1-2-0	11-12
1987-88	0-1-1	0-1-0	0-2-1	14-18
1988-89	1-0-0	1-1-0	2-1-0	11-5
1989-90	2-0-0	0-1-0	2-1-0	15-10
1990-91	0-1-0	1-1-0	1-2-0	8-10
1991-92	2-0-0	1-0-0	3-0-0	13-5
1992-93	1-1-0	0-2-0	1-3-0	17-25
1993-94	1-0-2	2-1-0	3-1-2	20-15
1994-95	1-1-0	1-1-0	2-2-0	16-13
1995-96	1-2-0	0-2-0	1-4-0	14-24
1996-97	1-2-0	2-0-1	3-2-1	20-19
1997-98	2-0-1	1-2-0	3-2-1	20-12
1998-99	2-1-0	2-1-0	4-2-0	11-10
1999-00	0-2-1	3-0-0	3-2-1	19-14
2000-01	0-1-1	1-1-1	1-2-2	12-15
2001-02	2-1-0	1-1-0	3-2-0	15-16

2011-12 DALLAS STARS MEDIA GUIDE

2002-03	1-0-1	2-0-1	3-0-2	17-8
2003-04	1-1-1	1-2-0	2-3-1	16-20
2004-05	-	-	-	-
2005-06	2-2-0	3-1-0	5-3-0	25-22
2006-07	3-1-0	4-0-0	7-1-0	29-15
2007-08	1-3-0	2-2-0	3-5-0	18-27
2008-09	1-2-0	1-0-2	2-2-2	13-15
2009-10	1-1-1	1-2-0	2-3-1	15-14
2010-11	1-1-1	1-1-1	2-2-2	14-15
TOTALS:	36-29-11	39-29-7	75-58-18	495-447

2011-12 DALLAS STARS MEDIA GUIDE

PITTSBURGH PENGUINS

2010-11 Record: 49-25-8

2010 Playoff Record: 3-4

2010-11 Top Scorer: Sidney Crosby (41 GP, 32-34-66)

Longest Dallas win streak vs. Pittsburgh: 4, Jan. 12, 1983 – Dec. 1, 1983

Longest Pittsburgh win streak vs. Dallas: 8, Oct. 15, 1985 – March 1, 1988

Longest Dallas undefeated streak vs. Pittsburgh: 8, March 16, 1997 – Jan. 19, 2001

Longest Pittsburgh undefeated streak vs. Dallas: 8, Oct. 15, 1985 – March 1, 1988

Last Dallas win at home: Nov. 3, 2010 (5-2) (0-0-0 since last win)

Last Pittsburgh win at home: March 6, 2010 (3-6) (0-0-0 since last win)

Last Dallas win at Pittsburgh: Dec. 23, 2000 (8-2) (0-4-0 since last win)

Last Pittsburgh win at Dallas: March 1, 2009 (1-4) (0-1-0 since last win)

Most goals by Dallas vs. Pittsburgh: 10, March 7, 1973 (M, 10-4)

Most goals by Pittsburgh vs. Dallas: 9, Jan. 12, 1989 (P, 9-2)

Most goals by both teams: 15 (2), MR Feb. 3, 1982 (M, 9-6)

Last Dallas shutout vs. Pittsburgh: March 22, 1998 (Tie, 0-0)

Last Pittsburgh shutout vs. Dallas: March 9, 2004 (0-4)

Dallas overtime win vs. Pittsburgh: Jan. 19, 2001 (6-5)

Last Dallas overtime loss vs. Pittsburgh: Dec. 19, 1985 (3-4)

Last Dallas shootout win vs. Pittsburgh: None

Last Dallas shootout loss vs. Pittsburgh: Jan. 26, 2007 (3-4)

Overtime record vs. Pittsburgh: 1-1-4

YEAR	HOME	ROAD	TOTAL	GF/GA
1967-68	2-2-1	1-2-2	3-4-3	29-33
1968-69	1-3-0	2-2-0	3-5-0	15-25
1969-70	1-2-1	1-3-0	2-5-1	27-33
1970-71	2-0-1	1-1-1	3-1-2	13-12
1971-72	3-0-0	1-2-0	4-2-0	17-11
1972-73	2-0-0	1-2-0	3-2-0	21-18
1973-74	2-1-0	0-1-0	2-2-1	20-17
1974-75	1-1-0	0-2-0	1-3-0	14-21
1975-76	1-1-0	0-1-0	1-2-1	10-15
1976-77	1-1-0	0-2-0	1-3-0	9-17
1977-78	2-0-0	0-2-0	2-2-0	17-18
1978-79	1-1-0	0-2-0	1-3-0	11-19
1979-80	2-0-0	1-1-0	3-1-0	15-12
1980-81	2-0-0	1-1-0	3-1-0	18-13
1981-82	1-0-0	1-1-0	2-1-0	15-14
1982-83	1-0-1	1-0-0	2-0-1	16-8
1983-84	1-0-0	1-1-0	2-1-0	12-12
1984-85	1-1-0	1-0-0	2-1-0	10-10
1985-86	0-1-0	0-2-0	0-3-0	7-10
1986-87	0-2-0	0-1-0	0-3-0	7-16
1987-88	1-0-0	0-2-0	1-2-0	9-12
1988-89	1-1-0	1-0-0	2-1-0	11-12
1989-90	0-0-1	1-1-0	1-1-1	16-14

2011-12 DALLAS STARS MEDIA GUIDE

1990-91	1-1-0	0-1-0	1-2-0	10-11
1991-92	1-1-0	0-1-0	1-2-0	8-13
1992-93	0-1-0	1-0-0	1-1-0	7-7
1993-94	1-0-0	1-0-0	2-0-0	12-5
1994-95	-	-	-	-
1995-96	0-1-0	0-1-0	0-2-0	3-9
1996-97	1-0-0	0-1-0	1-1-0	7-5
1997-98	0-0-1	1-0-0	1-0-1	5-2
1998-99	1-0-0	0-0-1	1-0-1	8-6
1999-00	1-0-0	-	1-0-0	6-4
2000-01	1-0-0	1-0-0	2-0-0	14-7
2001-02	-	0-1-0	0-1-0	2-3
2002-03	1-0-0	-	1-0-0	3-1
2003-04	-	0-1-0	0-1-0	0-4
2004-05	-	-	-	-
2005-06	-	-	-	-
2006-07	0-0-1	-	0-0-1	3-4
2007-08	-	0-1-0	0-1-0	1-4
2008-09	0-1-0	-	0-1-0	1-4
2009-10	-	0-1-0	0-1-0	3-6
2010-11	1-0-0	-	1-0-0	5-2
TOTALS:	38-22-7	19-40-6	57-62-13	437-469

2011-12 DALLAS STARS MEDIA GUIDE

SAN JOSE SHARKS

2010-11 Record: 48-25-9

2010 Playoff Record: 9-9

2010-11 Top Scorer: Patrick Marleau (82 GP, 37-36-73)

Longest Dallas win streak vs. San Jose: 6, Oct. 17, 1991 – March 9, 1993

Longest San Jose win streak vs. Dallas: 5, Nov. 8, 1996 – Dec. 12, 1997

Longest Dallas undefeated streak vs. San Jose: 6, Oct. 17, 1991 – March 9, 1993

Longest San Jose undefeated streak vs. Dallas: 5, Nov. 8, 1996 – Dec. 12, 1997

Last Dallas win at home: Nov. 18, 2010 (5-4) (0-1-1 since last win)

Last San Jose win at home: March 31, 2011 (0-6) (0-0-0 since last win)

Last Dallas win at San Jose: March 5, 2011 (3-2) (0-1-0 since last win)

Last San Jose win at Dallas: March 15, 2011 (3-6) (0-0-0 since last win)

Most goals by Dallas vs. San Jose: 10, Nov. 28, 1992 (M, 10-3)

Most goals by San Jose vs. Dallas: 7, Feb. 6, 1994 (D, 1-7)

Most goals by both teams: 13, Nov. 28, 1992 (D, 10-3)

Last Dallas shutout vs. San Jose: Dec. 21, 2006 (3-0)

Last San Jose shutout vs. Dallas: March 31, 2011 (0-6)

Dallas overtime win vs. San Jose: Nov. 18, 2010 (5-4)

Last Dallas overtime loss vs. San Jose: Dec. 16, 2010 (3-4)

Last Dallas shootout win vs. San Jose: Dec. 13, 2010 (3-2)

Last Dallas shootout loss vs. San Jose: Nov. 14, 2007 (3-4)

Overtime record vs. San Jose: 9-1-9

YEAR	HOME	ROAD	TOTAL	GF/GA
1991-92	1-0-0	2-0-0	3-0-0	18-8
1992-93	2-0-0	1-0-0	3-0-0	21-8
1993-94	1-1-0	1-1-0	2-2-0	13-14
1994-95	0-1-1	0-2-0	0-3-1	9-13
1995-96	2-0-0	2-0-0	4-0-0	12-7
1996-97	0-2-0	0-2-0	0-4-0	4-10
1997-98	0-2-0	0-2-0	2-2-0	7-7
1998-99	2-0-1	2-1-0	4-1-1	13-11
1999-00	1-2-0	1-2-0	2-4-0	12-17
2000-01	1-1-0	2-0-1	3-1-1	14-11
2001-02	1-1-1	1-1-0	2-2-1	12-12
2002-03	2-0-0	3-0-0	5-0-0	16-6
2003-04	2-0-1	1-1-1	3-1-2	15-8
2004-05	-	-	-	-
2005-06	2-0-2	2-2-0	4-2-2	24-26
2006-07	2-2-0	3-1-0	5-3-0	18-16
2007-08	1-2-1	3-0-1	4-2-2	24-20
2008-09	0-3-0	1-2-0	1-5-0	10-18
2009-10	2-1-0	2-1-0	4-2-0	19-14
2010-11	1-1-1	2-1-0	3-2-1	16-24
TOTALS:	23-19-8	31-17-3	54-36-11	280-251

2011-12 DALLAS STARS MEDIA GUIDE

ST. LOUIS BLUES

2010-11 Record: 38-33-11

2010 Playoff Record: Did not qualify

2010-11 Top Scorer: David Backes (82 GP, 31-31-62)

Longest Dallas win streak vs. St. Louis: 6, Jan. 23, 2004 – Jan. 25, 2006

Longest St. Louis win streak vs. Dallas: 6, Dec. 28, 1974 – Nov. 5, 1975

Longest Dallas undefeated streak vs. St. Louis: 15, March 8, 1982 – Jan. 27, 1984

Longest St. Louis undefeated streak vs. Dallas: 9, Dec. 10, 1987 – Dec. 30, 1988

Last Dallas win at home: Nov. 26, 2010 (3-2) (0-0-0 since last win)

Last St. Louis win at home: April 3, 2010 (1-2) (0-2-0 since last win)

Last Dallas win at St. Louis: Jan. 2, 2011 (4-2) (0-0-0 since last win)

Last St. Louis win at Dallas: March 4, 2010 (1-6) (0-2-0 since last win)

Most goals by Dallas vs. St. Louis: 10, Jan. 27, 1984 (M, 10-8)

Most goals by St. Louis vs. Dallas: 9 (2), MR Jan. 28, 1988 (S, 1-9)

Most goals by both teams: 18, Jan. 27, 1984 (M, 10-8)

Last Dallas shutout vs. St. Louis: Dec. 29, 2005 (3-0)

Last St. Louis shutout vs. Dallas: Feb. 3, 2007 (0-2)

Dallas overtime win vs. St. Louis: April 4, 2009 (5-4)

Last Dallas overtime loss vs. St. Louis: Feb. 4, 2004 (3-4)

Last Dallas shootout win vs. St. Louis: Oct. 16, 2010 (3-2)

Last Dallas shootout loss vs. St. Louis: Nov. 25, 2009 (3-4)

Overtime record vs. St. Louis: 8-4-23

YEAR	HOME	ROAD	TOTAL	GF/GA
1967-68	2-2-1	1-3-1	3-5-2	24-27
1968-69	0-3-1	2-1-1	2-4-2	11-20
1969-70	2-1-1	0-3-1	2-4-2	25-33
1970-71	2-0-1	1-1-1	3-1-2	17-10
1971-72	2-1-0	2-1-0	4-2-0	18-14
1972-73	1-1-1	1-1-1	2-2-2	17-17
1973-74	1-0-1	2-1-0	3-1-1	22-12
1974-75	1-2-0	0-3-0	1-5-0	17-25
1975-76	1-2-0	1-2-0	2-4-0	16-19
1976-77	2-1-0	0-1-2	2-2-2	15-17
1977-78	1-2-0	0-2-1	1-4-1	8-19
1978-79	1-0-1	1-1-0	2-1-1	20-16
1979-80	2-0-0	1-1-0	3-1-0	16-8
1980-81	1-0-1	1-1-0	2-1-1	14-9
1981-82	2-0-1	1-3-0	3-3-1	28-27
1982-83	1-0-3	2-0-2	3-0-5	33-26
1983-84	2-1-1	3-1-0	5-2-1	39-33
1984-85	1-2-1	0-4-0	1-6-1	23-32
1985-86	3-1-0	1-2-1	4-3-1	30-31
1986-87	1-2-1	1-3-0	2-5-1	31-38
1987-88	0-4-0	2-1-1	2-5-1	23-32
1988-89	2-2-0	0-1-3	2-3-3	27-31
1989-90	3-1-0	1-3-0	4-4-0	22-20

2011-12 DALLAS STARS MEDIA GUIDE

1990-91	1-3-0	0-2-2	1-5-2	22-24
1991-92	2-0-2	0-4-0	2-4-2	23-29
1992-93	2-1-1	1-4-0	3-5-1	26-34
1993-94	3-0-0	0-2-1	3-2-1	23-17
1994-95	1-2-0	1-1-0	2-3-0	15-21
1995-96	1-2-0	1-1-1	2-3-1	13-17
1996-97	1-0-1	1-2-0	2-2-1	19-20
1997-98	1-2-0	1-2-0	2-4-0	12-21
1998-99	2-0-0	0-1-1	2-1-1	16-14
1999-00	1-1-0	1-1-0	2-2-0	12-11
2000-01	0-0-2	0-0-1	0-0-3	7-8
2001-02	1-0-1	0-1-1	1-1-2	8-11
2002-03	1-0-1	1-1-0	2-1-1	12-10
2003-04	2-0-0	1-1-0	3-1-0	9-5
2004-05	-	-	-	-
2005-06	2-0-0	1-0-1	3-0-1	16-8
2006-07	1-1-0	0-2-0	1-3-0	9-12
2007-08	2-0-0	1-1-0	3-1-0	15-11
2008-09	1-1-0	0-2-0	1-3-0	9-18
2009-10	0-1-1	1-1-0	1-2-1	9-12
2010-11	2-0-0	2-0-0	4-0-0	11-7
TOTALS:	61-42-24	37-69-23	98-11-47	784-827

2011-12 DALLAS STARS MEDIA GUIDE

TAMPA BAY LIGHTNING

2010-11 Record: 46-25-11

2010 Playoff Record: 11-7

2010-11 Top Scorer: Martin St. Louis (82 GP, 31-68-99)

Longest Dallas win streak vs. Tampa Bay: 6, Nov. 29, 1996 – March 31, 1999

Longest Tampa Bay win streak vs. Dallas: 1 (7), MR Oct. 18, 2010

Longest Dallas undefeated streak vs. Tampa Bay: 6, Nov. 29, 1996 – March 31, 1999

Longest Tampa Bay undefeated streak vs. Dallas: 3, March 27, 1994 – Feb. 19, 1996

Last Dallas win at home: Nov. 28, 2009 (4-3 OT) (0-0-0 since last win)

Last Tampa Bay win at home: Oct. 18, 2010 (4-5) (0-0-0 since last win)

Last Dallas win at Tampa Bay: Feb. 27, 2007 (2-1 OT) (0-2-0 since last win)

Last Tampa Bay win at Dallas: Jan. 20, 2006 (3-6) (0-0-1 since last win)

Most goals by Dallas vs. Tampa Bay: 6 (3), MR Nov. 20, 2000 (D, 6-2)

Most goals by Tampa Bay vs. Dallas: 6, Jan. 20, 2006 (T, 3-6)

Most goals by both teams: 10 (2), MR March 31, 1999 (D, 6-4)

Last Dallas shutout vs. Tampa Bay: Dec. 10, 1997 (3-0)

Last Tampa Bay shutout vs. Dallas: None

Dallas overtime win vs. Tampa Bay: Nov. 28, 2009 (4-3)

Last Dallas overtime loss vs. Tampa Bay: None

Last Dallas shootout win vs. Tampa Bay: None

Last Dallas shootout loss vs. Tampa Bay: None

Overtime record vs. Tampa Bay: 2-0-3

YEAR	HOME	ROAD	TOTAL	GF/GA
1992-93	2-1-0	3-0-1	5-1-1	22-14
1993-94	1-0-0	0-0-1	1-0-1	6-5
1994-95	-	-	-	-
1995-96	0-0-1	0-1-0	0-1-1	5-7
1996-97	1-0-0	1-0-0	2-0-0	6-1
1997-98	1-0-0	1-0-0	2-0-0	8-1
1998-99	1-0-0	1-0-0	2-0-0	10-5
1999-00	0-1-0	1-0-0	1-1-0	5-4
2000-01	1-0-0	1-0-0	2-0-0	9-4
2001-02	-	1-0-0	1-0-0	2-1
2002-03	0-1-0	-	0-1-0	1-4
2003-04	-	1-0-0	1-0-0	2-1
2004-05	-	-	-	-
2005-06	0-1-0	-	0-1-0	3-6
2006-07	-	1-0-0	1-0-0	2-1
2007-08	-	-	-	-
2008-09	-	0-1-0	0-1-0	2-4
2009-10	1-0-0	-	1-0-0	4-3
2010-11	-	0-1-0	0-1-0	4-5
TOTALS:	8-4-1	11-3-2	19-7-3	91-66

2011-12 DALLAS STARS MEDIA GUIDE

TORONTO MAPLE LEAFS

2010-11 Record: 37-34-11

2010 Playoff Record: Did not qualify

2010-11 Top Scorer: Phil Kessel (82 GP, 32-32-64)

Longest Dallas win streak vs. Toronto: 10, Jan. 18, 1986 – Dec. 18, 1986

Longest Toronto win streak vs. Dallas: 9, Oct. 30, 1976 – Dec. 20, 1978

Longest Dallas undefeated streak vs. Toronto: 13, April 3, 1985 – Dec. 18, 1986

Longest Toronto undefeated streak vs. Dallas: 10, Oct. 30, 1976 – Jan. 10, 1979

Last Dallas win at home: Oct. 28, 2009 (4-3 OT) (0-0-0 since last win)

Last Toronto win at home: Nov. 22, 2010 (1-4) (0-0-0 since last win)

Last Dallas win at Toronto: Dec. 23, 2008 (8-2) (0-1-0 since last win)

Last Toronto win at Dallas: Oct. 22, 2002 (1-3) (0-2-0 since last win)

Most goals by Dallas vs. Toronto: 9 (2), MR April 3, 1985 (M, 9-7)

Most goals by Toronto vs. Dallas: 9, Feb. 25, 1975 (T, 2-9)

Most goals by both teams: 16, April 3, 1985 (M, 9-7)

Last Dallas shutout vs. Toronto: Oct. 19, 1996 (2-0)

Last Toronto shutout vs. Dallas: Oct. 25, 1999 (0-4)

Dallas overtime win vs. Toronto: Oct. 28, 2009 (4-3)

Last Dallas overtime loss vs. Toronto: Jan. 13, 1994 (3-4)

Last Dallas shootout win vs. Toronto: None

Last Dallas shootout loss vs. Toronto: None

Overtime record vs. Toronto: 7-6-12

YEAR	HOME	ROAD	TOTAL	GF/GA
1967-68	1-0-1	0-2-0	1-2-1	4-10
1968-69	1-2-0	0-1-2	1-3-2	18-22
1969-70	1-1-1	1-1-1	2-2-2	28-20
1970-71	1-2-0	1-0-2	2-2-2	15-15
1971-72	2-0-1	0-2-1	2-2-2	12-11
1972-73	2-1-0	0-1-1	2-2-1	18-15
1973-74	1-1-0	0-2-1	1-3-1	10-16
1974-75	1-1-0	0-2-0	1-3-0	16-26
1975-76	1-1-0	0-2-0	1-3-0	11-15
1976-77	0-2-0	1-1-0	1-3-0	11-21
1977-78	0-2-0	0-2-0	0-4-0	15-23
1978-79	2-1-1	0-3-1	2-4-2	26-30
1979-80	2-0-0	0-2-0	2-2-0	15-11
1980-81	0-2-0	0-2-0	0-4-0	11-19
1981-82	1-0-2	3-0-1	4-0-3	33-19
1982-83	2-2-0	1-2-0	3-5-0	24-27
1983-84	3-1-0	2-1-1	5-2-1	42-40
1984-85	3-1-0	3-1-0	6-2-0	38-28
1985-86	3-0-1	4-0-0	7-0-1	45-29
1986-87	2-2-0	4-0-0	6-2-0	37-23
1987-88	3-0-1	1-1-2	4-1-3	28-23
1988-89	1-3-0	2-1-1	3-4-1	27-28
1989-90	3-1-0	2-2-0	5-3-0	33-29

2011-12 DALLAS STARS MEDIA GUIDE

1990-91	2-1-1	1-3-0	3-4-1	22-25
1991-92	2-2-0	1-3-0	3-5-0	24-24
1992-93	1-1-1	2-2-0	3-3-1	23-25
1993-94	1-1-1	0-3-0	1-4-1	19-23
1994-95	1-1-0	0-2-1	1-3-1	13-14
1995-96	1-1-0	1-2-0	2-3-0	9-10
1996-97	3-0-0	1-0-1	4-0-1	18-8
1997-98	2-1-0	2-1-0	4-2-0	19-12
1998-99	0-1-0	1-0-0	1-1-0	9-7
1999-00	-	0-1-0	0-1-0	0-4
2000-01	-	1-0-0	1-0-0	3-1
2001-02	-	0-0-1	0-0-1	5-5
2002-03	1-0-0	-	1-0-0	2-1
2003-04	0-1-0	-	0-1-0	1-3
2004-05	-	-	-	-
2005-06	1-0-0	-	1-0-0	2-1
2006-07	-	-	-	-
2007-08	1-0-0	-	1-0-0	3-1
2008-09	-	1-0-0	1-0-0	8-2
2009-10	1-0-0	-	1-0-0	4-2
2010-11	-	0-1-0	0-1-0	1-4
TOTALS:	52-36-11	37-50-17	89-86-28	702-673

2011-12 DALLAS STARS MEDIA GUIDE

VANCOUVER CANUCKS

2010-11 Record: 54-19-9

2010 Playoff Record: 15-10

2010-11 Top Scorer: Daniel Sedin (82 GP, 41-63-10)

Longest Dallas win streak vs. Vancouver: 5, March 28, 1978 – Feb. 14, 1979

Longest Vancouver win streak vs. Dallas: 6 (2), MR Jan. 2, 2010 – Feb. 19, 2011

Longest Dallas undefeated streak vs. Vancouver: 11, Oct. 14, 1972 – Oct. 22, 1974

Longest Vancouver undefeated streak vs. Dallas: 7, Jan. 23, 1976 – Feb. 5, 1977

Last Dallas win at home: Nov. 16, 2009 (2-1) (0-3-0 since last win)

Last Vancouver win at home: Feb. 19, 2011 (2-5) (0-0-0 since last win)

Last Dallas win at Vancouver: Jan. 4, 2009 (3-2 SO) (0-4-1 since last win)

Last Vancouver win at Dallas: Feb. 1, 2011 (1-4) (0-0-0 since last win)

Most goals by Dallas vs. Vancouver: 9 (3), MR Oct. 7, 1983 (V, 9-10)

Most goals by Vancouver vs. Dallas: 10 (2), MR Jan. 31, 1986 (V, 5-10)

Most goals by both teams: 19, Oct. 7, 1983 (V, 9-10)

Last Dallas shutout vs. Vancouver: March 18, 2004 (3-0)

Last Vancouver shutout vs. Dallas: Jan. 10, 1999 (0-2)

Dallas overtime win vs. Vancouver: Feb. 25, 2007 (2-1)

Last Dallas overtime loss vs. Vancouver: March 27, 2004 (2-3)

Last Dallas shootout win vs. Vancouver: Jan. 4, 2009 (3-2)

Last Dallas shootout loss vs. Vancouver: Oct. 11, 2009 (3-4)

Overtime record vs. Vancouver: 6-1-12

YEAR	HOME	ROAD	TOTAL	GF/GA
1970-71	1-1-1	2-1-0	3-2-1	17-13
1971-72	2-1-0	1-1-1	3-2-1	19-14
1972-73	2-0-1	1-0-1	3-0-2	19-13
1973-74	1-0-1	3-0-0	4-0-1	24-17
1974-75	2-0-1	1-2-0	3-2-1	20-18
1975-76	1-2-0	0-3-0	1-5-0	15-27
1976-77	1-1-1	0-3-0	1-4-1	18-23
1977-78	2-1-0	1-2-0	3-3-0	25-25
1978-79	3-0-0	1-1-1	4-1-1	26-12
1979-80	1-1-0	0-1-1	1-2-1	19-21
1980-81	1-0-1	1-1-0	2-1-1	14-8
1981-82	1-0-0	0-1-1	1-1-1	7-10
1982-83	2-0-0	0-0-1	2-0-1	18-12
1983-84	1-0-0	0-1-1	1-1-1	14-13
1984-85	1-0-1	0-1-0	1-1-1	12-11
1985-86	1-0-0	0-2-0	1-2-0	10-18
1986-87	2-0-0	1-0-0	3-0-0	15-7
1987-88	0-1-0	1-1-0	1-2-0	5-12
1988-89	2-0-0	0-1-0	2-1-0	11-13
1989-90	0-1-0	1-1-0	1-2-0	13-13
1990-91	1-1-0	0-0-1	1-1-1	12-11
1991-92	1-1-0	0-1-0	1-2-0	11-14
1992-93	0-1-1	3-0-0	3-1-1	17-16

2011-12 DALLAS STARS MEDIA GUIDE

1993-94	1-1-0	2-0-0	3-1-0	9-8
1994-95	0-0-2	0-0-2	0-0-4	8-8
1995-96	1-1-0	1-1-0	2-2-0	16-17
1996-97	1-1-0	1-1-0	2-2-0	6-11
1997-98	0-1-1	1-1-0	1-2-1	10-14
1998-99	1-1-0	0-2-0	1-3-0	10-15
1999-00	0-1-1	2-0-0	2-1-1	10-9
2000-01	1-1-0	1-1-0	2-2-0	11-13
2001-02	0-2-0	2-0-0	2-2-0	11-13
2002-03	1-1-0	2-0-0	3-1-0	14-8
2003-04	2-0-0	1-0-1	3-0-1	11-6
2004-05	-	-	-	-
2005-06	2-0-0	1-1-0	3-1-0	11-9
2006-07	2-0-0	0-1-1	2-1-1	6-6
2007-08	1-1-0	1-1-0	2-2-0	11-12
2008-09	1-1-0	1-1-0	2-2-0	8-12
2009-10	1-1-0	0-1-1	1-2-1	9-11
2010-11	0-2-0	0-2-0	0-4-0	5-20
TOTALS:	44-27-12	33-37-13	77-64-25	529-534

2011-12 DALLAS STARS MEDIA GUIDE

WASHINGTON CAPTIALS

2010-11 Record: 48-23-11

2010 Playoff Record: 4-5

2010-11 Top Scorer: Alex Ovechkin (79 GP, 32-53-85)

Longest Dallas win streak vs. Washington: 5 (2), MR March 12, 2002 – Jan. 12, 2006

Longest Washington win streak vs. Dallas: 4, Feb. 3, 1983 – March 21, 1984

Longest Dallas undefeated streak vs. Washington: 12, Nov. 3, 1979 – Oct. 23, 1982

Longest Washington undefeated streak vs. Dallas: 10, Jan. 21, 1986 – Jan. 30, 1989

Last Dallas win at home: Dec. 2, 2010 (2-1) (0-0-0 since last win)

Last Washington win at home: Nov. 30, 2006 (3-4) (0-0-1 since last win)

Last Dallas win at Washington: March 8, 2010 (4-3 SO) (0-0-0 since last win)

Last Washington win at Dallas: Oct. 25, 2008 (5-6 OT) (0-1-0 since last win)

Most goals by Dallas vs. Washington: 7 (4), MR Feb. 20, 1982 (M, 7-3)

Most goals by Washington vs. Dallas: 8, Oct. 24, 1986 (W, 2-8)

Most goals by both teams: 12, Jan. 21, 1986 (W, 5-7)

Last Dallas shutout vs. Washington: Oct. 14, 2000 (4-0)

Last Washington shutout vs. Dallas: Feb. 20, 1988 (0-3)

Dallas overtime win vs. Washington: April 8, 1998 (2-1)

Last Dallas overtime loss vs. Washington: Dec. 28, 2001 (2-3)

Last Dallas shootout win vs. Washington: March 8, 2010 (4-3)

Last Dallas shootout loss vs. Washington: None

Overtime record vs. Washington: 2-3-7

YEAR	HOME	ROAD	TOTAL	GF/GA
1974-75	2-0-0	1-0-1	3-0-1	21-9
1975-76	2-0-0	0-0-2	2-0-2	17-11
1976-77	1-0-1	0-1-1	1-1-2	14-12
1977-78	1-0-1	1-1-0	2-1-1	14-8
1978-79	1-1-0	1-1-0	2-2-0	18-10
1979-80	1-0-1	2-0-0	3-0-1	18-10
1980-81	2-0-0	1-0-1	3-0-1	11-6
1981-82	1-0-1	1-0-0	2-0-1	17-8
1982-83	0-0-1	1-1-0	1-1-1	8-8
1983-84	0-2-0	0-1-0	0-3-0	2-15
1984-85	0-1-0	0-1-1	0-2-1	8-12
1985-86	1-1-0	0-1-0	1-2-0	13-16
1986-87	0-0-1	0-2-0	0-2-1	6-14
1987-88	0-1-1	0-1-0	0-2-1	4-10
1988-89	0-0-1	1-1-0	1-1-1	10-11
1989-90	0-2-0	0-1-0	0-3-0	9-13
1990-91	1-0-0	0-1-1	1-1-1	8-7
1991-92	0-1-0	2-0-0	2-1-0	10-8
1992-93	0-1-0	1-0-0	1-1-0	7-7
1993-94	1-0-0	1-0-0	2-0-0	12-5
1994-95	-	-	-	-
1995-96	0-1-0	0-1-0	0-2-0	4-6
1996-97	1-0-0	1-0-0	2-0-0	10-5

2011-12 DALLAS STARS MEDIA GUIDE

1997-98	1-0-0	1-0-0	2-0-0	6-4
1998-99	1-0-0	0-1-0	1-1-0	5-2
1999-00	1-0-0	0-0-1	1-0-1	4-3
2000-01	1-0-0	-	1-0-0	3-0
2001-02	0-0-1	1-0-0	1-0-1	7-5
2002-03	1-0-0	1-0-0	2-0-0	11-3
2003-04	1-0-0	-	1-0-0	4-2
2004-05	-	-	-	-
2005-06	1-0-0	-	1-0-0	4-1
2006-07	-	0-1-0	0-1-0	3-4
2007-08	-	-	-	-
2008-09	0-0-1	-	0-0-1	5-6
2009-10	-	1-0-0	1-0-0	3-3
2010-11	1-0-0	-	1-0-0	2-1
TOTALS:	23-11-10	18-16-8	41-27-18	299-245

2011-12 DALLAS STARS MEDIA GUIDE

WINNIPEG JETS:

2010-11 Record: 34-36-12

2010 Playoff Record: Did not qualify

2010-11 Top Scorer: Andrew Ladd (81 GP, 29-30-59)

Longest Dallas win streak vs. Winnipeg: 8, Nov. 28, 1999 – Jan. 8, 2004

Longest Winnipeg win streak vs. Dallas: 1 (2), MR 6-5 OT, Dec. 17, 2009

Longest Dallas undefeated streak vs. Winnipeg: 8, Nov. 28, 1999 – Jan. 8, 2004 (8-0-0)

Longest Winnipeg undefeated streak vs. Dallas: 1 (2), MR 6-5 OT, Dec. 17, 2009 (1-0-0)

Last Dallas win at home: Jan. 15, 2011 (6-1) (0-0-0 since last win)

Last Winnipeg win at home: Dec. 17, 2010 (6-5 OT) (1-0-0 since last win)

Last Dallas win at Winnipeg: Nov. 17, 2006 (5-3) (2-0-1 since last win)

Last Winnipeg win at Dallas: Jan. 18, 2006 (5-2) (3-0-1 since last win)

Most goals by Dallas vs. Winnipeg: 6, Jan. 15, 2011 (D, 6-1)

Most goals by Winnipeg vs. Dallas: 6, Dec. 17, 2009 (W, 5-6)

Most goals by both teams: 11, Dec. 17, 2009 (W, 5-6)

Last Dallas shutout vs. Winnipeg: Jan. 27, 2009 (2-0)

Last Winnipeg shutout vs. Dallas: None

Last Dallas overtime win vs. Winnipeg: March 19, 2003 (5-4)

Last Dallas overtime loss vs. Winnipeg: Dec. 17, 2009 (5-6)

Last Dallas shootout win vs. Winnipeg: None

Last Dallas shootout loss vs. Winnipeg: None

Overtime record vs. Winnipeg: 1-1-0

YEAR	HOME	ROAD	TOTAL	GF/GA
1999-00	1-0-0	1-0-0	2-0-0	6-3
2000-01	-	1-0-0	1-0-0	3-2
2001-02	1-0-0	1-0-0	2-0-0	6-2
2002-03	1-0-0	1-0-0	2-0-0	8-5
2003-04	1-0-0	-	1-0-0	2-1
2004-05	-	-	-	-
2005-06	0-1-0	-	0-1-0	2-5
2006-07	-	1-0-0	1-0-0	5-3
2007-08	-	-	-	-
2008-09	1-0-0	-	1-0-0	2-0
2009-10	-	0-0-1	0-0-1	5-6
2010-11	1-0-0	-	1-0-0	6-1
TOTALS	6-1-0	5-0-1	11-1-1	45-28

YEAR-BY-YEAR RESULTS

2009-10

SKATERS

PLAYER	GP	G	A	PTS	PIM
Richards	80	24	67	91	14
Eriksson	82	29	42	71	26
Neal	78	27	28	55	64
Ribeiro	66	19	34	53	38
Morrow	76	20	26	46	69
Benn	82	22	19	41	45
Robidas	82	10	31	41	70
Ott	73	22	14	36	153
Modano	59	14	16	30	22
Daley	77	6	16	22	25
Lehtinen	58	4	13	17	8
Petersen	78	9	6	15	6
Wandell	50	5	10	15	14
Niskanen	74	3	12	15	18
Skrastins	79	2	11	13	24
Brunnstrom	44	2	9	11	10
Segal	19	5	5	10	18
Fistic	67	1	9	10	69
Sutherby	46	5	4	9	66
Grossman	71	0	7	7	32
Barch	63	0	6	6	130
Woywitka	36	0	3	3	11
Peters	11	1	0	1	2
Larsen	2	0	1	1	0
Fortunus	8	0	0	0	4
Wathier	5	0	0	0	5
Gagnon	2	0	0	0	0
Vishnevskiy	2	0	0	0	0
Lindgren	1	0	0	0	0
Sawada	5	0	0	0	0

GOALTENDERS

PLAYER	W/L/OT	GP	MP	GA	SO	GAA	SV%
Turco	22-20-11	53	3,088	140	4	2.72	.913
Lehtonen	6-4-0	12	663	31	0	2.81	.911
Auld	9-6-3	21	1,181	59	0	3.00	.894
Climie	0-1-0	1	60	5	0	5.00	.868

GAME BY GAME

DATE	OPPONENT	RESULT	SCORE	RECORD
------	----------	--------	-------	--------

2011-12 DALLAS STARS MEDIA GUIDE

10/3	NSH	O**	2-3	0-0-1
10/6	@ EDM	O**	4-5	0-0-2
10/9	@ CGY	W	5-2	1-0-2
10/11	@ VAN	O**	3-4	1-0-3
10/14	NSH	W	6-0	2-0-3
10/16	BOS	L	0-3	2-1-3
10/17	@ CHI	W	4-3	3-1-3
10/19	LAK	L	1-4	3-2-3
10/21	@ ANA	W	4-2	4-2-3
10/22	@ LAK	O*	4-5	4-2-4
10/24	@ STL	W	4-1	5-2-4
10/28	TOR	W*	4-3	6-2-4
10/30	FLA	O**	5-6	6-2-5
10/31	@ NSH	L	2-4	6-3-5
11/4	CGY	O*	2-3	6-3-6
11/6	VAN	W	2-1	7-3-6
11/7	@ MIN	L	2-3	7-4-6
11/12	@ SJS	W**	3-2	8-4-6
11/14	@ PHX	L	2-3	8-5-6
11/18	@ DET	W	3-1	9-5-6
11/19	CBJ	L	1-4	9-6-6
11/21	NJD	W	5-3	10-6-6
11/23	CAR	W	2-0	11-6-6
11/25	STL	O**	3-4	11-6-7
11/27	@ PHX	L	2-5	11-7-7
11/28	TBL	W*	4-3	12-7-7
11/30	@ DET	L	1-4	12-8-7
12/3	ANA	W	3-1	13-8-7
12/5	EDM	O**	2-3	13-8-8
12/8	@ ANA	O*	3-4	13-8-9
12/11	@ SJS	W**	3-2	14-8-9
12/12	@ LAK	O**	2-3	14-8-10
12/16	@ CAR	L	3-5	14-9-10
12/17	@ ATL	O*	5-6	14-9-11
12/19	DET	W	4-3	15-9-11
12/21	SJS	L	2-4	15-10-11
12/23	CBJ	W	3-1	16-10-11
12/26	@ COL	L	1-4	16-11-11
12/29	CHI	W	5-4	17-11-11
12/31	ANA	W	5-3	18-11-11
1/2	VAN	L	1-3	18-12-11
1/5	@ NJD	L	0-4	18-13-11
1/6	@ NYR	L	2-5	18-14-11
1/8	NYI	W	4-3	19-14-11
1/10	@ CBJ	L	0-2	19-15-11
1/12	@ PHI	L	3-6	19-16-11
1/14	@ MTL	L	3-5	19-17-11
1/16	DET	W**	3-2	20-17-11

2011-12 DALLAS STARS MEDIA GUIDE

1/18	MIN	W	4-3	21-17-11
1/21	@ VAN	L	3-4	21-18-11
1/22	@ EDM	W	4-3	22-18-11
1/24	@ COL	L	0-4	22-19-11
1/27	CGY	W	4-3	23-19-11
1/29	COL	W	3-2	24-19-11
1/31	PHX	L	2-4	24-20-11
2/2	MIN	W	4-2	25-20-11
2/4	@ CBJ	L	1-2	25-21-11
2/6	PHX	W	4-0	26-21-11
2/9	@ CHI	O**	3-4	26-21-12
2/11	@ CGY	W	3-1	27-21-12
2/13	@ PHX	W	3-0	28-21-12
3/2	LAK	L	1-5	28-22-12
3/4	STL	L	1-6	28-23-12
3/6	@ PIT	L	3-6	28-24-12
3/8	@ WSH	W**	4-3	29-24-12
3/10	@ BUF	L	3-5	29-25-12
3/12	LAK	O**	1-2	29-25-13
3/14	COL	L	3-5	29-26-13
3/16	SJS	W	8-2	30-26-13
3/18	PHI	L	2-3	30-27-13
3/20	OTT	W	2-3	31-27-13
3/21	PHX	O**	2-3	31-27-14
3/23	@ NSH	W	3-1	32-27-14
3/25	@ SJS	L	0-3	32-28-14
3/27	@ LAK	W	4-1	33-28-14
3/29	@ ANA	L	1-3	33-29-14
3/31	SJS	W	5-1	34-29-14
4/2	EDM	W	6-3	35-29-14
4/3	@ STL	L	1-2	35-30-14
4/6	CHI	L	2-5	35-31-14
4/8	ANA	W**	3-2	36-31-14
4/10	@ MIN	W**	4-3	37-31-14

2009-10

SKATERS

PLAYER	GP	G	A	PTS	PIM
Richards	80	24	67	91	14
Eriksson	82	29	42	71	26
Neal	78	27	28	55	64
Ribeiro	66	19	34	53	38
Morrow	76	20	26	46	69
Benn	82	22	19	41	45
Robidas	82	10	31	41	70
Ott	73	22	14	36	153
Modano	59	14	16	30	22
Daley	77	6	16	22	25
Lehtinen	58	4	13	17	8
Petersen	78	9	6	15	6
Wandell	50	5	10	15	14
Niskanen	74	3	12	15	18
Skrastins	79	2	11	13	24
Brunnstrom	44	2	9	11	10
Segal	19	5	5	10	18
Fistric	67	1	9	10	69
Sutherby	46	5	4	9	66
Grossman	71	0	7	7	32
Barch	63	0	6	6	130
Woywitka	36	0	3	3	11
Peters	11	1	0	1	2
Larsen	2	0	1	1	0
Fortunus	8	0	0	0	4
Wathier	5	0	0	0	5
Gagnon	2	0	0	0	0
Vishnevskiy	2	0	0	0	0
Lindgren	1	0	0	0	0
Sawada	5	0	0	0	0

GOALTENDERS

PLAYER	W/L/OT	GP	MP	GA	SO	GAA	SV%
Turco	22-20-11	53	3,088	140	4	2.72	.913
Lehtonen	6-4-0	12	663	31	0	2.81	.911
Auld	9-6-3	21	1,181	59	0	3.00	.894
Climie	0-1-0	1	60	5	0	5.00	.868

GAME BY GAME

DATE	OPPONENT	RESULT	SCORE	RECORD
------	----------	--------	-------	--------

2011-12 DALLAS STARS MEDIA GUIDE

10/3	NSH	O**	2-3	0-0-1
10/6	@ EDM	O**	4-5	0-0-2
10/9	@ CGY	W	5-2	1-0-2
10/11	@ VAN	O**	3-4	1-0-3
10/14	NSH	W	6-0	2-0-3
10/16	BOS	L	0-3	2-1-3
10/17	@ CHI	W	4-3	3-1-3
10/19	LAK	L	1-4	3-2-3
10/21	@ ANA	W	4-2	4-2-3
10/22	@ LAK	O*	4-5	4-2-4
10/24	@ STL	W	4-1	5-2-4
10/28	TOR	W*	4-3	6-2-4
10/30	FLA	O**	5-6	6-2-5
10/31	@ NSH	L	2-4	6-3-5
11/4	CGY	O*	2-3	6-3-6
11/6	VAN	W	2-1	7-3-6
11/7	@ MIN	L	2-3	7-4-6
11/12	@ SJS	W**	3-2	8-4-6
11/14	@ PHX	L	2-3	8-5-6
11/18	@ DET	W	3-1	9-5-6
11/19	CBJ	L	1-4	9-6-6
11/21	NJD	W	5-3	10-6-6
11/23	CAR	W	2-0	11-6-6
11/25	STL	O**	3-4	11-6-7
11/27	@ PHX	L	2-5	11-7-7
11/28	TBL	W*	4-3	12-7-7
11/30	@ DET	L	1-4	12-8-7
12/3	ANA	W	3-1	13-8-7
12/5	EDM	O**	2-3	13-8-8
12/8	@ ANA	O*	3-4	13-8-9
12/11	@ SJS	W**	3-2	14-8-9
12/12	@ LAK	O**	2-3	14-8-10
12/16	@ CAR	L	3-5	14-9-10
12/17	@ ATL	O*	5-6	14-9-11
12/19	DET	W	4-3	15-9-11
12/21	SJS	L	2-4	15-10-11
12/23	CBJ	W	3-1	16-10-11
12/26	@ COL	L	1-4	16-11-11
12/29	CHI	W	5-4	17-11-11
12/31	ANA	W	5-3	18-11-11
1/2	VAN	L	1-3	18-12-11
1/5	@ NJD	L	0-4	18-13-11
1/6	@ NYR	L	2-5	18-14-11
1/8	NYI	W	4-3	19-14-11
1/10	@ CBJ	L	0-2	19-15-11
1/12	@ PHI	L	3-6	19-16-11
1/14	@ MTL	L	3-5	19-17-11
1/16	DET	W**	3-2	20-17-11

2011-12 DALLAS STARS MEDIA GUIDE

1/18	MIN	W	4-3	21-17-11
1/21	@ VAN	L	3-4	21-18-11
1/22	@ EDM	W	4-3	22-18-11
1/24	@ COL	L	0-4	22-19-11
1/27	CGY	W	4-3	23-19-11
1/29	COL	W	3-2	24-19-11
1/31	PHX	L	2-4	24-20-11
2/2	MIN	W	4-2	25-20-11
2/4	@ CBJ	L	1-2	25-21-11
2/6	PHX	W	4-0	26-21-11
2/9	@ CHI	O**	3-4	26-21-12
2/11	@ CGY	W	3-1	27-21-12
2/13	@ PHX	W	3-0	28-21-12
3/2	LAK	L	1-5	28-22-12
3/4	STL	L	1-6	28-23-12
3/6	@ PIT	L	3-6	28-24-12
3/8	@ WSH	W**	4-3	29-24-12
3/10	@ BUF	L	3-5	29-25-12
3/12	LAK	O**	1-2	29-25-13
3/14	COL	L	3-5	29-26-13
3/16	SJS	W	8-2	30-26-13
3/18	PHI	L	2-3	30-27-13
3/20	OTT	W	2-3	31-27-13
3/21	PHX	O**	2-3	31-27-14
3/23	@ NSH	W	3-1	32-27-14
3/25	@ SJS	L	0-3	32-28-14
3/27	@ LAK	W	4-1	33-28-14
3/29	@ ANA	L	1-3	33-29-14
3/31	SJS	W	5-1	34-29-14
4/2	EDM	W	6-3	35-29-14
4/3	@ STL	L	1-2	35-30-14
4/6	CHI	L	2-5	35-31-14
4/8	ANA	W**	3-2	36-31-14
4/10	@ MIN	W**	4-3	37-31-14

2008-09

SKATERS

PLAYER	GP	G	A	PTS	PIM
Ribeiro	82	22	56	78	52
Eriksson	82	36	27	63	14
Richards	56	16	32	48	6
Ott	64	19	27	46	135
Modano	80	15	31	46	46
Neal	77	24	13	37	51
Niskanen	80	6	29	35	52
Morrison	19	6	3	9	16
Brunnstrom	55	17	12	29	8
Robidas	72	3	23	26	76
Daley	75	7	18	25	73
Lehtinen	48	8	16	24	8
Avery	23	3	7	10	77
Sutherby	42	5	4	9	52
Morrow	18	5	10	15	49
Sydor	65	2	11	13	16
Parrish	44	8	5	13	18
Conner	38	3	10	13	10
Bergin	20	1	1	2	15
Grossman	81	2	10	12	51
Petersen	57	4	7	11	14
Barch	72	4	5	9	133
Wilson	27	2	6	8	21
Lundqvist	43	1	5	6	20
Crombeen	15	1	4	5	26
Hutchinson	38	2	3	5	12
Zubov	10	0	4	4	0
Fistric	36	0	4	4	42
Wandell	14	1	2	3	4
Boucher	16	0	3	3	15
Stafford	3	0	2	2	0
Vishnevskiy	3	0	2	2	2
Sawada	5	1	0	1	0
Janik	13	0	1	1	2
Jancevski	3	0	0	0	0

GOALTENDERS

PLAYER	W/L/OT	GP	MP	GA	SO	GAA	SV%
Turco	33-31-10	74	4,327	203	3	2.81	.898
Stephan	1-3-1	10	438	27	0	3.70	.870
Climie	2-1-0	3	185	9	0	2.92	.894

2011-12 DALLAS STARS MEDIA GUIDE

1/19	@ TBL	L	2-4	19-18-7
1/21	@ FLA	W	4-1	20-18-7
1/27	ATL	W	2-0	21-18-7
1/31	@ CBJ	W	7-3	23-18-7
2/3	CGY	W	3-1	24-18-7
2/5	@ COL	L	2-3	24-19-7
2/6	NYR	W	10-2	25-19-7
2/8	NSH	W	4-1	26-19-7
2/11	PHX	L	0-1	26-20-7
2/13	VAN	Z	2-1	27-20-7
2/14	@ CHI	L	2-6	27-21-7
2/16	@ CBJ	W**	3-2	28-21-7
2/19	EDM	W	4-2	29-21-7
2/21	CHI	L	1-3	29-22-7
2/23	SJ	L	0-1	29-23-7
2/26	STL	L	1-3	29-24-7
2/28	ANA	L	3-4	29-25-7
3/1	PIT	L	1-4	29-26-7
3/3	@ SJS	W	4-1	30-26-7
3/5	@ LAK	O*	4-5	30-26-8
3/6	@ ANA	W	3-2	31-26-8
3/8	MTL	L	1-3	31-27-8
3/10	@ STL	L	2-5	31-28-8
3/12	CAR	W	3-2	32-28-8
3/14	MIN	W*	3-2	33-28-8
3/17	@ VAN	L	2-4	33-29-8
3/18	@ CGY	L	1-2	33-30-8
3/21	@ SJS	L	2-5	33-31-8
3/24	VAN	L	2-5	33-32-8
3/26	LAK	O*	0-1	33-32-9
3/28	FLA	L	3-6	33-33-9
3/30	@ PHX	O*	5-6	33-33-10
3/31	@ LAK	W	3-2	34-33-10
4/2	CGY	L	1-2	34-34-10
4/4	STL	W*	5-4	35-34-10
4/7	@ MIN	L	1-3	35-35-10
4/9	@ COL	W **	3-2	36-34-10
4/10	@ ANA	O**	3-4	36-35-11

2007-08

SKATERS

PLAYER	GP	G	A	PTS	PIM
Ribeiro	76	27	56	83	46
Morrow	82	32	42	74	105
Richards	12	2	9	11	0
Modano	82	21	36	57	48
Hagman	82	27	14	41	51
Lehtinen	48	15	22	37	14
Zubov	46	4	31	35	12
Miettinen	69	15	19	34	34
Eriksson	69	14	17	31	28
Jokinen	52	14	14	28	14
Robidas	82	9	17	26	85
Niskanen	78	7	19	26	36
Halpern	64	10	14	24	40
Daley	82	5	19	24	85
Barnes	79	12	11	23	26
Ott	73	11	11	22	147
Lundqvist	55	3	11	13	22
Boucher	38	2	12	14	26
Norstrom	66	2	11	13	40
Grossman	62	0	7	7	22
Conner	22	3	2	5	6
Winchester	41	1	2	3	46
Barch	48	1	2	3	105
Petersen	8	0	3	3	4
Turco	62	0	3	3	16
Crombeen	8	0	2	2	39
Fistric	37	0	2	2	24
Stephan	1	0	0	0	0
Lessard	2	0	0	0	2
Jancevski	2	0	0	0	0
Smith	21	0	0	0	6
Holmqvist	2	0	0	0	0

GOALTENDERS

PLAYER	W/L/OT	GP	MP	GA	SO	GAA	SV%
Turco	38-20-5	67	3,764	140	6	2.23	.970
Smith	12-9-0	21	1,172	48	2	2.46	.906
Holmqvist	1-0-0	2	80	5	0	3.75	.857
Stephan	0-0-1	1	61	2	0	1.97	.950

GAME BY GAME

2011-12 DALLAS STARS MEDIA GUIDE

DATE	OPPONENT	RESULT	SCORE	RECORD
10/3	@ COL	L	3-4	0-1-0
10/5	BOS	W	4-1	1-1-0
10/6	@ NSH	L	1-5	1-2-0
10/10	LA	W*	5-1	2-2-0
10/12	CGY	O*	2-3	2-2-1
10/13	@ CHI	O*	1-2	2-2-2
10/17	@ CBJ	W**	3-2	3-2-2
10/20	ANA	W	3-1	4-2-2
10/25	@ LAK	L	1-2	4-3-2
10/27	@ PHX	W*	5-3	5-3-2
10/29	SJS	L	2-4	5-4-2
10/31	CHI	L	4-5	5-5-2
11/2	PHX	L	0-5	5-6-2
11/5	@ ANA	W	5-0	6-6-2
11/7	@ SJS	W	3-1	7-6-2
11/8	@ PHX	L	2-5	7-7-2
11/10	@ LAK	O*	5-6	7-7-3
11/14	SJS	O**	3-4	7-7-4
11/16	COL	W	6-1	8-7-4
11/19	LAK	W	3-0	9-7-4
11/21	ANA	W	2-1	10-7-4
11/23	TOR	W	3-1	11-7-4
11/25	@ NYR	W	3-2	12-7-4
11/26	@ NYI	W	3-0	13-7-4
11/28	@ NJD	L	2-4	13-8-4
11/30	@ PIT	L	1-4	13-9-4
12/1	@ PHI	W	4-1	14-9-4
12/3	@ CBJ	W**	2-1	15-9-3
12/5	SJS	L	2-3	15-10-4
12/7	OTT	L	2-4	15-11-4
12/10	EDM	W*	5-4	16-11-4
12/13	LAK	W	4-1	17-11-4
12/15	@ SJS	W	4-2	18-11-4
12/18	@ EDM	W**	2-1	19-11-4
12/20	@ VAN	L	2-3	19-12-4
12/21	@ CGY	W*	3-2	20-12-4
12/23	MTL	W	4-1	21-12-4
12/26	MIN	W	8-3	22-12-4
12/29	STL	W**	5-4	23-12-4
12/31	NSH	L	0-1	23-13-4
1/2	@ DET	L	1-4	23-14-4
1/3	@ MIN	L	3-6	23-15-4
1/5	DET	L	0-3	23-16-4
1/7	MIN	W	3-1	24-16-4
1/9	@ CHI	W	3-1	25-16-4
1/10	@ STL	L	2-4	25-17-4

2011-12 DALLAS STARS MEDIA GUIDE

1/12	@ LAK	O**	3-4	25-17-5
1/15	@ ANA	L	2-4	25-18-5
1/17	@ SJS	W	4-2	26-18-5
1/19	CBJ	W	3-1	27-18-5
1/20	ANA	W	5-2	28-18-5
1/22	CBJ	L	2-4	28-19-5
1/24	BUF	L	1-2	28-20-5
1/29	@ VAN	W	4-3	29-20-5
2/1	@ EDM	W	4-1	30-20-5
2/2	@ CGY	W	2-1	31-20-5
2/5	VAN	W**	3-2	32-20-5
2/7	@ MIN	W	1-0	33-20-5
2/9	STL	W	6-2	34-20-5
2/11	PHX	W	2-1	35-20-5
2/14	@ PHX	L	2-5	35-21-5
2/15	@ ANA	W	4-2	36-21-5
2/17	DET	W	1-0	37-21-5
2/20	CGY	L	2-3	37-22-5
2/22	EDM	W	5-2	38-22-5
2/23	@ NSH	W	6-3	39-22-5
2/26	@ STL	W	3-1	40-22-5
2/28	CHI	W	7-4	41-22-5
3/1	NSH	L	1-3	41-23-5
3/5	PHX	L	1-2	41-24-5
3/8	@ COL	L	1-3	41-25-5
3/9	COL	W	3-0	42-25-5
3/13	@ DET	L	3-5	42-26-5
3/15	VAN	L	3-4	42-27-5
3/19	ANA	L	1-2	42-28-5
3/22	LAK	L	2-4	42-29-5
3/27	@ SJS	O*	2-3	42-29-6
3/29	@ LAK	W	7-2	43-29-6
3/30	@ ANA	O**	2-3	43-29-7
4/3	@ PHX	W	4-2	44-29-7
4/4	PHX	L	2-4	44-30-7
4/6	SJS	W	4-2	45-30-7

2006-07

SKATERS

PLAYER	GP	G	A	PTS	PIM
Ribeiro	81	18	41	59	22
Nagy	80	12	43	55	54
Zubov	78	12	42	54	26
Boucher	76	19	32	51	104
Jokinen	82	14	34	48	18
Lehtinen	73	26	17	43	16
Modano	59	22	21	43	34
Morrow	40	16	15	31	33
Hagman	82	17	12	29	34
Lindros	49	5	21	26	70
Barnes	82	13	12	25	40
Miettinen	74	11	14	25	38
Halpern	76	8	17	25	78
Sydor	74	5	16	21	36
Eriksson	59	6	13	19	18
Robidas	75	0	17	17	86
Daley	74	4	8	12	63
Stefan	41	5	6	11	10
Modry	57	1	9	10	32
Norstrom	14	0	2	2	8
Barnaby	39	1	6	7	127
Lundqvist	36	3	3	6	14
Barch	26	3	2	5	107
Ott	19	0	4	4	35
Turco	67	0	4	4	18
Conner	11	1	2	3	4
Klemm	38	1	2	3	24
Baumgartner	13	0	3	3	21
Lessard	1	1	0	1	0
Polak	2	0	0	0	0
Grossman	8	0	0	0	4
Smith	23	0	0	0	2

GOALTENDERS

PLAYER	W/L/OT	GP	MP	GA	SO	GAA	SV%
Turco	38-20-5	67	3,764	140	6	2.23	.910
Smith	12-5-2	23	1,213	45	3	2.23	.912

GAME BY GAME

DATE	OPPONENT	RESULT	SCORE	RECORD
------	----------	--------	-------	--------

2011-12 DALLAS STARS MEDIA GUIDE

10/4	@ COL	W	3-2	1-0-0
10/7	NJD	W	3-1	2-0-0
10/12	@ LAK	W	4-1	3-0-0
10/14	@ LAK	W	4-1	4-0-0
10/15	@ ANA	W**	4-3	5-0-0
10/17	@ SJS	L	0-2	5-1-0
10/20	CHI	W	5-4	6-1-0
10/21	@ PHX	W	4-0	7-1-0
10/23	VAN	W	2-1	8-1-0
10/27	DET	L	3-4	8-2-0
10/28	LAK	W	3-2	9-2-0
11/1	STL	W	4-1	10-2-0
11/3	@ EDM	W	3-2	11-2-0
11/6	@ VAN	L	1-2	11-3-0
11/7	@ CGY	L	1-3	11-4-0
11/9	@ PHX	W	1-0	12-4-0
11/15	NYI	L	0-3	12-5-0
11/17	@ ATL	W	5-3	13-5-0
11/18	@ CAR	L	4-5	13-6-0
11/20	COL	W	5-4	14-6-0
11/22	NSH	W	1-0	15-6-0
11/24	LAK	W	5-3	16-6-0
11/27	@ DET	L	1-2	16-7-0
11/29	@ CHI	L	1-2	16-8-0
11/30	@ WSH	L	3-4	16-9-0
12/2	MIN	W**	4-3	17-9-0
12/4	SJS	W	1-0	18-9-0
12/6	PHX	W	3-0	19-9-0
12/8	@ EDM	L	0-2	19-10-0
12/9	@ PHX	W*	4-3	20-10-0
12/12	CBJ	L	1-3	20-11-0
12/14	NYR	L	2-5	20-12-0
12/16	@ LAK	W**	4-3	21-12-0
12/20	@ ANA	L	1-4	21-13-0
12/21	@ SJS	W	3-0	22-13-0
12/23	EDM	W	3-2	23-13-0
12/26	@ CHI	L	1-2	23-14-0
12/27	@ COL	W	5-4	24-14-0
12/29	NSH	W	4-1	25-14-0
12/31	SJS	L	2-4	25-15-0
1/3	@ VAN	O**	1-2	25-15-1
1/4	@ EDM	W**	6-5	26-15-1
1/6	@ CGY	L	2-4	26-16-1
1/9	PHX	L	2-5	26-17-1
1/11	ANA	L	1-5	26-18-1
1/15	LAK	W	3-1	27-18-1
1/17	CGY	W	4-2	28-18-1
1/20	@ MIN	W**	2-1	29-18-1

2011-12 DALLAS STARS MEDIA GUIDE

1/26	PIT	O**	3-4	29-18-2
1/28	@ ANA	L	1-4	29-19-2
1/30	@ SJS	W**	3-2	30-19-2
2/1	@ SJS	W	4-2	31-19-2
2/3	@ STL	L	0-2	31-20-2
2/6	MIN	W	4-2	32-20-2
2/10	ANA	W	1-0	33-20-2
2/11	COL	W	7-5	34-20-2
2/14	DET	L	1-3	34-21-2
2/18	SJS	W	5-2	35-21-2
2/20	@ MIN	O**	1-2	35-21-3
2/23	ANA	W	4-1	36-21-3
2/25	VAN	W*	2-1	37-21-3
2/27	TBL	W*	2-1	38-21-3
3/1	@ FLA	O*	1-2	38-21-4
3/2	CBJ	O**	2-3	38-21-5
3/4	SJS	L	0-4	38-22-5
3/8	@ STL	L	3-5	38-23-5
3/9	@ CBJ	W	3-0	39-23-5
3/11	LAK	W*	4-3	40-23-5
3/13	PHI	W	3-2	41-23-5
3/15	CGY	W	4-2	42-23-5
3/17	@ NSH	L	2-3	42-24-5
3/18	PHX	W*	5-4	43-24-5
3/21	@ LAK	W	4-2	44-24-5
3/23	@ ANA	O*	2-3	44-24-6
3/24	@ PHX	W**	4-3	45-24-6
3/27	PHX	W	6-0	46-24-6
3/30	@ DET	W**	4-3	47-24-6
3/31	@ NSH	W	4-2	48-24-6
4/2	STL	L	2-4	48-25-6
4/5	@ CBJ	O*	1-2	48-25-7
4/6	ANA	W**	2-1	49-25-7
4/8	CHI	W	3-2	50-25-7

2005-06

SKATERS

PLAYER	GP	G	A	PTS	PIM
Modano	78	27	50	77	58
Arnott	81	32	44	76	102
Zubov	78	13	58	71	46
Morrow	81	23	42	65	183
Jokinen	81	17	38	55	30
Lehtinen	80	33	19	52	30
Boucher	66	16	27	43	77
Guerin	70	13	27	40	115
Barnes	78	15	21	36	44
Kapanen	81	14	21	35	36
Miettinen	79	11	20	31	46
Ott	82	5	17	22	178
Hagman	54	6	9	15	16
Robidas	75	5	15	20	67
Niinimaa	22	2	4	6	24
Skoula	61	4	11	15	36
Daley	81	3	11	14	87
Klemm	76	4	7	11	60
Mitchell	16	0	2	2	26
Stevenson	16	1	0	1	21
Svoboda	43	4	3	7	22
Tjarnqvist	33	2	4	6	18
Perrott	23	2	1	3	54
Hedberg	19	0	2	2	6
Turco	68	0	2	2	28
Lessard	5	1	0	1	12
Traverse	1	0	0	0	0
Jancevski	2	0	0	0	0
Oliver	3	0	0	0	0
Polak	3	0	0	0	0
Erksine	26	0	0	0	62

GOALTENDERS

PLAYER	W/L/OT	GP	MP	GA	SO	GAA	SV%
Turco	41-19-5	68	3,910	166	2	2.55	.898
Hedberg	12-4-1	19	1,079	48	0	2.67	.898

GAME BY GAME

DATE	OPPONENT	RESULT	SCORE	RECORD
10/5	LAK	W	5-4	1-0-0

2011-12 DALLAS STARS MEDIA GUIDE

10/8	COL	L	2-3	1-1-0
10/11	PHX	W	3-2	2-1-0
10/13	@ CGY	W*	3-2	3-1-0
10/14	@ EDM	W	3-2	4-1-0
10/16	@ VAB	L	2-5	4-2-0
10/20	LAK	L	2-7	4-3-0
10/22	CGY	W	2-1	5-3-0
10/26	SJS	O*	4-5	5-3-1
10/28	EDM	L	3-5	5-4-1
10/29	@ PHX	W	5-3	6-4-1
11/2	LAK	L	3-6	6-5-1
11/4	CHI	W	9-1	7-5-1
11/5	@ COL	W**	3-2	8-5-1
11/7	EDM	W	4-0	9-5-1
11/10	@ NSH	L	3-5	9-6-1
11/12	@ SJS	W**	3-2	10-6-1
11/13	@ ANA	W	3-1	11-6-1
11/16	@ ANA	W	4-2	12-6-1
11/18	CBJ	W	6-3	13-6-1
11/23	ANA	W	3-1	14-6-1
11/25	PHX	L	1-4	14-7-1
11/26	@ NSH	W	3-1	15-7-1
11/30	SJS	W	4-1	16-7-1
12/2	CAR	W**	5-4	17-7-1
12/7	FLA	W	4-3	18-7-1
12/10	@ TOR	W	2-1	19-7-1
12/14	@ BUF	L	3-4	19-8-1
12/15	@ OTT	W	2-0	20-8-1
12/18	@ CHI	W	5-3	21-8-1
12/19	@ MIN	L	1-2	21-9-1
12/21	@ CBJ	W	5-3	22-9-1
12/23	PHX	L	2-3	22-10-1
12/26	@ STL	W	6-1	23-10-1
12/27	DET	L	1-4	23-11-1
12/29	STL	W	3-0	24-11-1
12/31	LAK	L	2-3	24-12-1
1/2	@ LAK	O*	2-3	24-12-2
1/4	VAN	W	3-1	25-12-2
1/6	ANA	W**	4-3	26-12-2
1/8	@ DET	W	6-3	27-12-2
1/9	@ MIN	W	2-1	28-12-2
1/12	WSH	W	4-1	29-12-2
1/14	@ BOS	W**	2-1	30-12-2
1/16	@ MTL	L	2-4	30-13-2
1/18	ATL	L	2-5	30-14-2
1/20	TBL	L	3-6	30-15-2
1/23	PHX	W	4-1	31-15-2
1/25	STL	W**	4-3	32-15-2

2011-12 DALLAS STARS MEDIA GUIDE

1/26	@ COL	W**	3-2	33-15-2
1/28	DET	W**	2-1	34-15-2
1/30	SJS	W**	3-2	35-15-2
2/1	NSH	W	2-1	36-15-2
2/4	@ STL	O*	4-2	36-15-3
2/6	NSH	W	4-2	37-15-3
2/9	@ PHX	W	5-1	38-15-3
2/10	@ SJS	L	3-6	38-16-3
2/12	@ LAK	L	5-6	38-17-3
3/2	@ PHX	L	2-3	38-18-3
3/4	COL	W	5-3	39-18-3
3/5	@ CHI	W	7-2	40-18-3
3/7	@ EDM	W**	4-3	41-18-3
3/9	@ CGY	L	0-1	41-19-3
3/11	@ VAN	W	2-1	42-19-3
3/13	VAN	W	4-2	43-19-3
3/16	@ LAK	W	4-1	44-19-3
3/18	@ SJS	W**	4-3	45-19-3
3/20	ANA	L	1-2	45-20-3
3/22	MIN	W	4-2	46-20-3
3/24	CHI	W**	3-2	47-20-3
3/26	CGY	W	3-2	48-20-3
3/29	ANA	W	2-1	49-20-3
3/31	@ ANA	O**	4-5	49-20-4
4/1	@ LAK	L	0-1	49-21-4
4/3	SJS	O*	2-3	49-21-5
4/6	@ ANA	W	5-3	50-21-5
4/8	@ PHX	W**	3-2	51-21-5
4/9	@ SJS	L	1-4	51-22-5
4/11	CBJ	W	3-2	52-22-5
4/15	MIN	W*	4-3	53-22-5
4/17	@ DET	L	2-3	52-23-5
4/18	@ CBJ	O*	4-5	53-23-8

2003-04

SKATERS

PLAYER	GP	G	A	PTS	PIM
Guerin	82	34	35	69	109
Arnott	73	21	39	57	66
Bure	13	2	5	7	6
Morrow	81	25	24	49	121
Modano	76	14	30	44	46
Zubov	77	7	35	42	20
Turgeon	76	15	25	40	20
Barnes	77	11	18	29	18
Lehtinen	58	13	13	26	20
DiMaio	69	9	15	24	52
Boucher	70	8	16	24	64
Matvichuk	75	1	20	21	36
Numminen	62	3	14	17	18
Young	53	8	8	16	14
Oliver	36	7	5	12	12
Ott	73	2	10	12	152
Sweeney	63	0	11	11	18
Corson	17	5	5	10	29
Therien	11	0	0	0	2
Klemm	58	2	4	6	24
Daley	27	1	5	6	14
Kapanen	67	1	5	6	16
Sekeras	4	1	1	2	2
Tjarnqvist	18	1	1	2	2
Downey	37	1	1	2	77
Miettinen	16	1	0	1	0
Robidas	14	1	0	1	8
Erksine	32	0	1	1	84
Turco	73	0	1	1	32
Ellis	1	0	0	0	0
MacMillan	4	0	0	0	0
Morgan	6	0	0	0	21
Valicevic	7	0	0	0	2
Gainey	7	0	0	0	7
Tugnutt	11	0	0	0	0
Sloan	28	0	0	0	7

GOALTENDERS

PLAYER	W/L/OT	GP	MP	GA	SO	GAA	SV%
Turco	37-21-13	73	4,359	144	9	1.98	.913
Tugnutt	3-7-0	11	548	22	1	2.41	.900

2011-12 DALLAS STARS MEDIA GUIDE

1/10	COL	L	2-4	18-18-8
1/13	@ SJS	W	3-0	19-18-8
1/15	@ COL	L	1-4	19-19-8
1/17	@ CGY	W	3-2	20-19-8
1/19	@ VAN	W	3-2	21-19-8
1/20	@ EDM	L	0-3	21-20-8
1/23	STL	W	2-0	22-20-8
1/24	@ STL	W	3-2	23-20-8
1/26	DET	T*	2-2	23-20-9
1/28	OTT	W	5-3	24-20-9
1/30	SJ	W	3-1	25-20-9
1/31	@ PHX	W	5-4	26-20-9
2/4	CBJ	W	1-0	27-20-9
2/11	NYI	T*	4-4	27-20-10
2/14	@ PHX	L	2-3	27-21-10
2/16	@ ANA	L	1-3	27-22-10
2/18	@ LAK	W	4-3	28-22-10
2/20	COL	W	5-1	29-22-10
2/22	ANA	W	4-0	30-22-10
2/25	LAK	T*	1-1	30-22-11
2/27	MIN	W	3-1	31-22-11
2/29	EDM	W*	5-4	32-22-11
3/3	CBJ	W	4-2	33-22-11
3/5	CGY	W	5-1	34-22-11
3/7	SJS	W	4-0	35-22-11
3/9	@ PIT	L	0-4	35-23-11
3/11	@ PHI	T*	2-2	35-23-12
3/13	@ DET	L	0-3	35-24-12
3/14	@ CHI	W	4-0	36-24-12
3/16	SJS	T*	3-3	36-24-13
3/18	VAN	W	3-0	37-24-13
3/20	STL	W	3-1	38-24-13
3/22	@ CGY	W	4-0	39-24-13
3/24	@ EDM	W*	4-3	40-24-13
3/27	@ VAN	O*	1-2	40-24-14
3/28	@ SJS	O*	1-2	40-24-15
3/31	EDM	L	1-3	40-25-15
4/2	@ MIN	L	2-4	40-26-15
4/4	CHI	W	5-2	41-26-15

2002-03

SKATERS

PLAYER	GP	G	A	PTS	PIM
Modano	79	28	57	85	30
Zubov	82	11	44	55	26
Guerin	64	25	25	50	113
Lehtinen	80	31	17	48	20
Arnott	72	23	24	47	51
Morrow	71	21	22	43	134
Young	79	23	19	42	30
Turgeon	65	12	30	42	18
Barnes	13	2	5	7	8
Dahlen	63	17	20	37	14
Sydor	81	5	31	36	40
Kapanen	82	5	29	34	44
Hatcher	82	8	22	30	106
Boucher	80	7	20	27	94
Lemieux	32	2	4	6	14
DiMaio	69	10	9	19	76
Odelein	3	0	0	0	6
Malhotra	59	3	7	10	42
Robidas	76	3	7	10	35
Ott	26	3	4	7	31
Muller	55	1	5	9	18
Matvichuk	68	1	5	6	58
Pellerin	20	1	3	4	8
Oliver	6	0	3	3	2
Turco	55	0	3	3	16
Erskine	16	2	0	2	29
Downey	43	1	1	2	69
Montgomery	1	0	0	0	0
Hirsch	2	0	0	0	0
Sim	4	0	0	0	0
Helenius	5	0	0	0	6
Tugnutt	31	0	0	0	0

GOALTENDERS

PLAYER	W/L/OT	GP	MP	GA	SO	GAA	SV%
Belfour	31-10-10	55	3,203	92	7	1.72	.932
Tugnutt	15-10-5	31	1,701	70	4	2.47	.896
Hirsch	0-1-0	2	97	4	0	2.47	.897

GAME BY GAME

2011-12 DALLAS STARS MEDIA GUIDE

DATE	OPPONENT	RESULT	SCORE	RECORD
10/9	@ COL	T*	1-1	0-1-1
10/11	ANA	W	4-2	1-0-1
10/12	@ PHX	W	5-2	2-0-1
10/15	EDM	W	3-0	3-0-1
10/17	@ MIN	L	1-3	3-1-1
10/19	@ STL	L	3-5	3-2-1
10/20	WSH	W	5-2	4-2-1
10/24	@ CGY	T*	3-3	4-2-2
10/26	@ VAN	W	4-1	5-2-2
10/28	@ EDM	W	4-3	6-2-2
10/30	FLA	O*	2-3	6-2-3
11/1	@ CBJ	L	2-4	6-3-3
11/3	@ DET	T*	3-3	6-3-4
11/6	VAN	W	4-0	7-3-4
11/8	TOR	W	2-1	8-3-4
11/10	@ NYI	L	2-3	8-4-4
11/12	@ MTL	W	4-2	9-4-4
11/13	@ WSH	W	6-1	10-4-4
11/15	COL	W	4-2	11-4-4
11/17	CBJ	W*	3-2	12-4-4
11/20	@ PHX	T*	2-2	12-4-5
11/22	@ ANA	W	4-0	13-4-5
11/25	PHX	W	5-1	14-5-5
11/27	MIN	W	5-0	15-5-5
11/29	NYR	T*	3-3	15-5-6
11/30	@ NSH	L	2-5	15-6-6
12/4	MTL	W	5-1	16-6-6
12/6	DET	T*	3-3	16-6-7
12/11	LAK	L	0-3	16-7-7
12/13	ATL	W	3-1	17-7-7
12/15	@ CHI	W	5-0	18-7-7
12/17	@ PHI	T*	2-2	18-7-8
12/19	@ DET	T*	1-1	18-7-9
12/21	@ NJ	L	3-5	18-8-9
12/22	@ CAR	L	0-1	18-9-9
12/26	@ NSH	L	1-3	18-10-9
12/27	@ FLA	W	4-0	19-10-9
12/29	DET	T*	2-2	19-10-10
13/31	EDM	W	4-1	20-10-10
1/2	@ SJS	W	3-1	21-10-10
1/4	@ LAK	W	3-2	22-10-10
1/5	@ ANA	T*	1-1	22-10-11
1/7	LAK	W	7-4	23-10-11
1/9	CHI	W*	4-3	24-10-11
1/11	COL	W	6-3	25-10-11
1/18	@ SJS	W	3-1	26-10-11
1/20	@ COL	T*	1-1	26-10-12

2011-12 DALLAS STARS MEDIA GUIDE

1/22	CBJ	W	4-2	27-10-12
1/24	TBL	L	1-4	27-11-12
1/25	@ STL	W	4-2	28-11-12
1/27	OTT	W	5-3	29-11-12
1/29	CGY	W	4-1	30-11-12
2/5	STL	T*	2-2	30-11-13
2/8	@ PHX	W	3-1	31-11-13
2/9	LAK	W	3-1	32-11-13
2/11	CAR	W*	2-1	33-11-13
2/14	ANA	L	2-4	33-12-13
2/16	SJS	W	3-1	34-12-13
2/19	CGY	T*	1-1	34-12-14
2/21	PHX	T*	2-2	34-12-15
2/23	@ CHI	W	3-0	35-12-15
2/25	@ BOS	T*	5-5	35-12-16
2/27	@ OTT	O*	2-3	35-12-17
2/28	@ BUF	L	3-5	35-13-17
3/2	PIT	W	3-1	36-13-17
3/5	CHI	W	7-4	37-13-17
3/7	NSH	L	1-2	37-14-17
3/9	SJS	W	3-0	38-14-17
3/11	@ CBJ	W	2-0	39-14-17
3/12	@ MIN	L	2-4	39-15-17
3/15	@ EDM	L	3-4	39-16-17
3/17	VAN	L	2-4	39-17-17
3/19	@ ATL	W*	5-4	40-17-17
3/21	MIN	O*	2-3	40-17-18
3/23	STL	W	3-1	41-17-18
3/25	@ VAN	W	4-3	42-17-18
3/27	@ CGY	O*	1-2	42-17-19
3/29	@ SJS	W	4-3	43-17-19
3/31	BUF	W	3-0	44-17-19
4/2	ANA	W	2-1	45-17-19
4/6	NSH	W	2-0	46-17-19

2001-02

SKATERS

PLAYER	GP	G	A	PTS	PIM
Modano	78	34	43	77	38
Lehtinen	73	25	24	49	14
Nieuwendyk	67	23	24	47	18
Turgeon	66	15	32	47	16
Arnott	10	3	1	4	6
Zubov	80	12	32	44	22
Morrow	72	17	28	35	109
Sydor	78	4	29	33	50
Muller	78	10	20	30	28
Langenbrunner	68	10	16	26	54
Rucinsky	42	6	11	17	24
Hatcher	80	4	21	25	87
Matvichuk	82	9	12	21	52
Verbeek	64	7	13	20	72
McKay	14	1	4	5	7
Brunet	32	4	9	13	8
Malhotra	16	1	0	1	5
Pellerin	33	3	5	8	15
Dimaio	61	6	6	12	25
Audette	20	4	8	12	12
Kamensky	24	3	6	9	2
Gilchrist	26	2	5	7	6
Lukowich	66	1	6	7	40
Hogue	32	3	3	6	24
MaClean	20	3	3	6	17
Van Allen	19	2	4	6	6
Belfour	60	0	5	5	12
Sim	26	3	0	3	10
Montgomery	8	0	2	2	0
Manson	34	0	1	1	23
Hawgood	2	0	0	0	2
Lyashenko	4	0	0	0	0
Turco	31	0	0	0	10
Helenius	39	0	0	0	58

GOALTENDERS

PLAYER	W/L/OT	GP	MP	GA	SO	GAA	SV%
Belfour	21-24-11	60	3,467	153	1	2.65	.895
Turco	15-6-2	31	1,519	53	2	2.09	.921

GAME BY GAME

2011-12 DALLAS STARS MEDIA GUIDE

DATE	OPPONENT	RESULT	SCORE	RECORD
10/5	NSH	W	4-1	1-0-0
10/7	@ CAR	L	0-3	1-1-0
10/9	LAK	W	2-1	2-1-0
10/11	VAN	L	1-4	2-2-0
10/13	CGY	O*	3-4	2-2-1
10/17	@ STL	T*	2-2	2-2-2
10/18	PHX	W	3-1	3-2-2
10/20	CHI	T*	2-2	3-2-3
10/24	@ PIT	L	2-3	3-3-3
10/26	@ DET	W	5-3	4-3-3
10/28	@ NYI	O*	2-3	4-3-4
10/29	@ NYR	L	2-4	4-4-4
10/31	DET	O*	3-4	4-4-5
11/2	NSH	W	3-0	5-4-5
11/3	@ NSH	L	1-4	5-5-5
11/7	SJS	T*	2-2	5-5-6
11/9	PHX	L	1-5	5-6-6
11/11	@ ANA	T*	2-2	5-6-7
11/15	@ LAK	W	4-3	6-6-7
11/17	@ SJS	W*	3-2	7-6-7
11/19	NYI	L	2-3	7-7-7
11/21	CAR	T*	4-4	7-7-8
11/23	PHI	T*	3-3	7-7-9
11/25	@ MIN	W	4-3	8-7-9
11/29	@ CGY	W	3-0	9-7-9
12/1	@ EDM	W	6-4	10-7-9
12/2	@ VAN	W	4-2	11-7-9
12/5	OTT	L	3-6	11-8-9
12/7	EDM	W	5-0	12-8-9
12/12	BUF	W	4-3	13-8-9
12/14	CGY	L	3-4	13-9-9
12/15	@ PHX	W	6-2	14-9-9
12/17	SJS	L	1-4	14-10-9
12/20	@ PHI	L	1-2	14-11-9
12/22	@ CBJ	W	4-2	15-11-9
12/23	@ ATL	W	4-1	16-11-9
12/26	COL	L	0-2	16-12-9
12/28	WSH	O*	2-3	16-12-10
12/31	BOS	W	2-1	17-12-10
1/2	ATL	W	2-1	18-12-10
1/5	@ STL	L	2-5	18-13-10
1/8	@ TBL	W	2-1	19-13-10
1/9	@ FLA	W	3-2	20-13-10
1/12	@ DET	L	2-5	20-14-10
1/13	@ MIN	W	3-1	21-14-10
1/16	DET	W	3-2	22-14-10

2011-12 DALLAS STARS MEDIA GUIDE

1/18	FLA	L	2-3	22-15-10
1/20	@ CHI	L	2-3	22-16-10
1/21	@ CBJ	W	5-3	23-16-10
1/23	VAN	L	2-4	23-17-10
1/25	ANA	L	1-6	23-18-10
1/28	CBJ	W	4-2	24-18-10
2/6	@ NSH	L	1-2	24-19-10
2/8	EDM	T*	1-1	24-19-11
2/10	@ ANA	W	5-1	25-19-11
2/11	@ LAK	L	1-2	25-20-11
2/13	NYR	W	4-2	26-20-11
2/26	@ PHX	L	1-5	26-21-11
2/28	@ VAN	W*	4-3	27-21-11
3/2	@ COL	W	2-1	28-21-11
3/3	SJS	W	4-1	29-21-11
3/6	LAK	W*	3-2	30-21-11
3/8	MIN	L	3-5	30-22-11
3/10	NJD	L	0-3	30-23-11
3/12	@ WSH	W	5-2	31-23-11
3/14	@ MTL	T*	3-3	31-23-12
3/16	@ TOR	T*	5-5	31-23-13
3/18	@ CHI	T*	2-2	31-23-14
3/20	STL	W	3-2	32-23-14
3/22	PHX	W	4-3	33-23-14
3/24	ANA	L	1-2	33-24-14
3/26	@ SJS	L	2-3	33-25-14
3/28	@ CGY	T*	2-2	33-25-15
3/30	@ EDM	L	1-3	33-26-15
4/1	CBJ	W	3-1	34-26-15
4/3	STL	O*	1-2	34-26-16
4/5	COL	W	3-1	35-26-16
4/7	@ ANA	L	1-4	35-27-16
4/8	@ LAK	L	0-3	35-28-16
4/10	MIN	T*	4-4	35-28-17
4/12	CHI	W	3-1	36-28-17
4/14	@ COL	T*	2-2	36-28-18

2000-01

SKATERS

PLAYER	GP	G	A	PTS	PIM
Modano	81	33	51	84	52
Hull	79	39	40	79	18
Nieuwendyk	69	29	23	52	30
Zubov	79	10	41	51	24
Sydor	81	10	37	47	34
Lehtinen	74	20	25	45	24
Morrow	82	20	24	44	128
Marshall	75	13	24	37	64
Langenbrunner	53	12	18	30	57
Donato	65	8	17	25	26
Keane	67	10	14	24	35
Van Allen	59	7	16	23	16
Hatcher	80	2	21	23	77
Matvichuk	78	4	16	20	62
Lukowich	80	4	10	14	76
Hogue	34	3	7	10	26
Muller	55	1	9	10	26
Lyashenko	60	6	3	9	45
Bouck	48	2	5	7	29
MacLean	28	4	2	6	17
Ledyard	8	0	1	1	4
Sloan	33	2	2	4	4
Helenius	57	1	2	3	99
Sim	15	0	3	3	6
Wright	2	0	1	1	4
Belfour	63	0	1	1	4
Wotton	1	0	0	0	0
Gainey	1	0	0	0	0
Leeb	2	0	0	0	0
Diduck	14	0	0	0	18
Jackman	16	0	0	0	18
Turco	26	0	0	0	12

GOALTENDERS

PLAYER	W/L/OT	GP	MP	GA	SO	GAA	SV%
Belfour	35-20-7	63	3,689	144	8	2.34	.905
Turco	13-6-1	26	1,266	40	3	1.90	.925

GAME BY GAME

DATE	OPPONENT	RESULT	SCORE	RECORD
------	----------	--------	-------	--------

2011-12 DALLAS STARS MEDIA GUIDE

10/4	COL	T*	2-2	0-0-1
10/7	@ OTT	L	1-3	0-1-1
10/9	@ TOR	W	3-1	1-1-1
10/10	@ CAR	L	2-5	1-2-1
10/12	PHI	W	4-1	2-2-1
10/14	WSH	W	3-0	3-2-1
10/18	SJS	W	2-1	4-2-1
10/20	@ CHI	W	5-1	5-2-1
10/21	LAK	W	4-3	6-2-1
10/25	VAN	L	2-6	6-3-1
10/27	PHX	L	2-4	6-4-1
10/28	@ STL	O*	3-4	6-4-2
11/1	CBJ	W	4-0	7-4-2
11/3	@ PHX	T*	2-2	7-4-3
11/11	MTL	W	2-0	8-4-3
11/14	@ CBJ	L	2-3	8-5-3
11/15	@ BUF	T*	2-2	8-5-4
11/17	@ DET	W	1-0	9-5-4
11/20	TBL	W	6-2	10-5-4
11/22	@ NSH	W	1-0	11-5-4
11/24	CBJ	W	3-0	12-5-4
11/25	@ CBJ	W	4-2	13-5-4
11/29	CGY	L	3-4	13-6-4
12/1	@ COL	L	2-4	13-7-4
12/2	@ PHX	W	5-2	14-7-4
12/6	@ SJS	T*	2-2	14-7-5
12/7	@ LAK	L	2-5	14-8-5
12/10	@ ANA	W	1-0	15-8-5
12/13	EDM	W	5-2	16-8-5
12/15	CHI	W	4-1	17-8-5
12/17	@ MIN	L	0-6	17-9-5
12/20	@ NJD	L	1-4	17-10-5
12/21	@ NYI	W	3-1	18-10-5
12/23	@ PIT	W	8-2	19-10-5
12/27	ANA	W	3-1	20-10-5
12/29	LAK	L	1-4	20-11-5
12/31	NYR	W	6-1	21-11-5
1/4	@ DET	L	2-4	21-12-5
1/6	@ BOS	W	4-0	22-12-5
1/8	@ NYR	W	2-1	23-12-5
1/10	@ ATL	W	3-2	24-12-5
1/12	DET	L	2-3	24-13-5
1/14	@ TBL	W	3-2	25-13-5
1/15	@ FLA	L	0-2	25-14-5
1/17	NSH	W*	4-3	26-14-5
1/19	PIT	W*	6-5	27-14-5
1/21	@ PHX	L	2-5	27-15-5
1/22	VAN	W	2-1	28-15-5

2011-12 DALLAS STARS MEDIA GUIDE

1/24	NJD	L	1-4	28-16-5
1/26	SJS	L	1-2	28-17-5
1/30	@ LAK	L	0-8	28-18-5
2/1	@ SJS	W	4-2	29-18-5
2/7	EDM	W	3-2	30-18-5
2/9	MIN	L	1-2	30-19-5
2/11	STL	T	3-3	30-19-6
2/13	@ NSH	W	2-1	31-19-6
2/14	LAK	W	4-2	32-19-6
2/16	ANA	W*	3-2	33-19-6
2/18	DET	L	1-2	33-20-6
2/21	MIN	W	6-2	34-20-6
2/23	BOS	W*	5-4	35-20-6
2/25	@ EDM	O*	2-3	35-20-7
2/26	@ CGY	L	2-3	35-21-7
2/28	@ VAN	L	4-5	35-22-7
3/2	@ ANA	W	5-2	36-22-7
3/4	BUF	W	4-1	37-22-7
3/7	CHI	L	1-4	37-23-7
3/10	COL	W*	3-2	38-23-7
3/11	@ COL	L	2-3	38-24-7
3/13	@ CHI	W	3-0	39-24-7
3/16	PHX	T*	1-1	39-24-8
3/18	OTT	W	5-1	40-24-8
3/19	@ MIN	W	4-1	41-24-8
3/21	ANA	W	8-0	42-24-8
3/23	NYI	W	2-1	43-24-8
3/25	STL	T*	1-1	43-24-9
3/28	@ VAN	W	3-1	44-24-9
3/30	@ EDM	W	5-4	45-24-9
3/31	@ CGY	W	2-0	46-24-9
4/2	CGY	O*	4-4	46-24-10
4/4	NSH	W	5-1	47-24-10
4/7	@ SJS	W*	5-4	48-24-10

1999-00

SKATERS

PLAYER	GP	G	A	PTS	PIM
Modano	77	38	43	81	48
Hull	79	24	35	59	43
Zubov	77	9	33	42	18
Langenbrunner	65	18	21	39	68
Cote	28	2	8	10	14
Nieuwendyk	48	15	19	34	26
Keane	81	13	21	34	41
Sydor	74	8	26	34	32
Morrow	64	14	19	33	81
Matvichuk	70	4	21	25	42
Hatcher	57	2	22	24	68
Muller	47	7	15	22	24
Sloan	67	4	13	17	50
Carbonneau	69	10	6	16	36
Thornton	30	6	3	9	38
Gavey	41	7	6	13	44
Lyashenko	58	6	6	12	10
Manson	26	1	2	3	22
Sim	25	5	3	8	10
Lehtinen	17	3	5	8	0
Marshall	45	2	6	8	38
Pushor	62	0	8	8	53
Lind	34	3	4	7	6
Patera	12	1	4	5	4
Wright	23	1	4	5	16
Bouchard	2	0	0	0	2
Lukowich	60	3	1	4	50
Murray	32	2	1	3	62
Skrudland	22	1	2	3	22
Jackman	22	1	2	3	6
Belfour	62	0	3	3	10
Plante	16	1	1	2	2
Fernandez	24	0	2	2	2
Luhning	10	0	1	1	13
Chambers	4	0	0	0	4
Alridge	4	0	0	0	1
Christie	5	0	0	0	0
Letang	8	0	0	0	2
Dean	14	0	0	0	10

GOALTENDERS

2011-12 DALLAS STARS MEDIA GUIDE

PLAYER	W/L/OT	GP	MP	GA	SO	GAA	SV%
Belfour	32-21-7	62	3,620	127	4	2.10	.910
Fernandez	11-8-3	24	1,353	48	1	2.19	.920

GAME BY GAME

DATE	OPPONENT	RESULT	SCORE	RECORD
10/1	PIT	W	6-4	1-0-0
10/2	ANA	W	2-0	2-0-0
10/5	@ DET	W	3-2	3-0-0
10/8	@ ANA	L	0-3	3-1-0
10/9	@ SJS	W	3-2	4-1-0
10/13	SJS	L	0-2	4-2-0
10/15	BOS	T*	2-2	4-2-1
10/16	@ NSH	L	2-3	4-3-1
10/20	EDM	W	2-1	5-3-1
10/22	NJD	W*	2-1	6-3-1
10/25	@ TOR	L	0-4	6-4-1
10/30	TBL	L	1-3	6-5-1
11/3	BUF	L	1-3	6-6-1
11/5	@ PHX	W	6-4	7-6-1
11/6	@ SJS	L	1-2	7-7-1
11/9	@ STL	W	5-2	8-7-1
11/10	DET	L	2-4	8-8-1
11/17	@ WSH	T*	2-2	8-8-2
11/18	@ PHI	T*	1-1	8-8-3
11/20	@ CAR	L	0-1	8-9-3
11/22	COL	O*	2-3	8-9-4
11/24	LAK	W*	3-2	9-9-4
11/26	ANA	L	2-4	9-10-4
11/28	@ ATL	W	4-2	10-10-4
11/30	@ NYI	W	2-1	11-10-4
12/1	@ MTL	W	3-2	12-10-4
12/4	@ OTT	W	3-1	13-10-4
12/6	PHX	L	2-3	13-11-4
12/8	CAR	W	2-1	14-11-4
12/10	FLA	W	4-3	15-11-4
12/11	@ STL	L	2-4	15-12-4
12/15	CGY	W	5-1	16-12-4
12/17	@ EDM	T*	2-2	16-12-5
12/18	@ VAN	W	4-2	17-12-5
12/21	@ CGY	T*	0-0	17-12-6
12/23	@ CHI	L	2-5	17-13-6
12/27	SJS	L	1-3	17-14-6
12/29	NYR	W*	4-3	18-14-6
12/31	ANA	W	5-4	19-14-6
1/3	LAK	W	4-1	20-14-6
1/5	NSH	W	3-1	21-14-6

2011-12 DALLAS STARS MEDIA GUIDE

1/7	VAN	L	1-3	21-15-6
1/11	@ EDM	W	3-2	22-15-6
1/12	@ CGY	O*	1-2	22-15-7
1/15	@ VAN	W	2-1	23-15-7
1/19	@ ANA	L	1-3	23-16-7
1/20	@ LAK	W	5-2	24-16-7
1/23	@ CHI	W	3-2	25-16-7
1/26	LAK	W	3-1	26-16-7
1/28	STL	L	1-3	26-17-7
1/31	EDM	W	2-1	27-17-7
2/2	ATL	W	2-1	28-17-7
2/3	@ PHX	W	2-0	29-17-7
2/9	@ ANA	W	5-3	30-17-7
2/11	@ LAK	L	2-3	30-18-7
2/13	WSH	W	2-1	31-18-7
2/16	NSH	W	3-0	32-18-7
2/18	PHX	L	3-4	32-19-7
2/20	@ COL	W	2-1	33-19-7
2/21	@ NSH	L	2-5	33-20-7
2/23	@ DET	W	5-2	34-20-7
2/25	CHI	O*	3-4	34-20-8
2/27	COL	T*	1-1	34-20-9
3/1	PHI	W	2-0	35-20-9
3/3	@ PHX	W	4-1	36-20-9
3/5	DET	L	3-5	36-21-9
3/8	VAN	T*	3-3	36-21-10
3/10	NYI	O*	3-4	36-21-11
3/12	STL	W	4-2	37-21-11
3/13	@ NYR	W	4-3	38-21-11
3/15	@ NJD	W	3-2	39-21-11
3/18	@ CHI	T*	2-2	39-21-12
3/19	SJS	W	5-3	40-21-12
3/24	CHI	W	5-1	41-21-12
3/26	COL	O*	1-2	41-21-13
3/28	@ TBL	W	4-2	42-21-13
3/29	@ FLA	W	4-1	43-21-13
4/2	@ COL	O*	2-3	43-21-14
4/3	CGY	T*	2-2	43-21-15
4/5	@ SJS	L	2-5	43-22-15
4/7	@ LAK	L	2-3	43-23-15
4/9	PHX	T*	2-2	43-23-16

1998-99

SKATERS

PLAYER	GP	G	A	PTS	PIM
Modano	77	34	47	81	44
Hull	60	32	29	58	30
Nieuwendyk	67	28	27	34	18
Lehtinen	74	20	32	52	18
Zubov	81	10	41	51	20
Sydor	74	14	34	48	50
Langenbrunner	75	12	33	45	62
Verbeek	78	17	17	34	133
Marshall	82	13	18	31	85
Hatcher	80	9	21	30	102
Hogue	12	1	3	4	4
Keane	81	6	23	29	62
Hrkac	69	13	14	27	26
Plante	10	2	3	5	4
Reid	73	6	11	17	16
Carbonneau	74	4	12	16	31
Matvichuk	64	3	9	12	51
Chambers	61	2	9	11	18
Ludwig	80	2	6	8	87
Gusev	22	1	4	5	6
Skrudland	40	4	1	5	33
Severyn	30	1	2	3	50
Sim	7	1	0	1	12
Fairchild	1	0	0	0	0
Fernandez	1	0	0	0	0
Buzek	2	0	0	0	2
Gavey	7	0	0	0	10
Wright	11	0	0	0	0
Sloan	14	0	0	0	10
Lidster	17	0	0	0	10
Botterill	17	0	0	0	23
Turek	26	0	0	0	0
Belfour	61	0	0	0	26

GOALTENDERS

PLAYER	W/L/OT	GP	MP	GA	SO	GAA	SV%
Belfour	35-15-9	61	3,536	117	5	1.99	.915
Turek	16-3-3	26	1,382	48	1	2.08	.915
Fernandez	0-1-0	1	60	2	0	2.00	.931

GAME BY GAME

2011-12 DALLAS STARS MEDIA GUIDE

DATE	OPPONENT	RESULT	SCORE	RECORD
10/10	BUF	W	4-1	1-0-0
10/13	CHI	W	3-1	2-0-0
10/15	@ CAR	T*	2-2	2-0-1
10/17	@ CHI	L	3-4	2-1-1
10/20	CGY	W	3-1	3-1-1
10/22	PHX	W	2-1	4-1-1
10/24	SJS	W	2-1	5-1-1
10/30	ANA	T*	3-3	5-1-2
11/4	@ SJS	L	0-4	6-2-2
11/7	@ LAK	W	4-3	7-2-2
11/11	PHX	L	0-2	7-3-2
11/13	@ DET	W	5-1	8-3-2
11/14	@ BOS	W	3-1	9-3-2
11/20	NYI	W	4-2	10-3-2
11/21	@ STL	T*	3-3	10-3-3
11/23	SJS	W	3-2	11-3-3
11/25	NJD	L	2-5	11-4-3
11/27	WSH	W	4-0	12-4-3
12/2	@ SJS	W	3-0	13-4-3
12/4	@ VAN	L	1-4	13-5-3
12/6	@ EDM	W	6-2	14-5-3
12/7	@ CGY	W	3-2	15-5-3
12/9	SJS	T*	3-3	15-5-4
12/11	MTL	W	3-2	16-5-4
12/13	@ CHI	T*	2-2	16-5-5
12/15	STL	W	7-3	17-5-5
12/18	@ DET	W	3-1	18-5-5
12/20	@ OTT	W	3-2	19-5-5
12/21	@ MTL	T*	2-2	19-5-6
12/23	@ TOR	W	5-1	20-5-6
12/26	@ COL	W	4-2	21-5-6
12/28	NSH	W	1-0	22-5-6
12/31	BOS	W	6-1	23-5-6
1/1	@ PHX	W*	2-1	24-5-6
1/6	VAN	W	6-4	25-5-6
1/8	@ CGY	L	0-1	25-6-6
1/10	@ VAN	L	0-2	25-7-6
1/12	@ EDM	T*	2-2	25-7-7
1/13	@ SJS	W	2-1	26-7-7
1/15	@ ANA	W	3-1	27-7-7
1/18	VAN	L	3-5	27-8-7
1/20	TOR	L	4-6	27-9-7
1/27	LAK	W	3-2	28-9-7
1/29	@ TBL	W	4-1	29-9-7
1/30	@ FLA	W	5-2	30-9-7
2/1	CGY	T*	2-2	30-9-8

2011-12 DALLAS STARS MEDIA GUIDE

2/7	COL	L	0-3	30-10-8
2/12	@ ANA	W	3-2	31-10-8
2/13	@ LAK	W	3-2	32-10-8
2/15	EDM	W	4-1	33-10-8
2/17	FLA	W	2-1	34-10-8
2/19	CHI	W	5-1	35-10-8
2/21	COL	T*	1-1	35-10-9
2/23	@ NSH	W	4-3	36-10-9
2/24	NSH	L	1-2	36-11-9
2/26	PIT	W	6-4	37-11-9
3/2	@ NYR	T*	2-2	38-11-9
3/4	@ NYI	W*	3-2	39-11-9
3/5	@ BUF	L	1-2	39-12-9
3/7	STL	W	4-3	40-12-9
3/10	EDM	W	4-3	40-12-10
3/12	ANA	W	4-0	41-12-10
3/14	@ PHI	T*	1-1	42-12-11
3/16	@ PIT	T*	2-2	42-12-12
3/17	@ WSH	L*	1-2	42-13-12
3/19	OTT	L	1-2	42-14-12
3/21	CAR	W*	3-2	43-14-12
3/23	@ PHX	W	3-2	44-14-12
3/25	@ LAK	W	2-1	45-14-12
3/26	@ ANA	L	1-5	45-15-12
3/28	@ NSH	W	3-0	46-15-12
3/31	TBL	W	6-4	47-15-12
4/3	@ STL	L	2-5	47-16-12
4/4	DET	L	0-3	47-17-12
4/7	ANA	W	5-1	48-17-12
4/9	NYR	W	3-1	49-17-12
4/11	LAK	W	6-2	50-17-12
4/14	PHX	W	4-2	51-17-12
4/17	@ PHX	L	0-2	51-18-12
4/18	@ COL	L	1-2	51-19-12

1997-98

SKATERS

PLAYER	GP	G	A	PTS	PIM
Nieuwendyk	73	39	30	69	30
Modano	52	21	38	59	32
Verbeek	82	31	26	57	170
Zubov	73	10	47	57	16
Langenbrunner	81	23	29	52	61
Sydor	79	11	35	46	51
Lehtinen	72	23	19	42	20
Adams	49	14	18	32	20
Hatcher	70	6	25	31	132
Carbonneau	77	7	17	24	40
Chambers	57	2	22	24	26
Keane	13	2	3	5	5
Hogue	53	6	16	22	35
Harvey	59	9	10	19	104
Marshall	72	9	10	19	96
Reid	65	6	12	18	14
Matvichuk	74	3	15	18	63
Skrudland	13	2	0	2	10
Errey	59	2	9	11	46
Hrkac	13	5	3	8	0
Bassen	58	3	4	7	57
Ludwig	80	0	7	7	131
Wright	21	4	2	6	2
Lind	39	2	3	5	6
Keczmer	17	1	2	3	26
Muni	40	1	1	2	25
Tancill	2	0	1	1	0
Lukowich	4	0	1	1	2
Kennedy	2	0	0	0	2
Douris	1	0	0	0	0
Skalde	1	0	0	0	0
Fernandez	2	0	0	0	0
Buzek	2	0	0	0	2
Cote	3	0	0	0	15
Botterill	4	0	0	0	19
Mitchell	7	0	0	0	7
Gusev	9	0	0	0	2
Turek	23	0	0	0	2
Belfour	61	0	0	0	18

GOALTENDERS

2011-12 DALLAS STARS MEDIA GUIDE

PLAYER	W/L/OT	GP	MP	GA	SO	GAA	SV%
Belfour	37-12-10	61	3,581	112	9	1.88	.916
Turek	11-10-1	23	1,324	49	1	2.22	.901
Fernandez	1-0-0	2	69	2	0	1.74	.943

GAME BY GAME

DATE	OPPONENT	RESULT	SCORE	RECORD
10/1	@ COL	T*	2-2	0-0-1
10/4	STL	L	1-2	0-1-1
10/7	@ BUF	W	4-2	1-1-1
10/8	@ DET	L	1-3	1-2-1
10/10	CHI	W	7-0	2-2-1
10/14	CGY	W*	5-4	3-2-1
10/16	FLA	W	4-0	4-2-1
10/18	@ TOR	W	5-4	5-2-1
10/19	@ OTT	L	1-3	5-3-1
10/21	VAN	L	1-5	5-4-1
10/24	@ CHI	W	2-0	6-4-1
10/25	COL	W	3-1	7-4-1
10/28	@ NYR	W	3-2	8-4-1
10/29	@ WSH	W	4-3	9-4-1
11/2	@ PHI	T*	3-3	9-4-2
11/3	@ MTL	L	4-6	9-5-2
11/5	@ PIT	W	5-2	10-5-2
11/7	NYR	T*	2-2	10-5-3
11/10	STL	L	1-7	10-6-3
11/12	BOS	T*	3-3-	10-6-4
11/15	@ LAK	W	5-1	11-6-4
11/16	@ ANA	W	4-0	12-6-4
11/19	EDM	W	3-2	13-6-4
11/21	@ DET	L	2-4	13-7-4
11/22	@ BOS	W	2-0	14-7-4
11/24	ANA	W	5-0	15-7-4
11/26	LAK	W	4-1	16-7-4
11/27	@ PHX	W	4-1	17-7-4
11/29	PHX	W	5-2	18-7-4
12/3	EDM	W	4-1	19-7-4
12/5	CGY	W	4-1	20-7-4
12/8	@ TOR	L	0-3	20-8-4
12/10	TBL	W	3-0	21-8-4
12/12	SJS	L	0-1	21-9-4
12/15	BUF	W	8-4	22-9-4
12/18	@ CGY	W	2-1	23-9-4
12/20	@ EDM	W	2-1	24-9-4
12/23	@ VAN	W	3-1	25-9-4
12/27	VAN	T*	3-3	25-9-5
12/29	@ DET	T*	2-2	25-9-6

2011-12 DALLAS STARS MEDIA GUIDE

12/31	LAK	T*	2-2	25-9-7
1/2	NYI	W	2-1	26-9-7
1/3	@ CAR	W	6-1	27-9-7
1/5	@ NJD	W	4-3	28-9-7
1/7	OTT	L	0-2	28-10-7
1/9	DET	T*	3-3	28-10-8
1/11	@ ANA	L*	1-2	28-11-8
1/12	@ SJS	W	3-1	29-11-8
1/14	@ STL	W	2-1	30-11-8
1/21	COL	W	3-2	31-11-8
1/24	@ COL	W	3-2	32-11-8
1/26	TOR	W	5-1	33-11-8
1/29	@ FLA	L	2-3	33-12-8
1/31	@ STL	L	3-6	33-13-8
2/2	@ TOR	W	5-1	34-13-8
2/4	PHI	W	1-0	35-13-8
2/7	CHI	W	3-1	36-13-8
2/25	@ NYI	W	4-1	37-13-8
2/28	PHX	W	4-0	38-13-8
3/1	@ CHI	T*	2-2	38-13-9
3/4	MTL	L	1-3	38-14-9
3/7	@ STL	L	1-2	38-15-9
3/8	PHX	T*	1-1	38-15-10
3/12	@ PHX	L	4-5	38-16-10
3/13	ANA	W	6-3	39-16-10
3/17	@ LAK	W	4-3	40-16-10
3/18	@ SJS	W	3-1	41-16-10
3/20	CAR	W	6-1	42-16-10
3/22	PIT	T*	0-0	42-16-11
3/26	TOR	L	0-1	42-17-11
3/28	SJS	L	1-4	42-18-11
3/29	NJD	W	3-1	43-18-11
4/1	@ CGY	L	1-3	43-19-11
4/3	@ EDM	L	1-4	43-20-11
4/4	@ VAN	L	3-5	43-21-11
4/6	TOR	W	4-2	44-21-11
4/8	WSH	W	2-1	45-21-11
4/11	@ TBL	W	5-1	46-21-11
4/12	STL	W	4-3	47-21-11
4/15	DET	W	3-1	48-21-11
4/16	@ PHX	L	2-3	48-22-11

1996-97

SKATERS

PLAYER	GP	G	A	PTS	PIM
Modano	80	35	48	83	42
Verbeek	81	17	36	53	128
Nieuwendyk	66	30	21	51	32
Sydor	82	8	40	48	51
Hogue	73	19	24	43	54
Lehtinen	63	16	27	43	2
Zubov	78	13	30	43	24
Reid	82	19	20	39	10
Langenbrunner	76	13	26	29	51
Adams	50	21	15	36	2
Harvey	71	9	22	31	142
Gilchrist	67	10	20	30	24
Hatcher	63	3	19	22	97
Carbonneau	73	5	16	21	36
Broten	20	8	7	15	12
Ledyard	67	1	15	16	61
Ludwig	77	2	11	13	62
Bassen	46	5	7	12	41
Matvichuk	57	5	7	12	87
Huard	40	5	6	11	105
Marshall	56	6	4	10	98
Kennedy	24	1	6	7	13
Lalor	55	1	1	2	42
Irbe	35	0	2	2	8
Keczmer	13	0	1	1	6
Moog	48	0	1	1	12
Cote	3	0	0	0	27
Makarov	4	0	0	0	0
Turek	6	0	0	0	0
Labelle	9	0	0	0	46

GOALTENDERS

PLAYER	W/L/OT	GP	MP	GA	SO	GAA	SV%
Moog	28-13-5	48	2,738	98	3	2.15	.913
Irbe	17-12-3	35	1,965	88	3	2.69	.893
Turek	3-1-0	6	263	9	0	2.05	.930

GAME BY GAME

DATE	OPPONENT	RESULT	SCORE	RECORD
10/5	COL	W	4-1	1-0-0

2011-12 DALLAS STARS MEDIA GUIDE

10/8	WSH	W	5-3	2-0-0
10/10	@ NYR	W	2-1	3-0-0
10/12	@ NJD	W	4-2	4-0-0
10/13	@ CHI	W	5-3	5-0-0
10/15	DET	W	3-1	6-0-0
10/17	VAN	L	1-6	6-1-0
10/19	TOR	W	2-0	7-1-0
10/23	@ DET	L	1-4	7-2-0
10/26	OTT	W	5-1	8-2-0
10/30	BUF	W	2-0	9-2-0
11/1	CHI	L*	3-6	9-3-0
11/3	@ STL	L	3-6	9-4-0
11/6	@ PHX	W	3-2	10-4-0
11/8	@ SJS	L	1-3	10-5-0
11/11	@ ANA	W	3-2	11-5-0
11/13	CGY	T*	3-3	11-5-1
11/15	ANA	W	4-3	12-5-1
11/17	@ EDM	W	7-3	13-5-1
11/19	@ VAN	L	0-2	13-6-1
11/20	@ CGY	W	3-1	14-6-1
11/22	FLA	L*	1-2	14-7-1
11/27	NJD	L	2-3	14-8-1
11/29	@ TBL	W	2-1	15-8-1
11/30	TOR	W	5-2	16-8-1
12/4	SJS	L	1-2	16-9-1
12/6	PHI	L	3-6	16-10-1
12/8	@ FLA	T*	1-1	16-10-2
12/11	STL	T*	5-5	16-10-3
12/13	VAN	W	2-1	17-10-3
12/15	@ OTT	W	4-0	18-10-3
12/18	@ CHI	W*	3-2	19-10-3
12/20	@ HFD	W	4-1	20-10-3
12/21	@ NYI	W	3-2	21-10-3
12/23	SJS	L	1-2	21-11-3
12/27	BOS	W	6-4	22-11-3
12/29	@ COL	L	2-3	22-12-3
12/30	NYR	L	2-3	22-13-3
1/1	MTL	L	4-6	22-14-3
1/3	@ DET	W	2-1	23-14-3
1/4	@ BOS	L	2-3	23-15-3
1/8	DET	W	6-3	24-15-3
1/10	PHX	L	3-4	24-16-3
1/13	@ MTL	W	2-1	25-16-3
1/14	@ PIT	L	1-3	25-17-3
1/21	@ PHI	T*	3-3	25-17-4
1/24	@ WSH	W	5-2	26-17-4
1/25	@ TOR	W	5-1	27-17-4
1/27	LAK	W	7-2	28-17-4

2011-12 DALLAS STARS MEDIA GUIDE

1/29	ANA	W	3-1	29-17-4
1/31	@ BUF	L	1-3	29-18-4
2/2	@ DET	L*	3-4	29-19-4
2/5	TBL	W	4-0	30-19-4
2/6	@ STL	L	4-6	30-20-4
2/8	@ PHX	W*	5-4	31-20-4
2/9	LAK	W*	2-1	32-20-4
2/12	PHX	L	0-5	32-21-4
2/14	DET	W*	4-3	33-21-4
2/17	@ LAK	W	2-1	34-21-4
2/18	@ SJS	L	1-3	34-22-4
2/21	CGY	W	4-2	35-22-4
2/23	EDM	W	6-1	36-22-4
2/25	@ CHI	W	1-0	37-22-4
2/27	@ COL	W	6-2	38-22-4
3/1	@ CGY	L	1-4	38-23-4
3/5	STL	W	3-2	39-23-4
3/7	EDM	W	2-1	40-23-4
3/10	@ TOR	T*	3-3	40-23-5
3/14	CHI	T*	4-4	40-23-6
3/16	PIT	W	6-2	41-23-6
3/19	PHX	W	7-2	42-23-6
3/21	HFD	W	2-0	43-23-6
3/23	@ STL	W	4-1	44-23-6
3/30	@ VAN	W	3-2	45-23-6
3/31	@ EDM	W	3-1	46-23-6
4/2	NYI	W	5-4	47-23-6
4/4	@ ANA	L	2-3	47-24-6
4/5	@ LAK	T*	3-3	47-24-7
4/7	@ PHX	T*	2-2	47-24-8
4/9	TOR	W	3-2	48-24-8
4/11	COL	L	1-2	48-25-8
4/13	CHI	L	2-5	48-26-8

1995-96

SKATERS

PLAYER	GP	G	A	PTS	PIM
Modano	78	36	45	81	63
Hogue	44	12	25	37	68
Adams	66	22	21	43	33
Gilchrist	77	20	22	42	36
K. Hatcher	74	15	26	41	58
Fedyk	41	10	9	19	30
Nieuwendyk	52	14	18	32	41
D. Hatcher	79	8	23	31	129
Harvey	69	9	20	29	136
Marshall	70	9	19	28	111
Lehtinen	57	6	22	28	16
Gagner	45	14	13	27	44
Kennedy	61	9	17	26	48
Ledyard	73	5	19	24	20
Carbonneau	71	8	15	23	38
Matvichuk	73	6	16	22	71
Wood	30	1	4	5	26
Sydor	26	2	6	8	41
Huard	51	6	6	12	176
Klatt	22	4	4	8	23
Millen	13	3	4	7	8
Churla	34	3	4	7	168
Donnelly	24	2	5	7	10
Zmolek	42	1	5	6	65
Langenbrunner	12	2	2	4	6
Borschevsky	12	1	3	4	6
Storm	10	1	2	3	17
Lalor	63	1	2	3	31
Ludwig	65	1	2	3	31
Petrovicky	5	1	1	2	0
Bassen	13	0	1	1	15
Lawrence	13	0	1	1	17
Richards	1	0	0	0	2
Willis	1	0	0	0	0
MacLeod	2	0	0	0	0
Boyer	2	0	0	0	0
Cote	2	0	0	0	5
Marois	3	0	0	0	2
Kesa	3	0	0	0	0
Fernandez	5	0	0	0	0
Cavallini	8	0	0	0	6
Bester	10	0	0	0	2

2011-12 DALLAS STARS MEDIA GUIDE

GOALTENDERS

PLAYER	W/L/OT	GP	MP	GA	SO	GAA	SV%
Moog	13-19-7	41	2,228	111	1	2.99	.900
Wakaluk	9-16-5	37	1,875	106	1	3.39	.891
Bester	4-5-1	10	601	30	0	3.00	.899
Fernandez	0-1-1	5	249	19	0	4.58	.843
Willis	0-1-0	1	19	1	0	3.16	.929

GAME BY GAME

DATE	OPPONENT	RESULT	SCORE	RECORD
10/7	@ WPG	L	5-7	0-1-0
10/10	CGY	W	7-3	1-1-0
10/12	STL	L	1-3	1-2-0
10/14	BOS	W	6-5	2-2-0
10/17	WSH	L	3-4	2-3-0
10/19	@ STL	T*	1-1	2-3-1
10/21	TBL	T*	3-3	2-3-2
10/24	BUF	W	3-0	3-3-2
10/26	ANA	W	5-2	4-3-2
10/28	@ SJS	W	4-3	5-3-2
10/30	COL	L	1-6	5-4-2
11/1	CHI	T*	1-1	5-4-3
11/4	@ DET	L	1-5	5-5-3
11/8	LAK	T*	3-3	5-5-4
11/9	@ COL	T*	1-1	5-5-5
11/14	@ PIT	L	2-4	5-6-5
11/15	@ BUF	L	1-2	5-7-5
11/17	SJS	W	2-1	6-7-5
11/22	VAN	W	4-3	7-7-5
11/25	NJD	W	2-0	8-7-5
12/2	@ LAK	T*	2-2	8-7-6
12/3	@ COL	W	7-6	9-7-6
12/5	@ BOS	L	4-6	9-8-6
12/7	@ DET	L	1-3	9-9-6
12/9	@ TOR	L	1-3	9-10-6
12/11	@ NYR	L	2-3	9-11-6
12/13	CGY	L	4-8	9-12-6
12/15	PIT	L	1-5	9-13-6
12/17	SJS	W	4-2	10-13-6
12/21	NYI	T*	3-3	10-13-7
12/23	CHI	L	0-2	10-14-7
12/26	@ CHI	L	3-5	10-15-7
12/28	@ STL	L	1-4	10-16-7
12/29	DET	L	1-2	10-17-7
1/1	TOR	L	0-1	10-18-7

2011-12 DALLAS STARS MEDIA GUIDE

1/3	@ DET	T*	3-3	10-18-8
1/5	WPG	W	5-4	11-18-8
1/7	@ CHI	L	2-5	11-19-8
1/8	@ LAK	T*	4-4	11-19-9
1/10	DET	L	0-4	11-20-9
1/12	FLA	T	6-6	11-20-10
1/14	@ NJD	L	2-7	11-21-10
1/15	@ PHI	L	1-6	11-22-10
1/17	EDM	L	3-4	11-23-10
1/22	@ VAN	W	6-4	12-23-10
1/24	@ EDM	W	5-3	13-23-10
1/26	@ CGY	W	4-2	14-23-10
1/29	WPG	L	1-2	14-24-10
1/31	NYR	T*	1-1	14-24-11
2/2	VAN	L	4-5	14-25-11
2/4	@ NYI	L	3-5	14-26-11
2/6	@ STL	W	5-2	15-26-11
2/7	MTL	L	2-4	15-27-11
2/10	STL	L	3-6	15-28-11
2/11	HFD	L	3-5	15-29-11
2/16	EDM	W	6-1	16-29-11
2/18	@ FLA	L	4-6	16-30-11
2/19	@ TBL	L	2-4	16-31-11
2/22	OTT	W	3-2	17-31-11
2/24	@ TOR	W	3-2	18-31-11
2/25	@ HFD	W	6-2	19-31-11
2/28	PHI	T*	4-4	19-31-12
3/2	TOR	W	5-1	20-31-12
3/5	@ ANA	W	3-1	21-31-12
3/6	@ SJS	W	2-1	22-31-12
3/11	@ MTL	L	1-4	22-32-12
3/13	@ OTT	L	1-4	22-33-12
3/15	@ TOR	L	0-3	22-34-12
3/17	@ WSH	L	1-2	22-35-12
3/20	STL	W	2-1	23-35-12
3/22	@ VAN	L	2-5	23-36-12
3/26	WPG	L	2-8	23-37-13
3/28	ANA	W	3-1	24-37-13
3/31	@ CHI	L	3-5	24-38-13
4/3	@ WPG	L	1-3	24-39-13
4/5	CHI	T*	3-3	24-39-14
4/7	COL	L	1-4	24-40-14
4/9	@ CGY	W*	4-3	25-40-14
4/10	@ EDM	W	4-2	26-40-14
4/12	@ ANA	L	3-5	26-41-14
4/14	DET	L	1-5	26-42-14

1994-95

SKATERS

PLAYER	GP	G	A	PTS	PIM
Gagner	48	14	28	42	42
Modano	30	12	17	29	8
K. Hatcher	47	10	19	29	66
Donnelly	35	11	14	25	29
Millen	28	3	15	18	28
Klatt	47	12	10	22	26
Adams	12	3	3	6	4
Harvey	40	11	9	20	67
Kennedy	44	6	12	18	33
Ledyard	38	5	13	18	20
Courtnall	32	7	10	17	13
P. Broten	47	7	9	16	36
D. Hatcher	43	5	11	16	105
Evason	47	8	7	15	48
Gilchrist	32	9	4	13	16
Cavallini	44	1	11	12	28
Zezel	30	6	5	11	19
Ludwig	47	2	7	9	61
Zmolek	42	0	5	5	67
Churla	27	1	3	4	186
Broten	17	0	4	4	0
Varvio	5	1	1	2	0
May	27	1	1	2	106
Matvichuk	14	0	2	2	14
G. Donnelly	16	1	0	1	52
Marshall	2	0	1	1	0
Moog	31	0	1	1	14
Boyer	1	0	0	0	0
Fernandez	1	0	0	0	0
Langenbrunner	2	0	0	0	2
Lawrence	2	0	0	0	0
Richards	2	0	0	0	0
Fraser	4	0	0	0	0
Torchia	6	0	0	0	0
Lalor	12	0	0	0	9
Wakaluk	15	0	0	0	4

GOALTENDERS

PLAYER	W/L/OT	GP	MP	GA	SO	GAA	SV%
Moog	10-12-7	31	1,770	72	2	2.44	.915
Wakaluk	4-8-0	15	754	40	2	3.18	.883

2011-12 DALLAS STARS MEDIA GUIDE

Torchia	3-2-1	6	327	18	0	3.30	.895
Fernandez	0-1-1	1	59	3	0	3.05	.889

GAME BY GAME

DATE	OPPONENT	RESULT	SCORE	RECORD
1/20	@ VAN	T*	1-1	0-0-1
1/24	@ LAK	W	4-2	1-0-1
1/25	@ ANA	W	4-1	2-0-1
1/28	@ SJS	L	2-3	2-1-1
1/30	TOR	L	1-2	2-2-1
2/1	ANA	W	9-2	3-2-1
2/2	SJS	L	1-2	3-3-1
2/4	@ STL	L	4-7	3-4-1
2/8	@ TOR	T*	3-3	3-4-2
2/11	CGY	L	0-6	3-5-2
2/13	WPG	L	4-7	3-6-2
2/15	LAK	L	1-3	3-7-2
2/18	@ CGY	L*	2-3	3-8-2
2/20	@ CGY	W	2-1	4-8-2
2/22	@ EDM	L	1-2	4-9-2
2/24	VAN	T*	3-3	4-9-3
2/26	CHI	L	1-2	4-10-3
2/28	@ WPG	W	4-0	5-10-3
3/1	@ EDM	W	5-3	6-10-3
3/3	ANA	W	4-0	7-10-3
3/5	STL	W	2-1	8-10-3
3/6	LAK	W	8-2	9-10-3
3/8	@ TOR	L	2-3	9-11-3
3/10	@ WPG	L	3-4	9-12-3
3/12	CGY	T*	4-4	9-12-4
3/13	CHI	W	4-2	10-12-4
3/16	@ DET	L	4-5	10-13-4
3/22	EDM	T*	4-4	10-13-5
3/23	EDM	W	2-1	11-13-5
3/27	STL	L	2-3	11-14-5
3/30	@ DET	L	2-3	11-15-5
4/1	DET	L	2-3	11-16-5
4/2	@ CHI	W	2-1	12-16-5
4/4	@ VAN	T*	2-2	12-16-6
4/6	@ LAK	L	2-3	12-17-6
4/7	@ ANA	W	2-0	13-17-6
4/9	@ STL	W	3-2	14-17-6
4/11	DET	L	1-4	14-18-6
4/14	@ TOR	L	1-2	14-19-6
4/16	CHI	W	2-0	15-19-6
4/17	VAN	T*	2-2	15-19-7
4/19	SJS	T*	5-5	15-19-8

1993-94

SKATERS

PLAYER	GP	G	A	PTS	PIM
Modano	76	50	43	93	54
Courtnall	84	23	57	80	59
Gagner	76	32	29	61	83
Dahlen	65	19	35	57	10
N. Broten	79	19	37	52	62
Ledyard	84	9	37	46	42
Cavallini	74	11	33	44	82
Evason	80	11	33	44	66
Klatt	61	14	24	38	30
Craig	72	13	24	37	139
McPhee	79	20	15	35	36
Gilchrist	76	17	14	31	31
Hatcher	83	12	19	31	211
P. Broten	64	12	12	24	30
Tinordi	61	6	18	24	143
Eklund	5	2	1	3	2
Ludwig	84	1	13	14	123
Churla	69	6	7	13	333
May	8	1	0	1	18
Barr	20	2	5	7	21
Johnson	53	0	7	7	51
Varvio	8	2	3	5	4
Black	13	2	3	5	2
McKenzie	34	2	3	5	63
Zmolek	7	1	0	1	11
Tancill	12	1	3	4	8
Matvichuk	25	0	3	3	22
Lalor	12	0	1	1	6
Sjodin	7	0	2	2	4
Wakaluk	36	0	2	2	34
Needham	5	0	0	0	0
Brady	5	0	1	1	21
Donnelly	7	0	0	0	31
Moog	55	0	1	1	16
Brown	1	0	0	0	0
Smith	1	0	0	0	0
Joyce	3	0	0	0	0
Berry	8	0	0	0	12

GOALTENDERS

PLAYER	W/L/OT	GP	MP	GA	SO	GAA	SV%
--------	--------	----	----	----	----	-----	-----

2011-12 DALLAS STARS MEDIA GUIDE

Moog	24-20-7	55	3,121	170	2	3.27	.894
Wakaluk	18-9-6	39	2,000	88	3	2.64	.910

GAME BY GAME

DATE	OPPONENT	RESULT	SCORE	RECORD
10/5	DET	W	6-4	1-0-0
10/7	@ TOR	L	3-6	1-1-0
10/9	WPG	T*	3-3-	1-1-1
10/12	CHI	T*	3-3	1-1-2
10/16	STL	W	4-0	2-1-2
10/18	@ CHI	W	5-3	3-1-2
10/20	@ MTL	L	2-5	3-2-2
10/21	@ OTT	W*	6-5	4-2-2
10/23	QUE	L	2-3	4-3-2
10/25	@ DET	W	5-3	5-3-2
10/27	HFD	W	5-1	6-3-2
10/30	OTT	L*	4-5	6-4-2
11/1	TOR	T*	3-3	6-4-3
11/3	@ ANA	L	4-5	6-5-3
11/5	@ SJS	L	2-4	6-6-3
11/7	WPG	T*	1-1	6-6-4
11/9	@ ANA+	L	2-4	6-7-4
11/11	SJS	W	4-0	7-7-4
11/13	@ WPG	W	3-2	8-7-4
11/14	@ CHI	L	1-4	8-8-4
11/17	TBL	W	4-3	9-8-4
11/20	CGY	W	4-3	10-8-4
11/21	LAK	W	7-4	11-8-4
11/24	NYI	T*	2-2	11-8-5
11/27	@ DET	L	4-10	11-9-5
11/29	@ EDM	W*	6-5	12-9-5
11/30	@ CGY	T*	2-2	12-9-6
12/4	@ STL	L	3-4	12-10-6
12/5	EDM	W	4-3	13-10-6
12/8	PIT	W	3-2	14-10-6
12/9	OTT%	W	6-1	15-10-6
12/12	FLA	T*	4-4	15-10-7
12/15	CHI	L	2-3	15-11-7
12/17	ANA	L	2-3	15-12-7
12/19	@ VAN	W	3-1	16-12-7
12/22	@ ANA	W*	3-2	17-12-7
12/23	@ LAK	W	2-1	18-12-7
12/27	DET	L	0-6	18-13-7
12/29	TOR	W	4-0	19-13-7
12/31	@ CHI	W	5-2	20-13-7
1/2	QUE	L	4-6	20-14-7
1/4	CHI	L	1-2	20-15-7

2011-12 DALLAS STARS MEDIA GUIDE

1/6	PHI	W	8-0	21-15-7
1/9	STL	W	2-1	22-15-7
1/11	EDM	W	5-2	23-15-7
1/13	@ TOR	L*	3-4	23-16-7
1/14	@ DET	L	3-9	23-17-7
1/16	BUF	L	2-4	23-18-7
1/18	LAK	W	5-3	24-18-7
1/24	NJD	L	2-6	24-19-7
1/26	@ CGY	W	3-2	25-19-7
1/27	@ VAN	W*	3-2	26-19-7
1/29	@ EDM	W	5-3	27-19-7
2/2	@ WPG	W	7-3	28-19-7
2/6	SJS	L	1-7	28-20-7
2/9	WPG	W	4-2	29-20-7
2/12	@ PIT	W	9-3	30-20-7
2/13	@ BUF	W	5-3	31-20-7
2/16	BOS	L	0-3	31-21-7
2/18	CGY	W	4-2	32-21-7
2/21	@ SJS	W	6-3	33-21-7
2/23	@ LAK	T*	0-0	33-21-8
2/26	NYR	W	3-1	34-21-8
3/2	@ WPG	L	2-4	34-22-8
3/4	VAN	L	1-4	34-23-8
3/6	MTL	T*	2-2	34-23-9
3/8	@ PHI	W*	4-3	35-23-9
3/9	@ TOR	L	2-4	35-24-9
3/12	HFD	T*	2-2	35-24-10
3/13	@ NJD	L	0-4	35-25-10
3/18	WSH	W	6-2	36-25-10
3/20	VAN	W*	2-1	37-25-10
3/22	ANA	W	4-3	38-25-10
3/25	@ STL	L	3-5	38-26-10
3/27	@ TBL	T*	2-2	38-26-11
3/28	@ FLA	W	5-4	39-26-11
3/31	@ BOS	T*	2-2	39-26-12
4/1	@ NYR	L	0-3	39-27-12
4/3	@ WSH	W	6-3	40-27-12
4/5	TOR	L	4-6	40-28-12
4/8	@ NYI	L	1-5	40-29-12
4/10	@ STL	T*	2-2	40-29-13
4/12	STL	W	9-5	41-29-13
4/14	DET	W	4-3	42-29-13

+ Neutral Site Game in Phoenix

% Neutral Site Game in Minneapolis

ALL-TIME RECORDS

2011-12 DALLAS STARS MEDIA GUIDE

INDIVIDUAL PLAYER RECORDS (SEASON)

MOST GOALS

MOST GOALS: 55, Dino Ciccarelli, 1981-82; Brian Bellows, 1989-90

MOST GOALS BY A LEFT WING: 55, Brian Bellows, 1989-90

MOST GOALS BY A CENTER: 50, Mike Modano, 1993-94

MOST GOALS BY A RIGHT WING: 55, Dino Ciccarelli, 1981-82

MOST GOALS BY A DEFENSEMAN: 19, Brad Maxwell, 1983-84; Philippe Boucher, 2006-07

MOST GOALS BY A ROOKIE: 38, Neal Broten, 1981-82

MOST GOALS BY A ROOKIE DEFENSEMAN: 18, Brad Maxwell, 1977-78

ASSISTS

MOST ASSISTS: 76, Neal Broten, 1985-86

MOST ASSISTS BY A LEFT WING: 48, J.P. Parise, 1969-70; Tom McCarthy, 1982-83

MOST ASSISTS BY A CENTER: 76, Neal Broten, 1985-86

MOST ASSISTS BY A RIGHT WING: 57, Russ Courtnall, 1993-94

MOST ASSISTS BY A DEFENSEMAN: 60, Craig Hartsburg, 1981-82

MOST ASSISTS BY A ROOKIE: 60, Neal Broten, 1981-82

POINTS

MOST POINTS: 114, Bobby Smith, 1981-82

MOST POINTS BY A LEFT WING: 99, Brian Bellows, 1989-90

MOST POINTS BY A CENTER: 114, Bobby Smith, 1981-82

MOST POINTS BY A RIGHT WING: 107, Dino Ciccarelli, 1981-82

MOST POINTS BY A DEFENSEMAN: 77, Craig Hartsburg, 1981-82

MOST POINTS BY A ROOKIE: 98, Neal Broten, 1981-82

MISCELLANEOUS

MOST PENALTY MINUTES: 382, Basil McRae, 1987-88

MOST PENALTY MINUTES BY A DEFENSEMAN: 240, Mike Tinordi, 1989-90

MOST POWER-PLAY GOALS: 22, Dino Ciccarelli, 1986-87

MOST POWER-PLAY GOALS BY A DEFENSEMAN: 12, B. Maxwell, 1977; P. Boucher, 2006-07

MOST SHORTHANDED GOALS: 6, Bill Collins, 1969-70

MOST SHOTS: 321, Bill Goldsworthy, 1973-74

MOST SHOTS BY A DEFENSEMAN: 237, Kevin Hatcher, 1995-96

HIGHEST SHOOTING PERCENTAGE: 24.7%, Al MacAdam, 1979-80 (42 goals on 170 shots)

MOST GAME-WINNING GOALS: 11, Joe Nieuwendyk, 1997-98; Brett Hull, 1998-99

MOST CONSECUTIVE GAMES SCORING A GOAL: 10, Brian Bellows, 1989-90

MOST CONSECUTIVE GAMES SCORING A POINT: 20, Brian Bellows, 1985-86

MOST HAT TRICKS: 3, Bill Goldsworthy, 1973-74; Dino Ciccarelli, 1981-82 & 1985-86; Scott Bjugstad, 1985-86; Mike Modano, 1998-99; Bill Guerin, 2003-04

MOST SUCCESSIVE HAT TRICKS: 2, Bill Goldsworthy, March 16 & 21, 1971

MOST GOALS BY A LINE: 116, Scott Bjugstad, Neal Broten, Dino Ciccarelli, 1985-86

MOST ASSISTS BY A LINE: 154, Scott Bjugstad, Neal Broten, Dino Ciccarelli, 1985-86

2011-12 DALLAS STARS MEDIA GUIDE

MOST POINTS BY A LINE: 270, Scott Bjugstad, Neal Broten, Dino Ciccarelli, 1985-86

GOALTENDING

MOST GAMES BY A GOALTENDER: 74, Marty Turco, 2008-09

MOST MINUTES PLAYED BY A GOALTENDER: 4359, Marty Turco, 2003-04

MOST WINS BY A GOALTENDER: 41, Marty Turco, 2005-06

MOST WINS BY A GOALTENDER, INCLUDING PLAYOFFS: 51, Ed Belfour, 1998-99

MOST LOSSES BY A GOALTENDER: 33, Cesare Maniago, 1968-69

MOST TIES BY A GOALTENDER: 16, Cesare Maniago, 1969-70

LOWEST GOALS-AGAINST AVERAGE BY A GOALTENDER: 1.72, Marty Turco, 2002-03

HIGHEST SAVE PERCENTAGE BY A GOALTENDER: .932, Marty Turco, 2002-03

MOST SHUTOUTS BY A GOALTENDER: 9, Ed Belfour, 1997-98; Marty Turco, 2003-04

LONGEST WIN STREAK BY A GOALTENDER: 14, Don Beaupre, 1985-86

LONGEST UNBEATEN STREAK BY A GOALTENDER: 16, Marty Turco, 2002-03

MOST ASSISTS BY A GOALTENDER: 6, Kari Lehtonen, 2010-11

MOST PENALTY MINUTES BY A GOALTENDER: 34, Don Beaupre, 1985-86; Darcy Wakaluk, 1993-94

2011-12 DALLAS STARS MEDIA GUIDE

RECORDS BY GAME/PERIOD/CAREER

INDIVIDUAL PLAYER RECORDS - GAME

MOST GOALS: 5, Tim Young, 1/15/79 @ NY Rangers

MOST GOALS BY A DEFENSEMAN: 3, Craig Hartsburg, 11/1/86 vs. Chicago; Kevin Hatcher, 1/24/96 @ Edmonton; Philippe Boucher, 11/24/06 vs. Los Angeles

* NOTE: Darryl Sydor scored three goals on Jan. 3, 1998 @ Carolina, but two goals were score as he was playing forward.

MOST GOALS BY A ROOKIE: 4, Dino Ciccarelli, 3/22/81 vs. Detroit

MOST ASSITS: 5, Murray Oliver, 10/24/71 @ L.A.; Larry Murphy, 10/17/89 @ NY Islanders; Brad Richards, 2/28/08 vs. Chicago

MOST ASSISTS BY A DEFENSEMAN: 5, Larry Murphy, 10/17/89 @ NY Islanders

MOST ASSISTS BY A ROOKIE: 4, Roland Eriksson, 10/6/76 @ NY Rangers (Also most assists and points by a Star in his first NHL game); Jere Lehtinen, 2/16/96 vs. Edmonton

MOST POINTS: 7, Bobby Smith (4-3-7), 11/11/81 vs. Winnipeg

MOST POINTS BY A DEFENSEMAN: 5, Craig Hartsburg (2-3-5), 1/27/82 vs. Detroit; Larry Murphy (0-5-5), 10/17/89 @ NY Islanders; Paul Cavallini (1-4-5), 4/12/94 vs. St. Louis

MOST POWER-PLAY GOALS: 3, seven times, last by Philippe Boucher, 11/24/06 vs. Los Angeles

MOST SHOTS: 14, Dino Ciccarelli, 3/28/88 vs. Chicago

MOST PENALTY MINUTES: 39, Steve Payne, 2/26/81 @ Boston

MOST SAVES BY A GOALTENDER: 63, Gump Worsley, 2/7/71 @ Boston in 4-4 tie

INDIVIDUAL PLAYER RECORDS - PERIOD

MOST GOALS: 3, Bill Goldsworthy, 1st period, 12/11/73 vs. L.A.; Roland Eriksson, 2nd period, 11/27/76 vs. Washington; Harvey Bennett, 3rd period, 3/28/78 vs. Vancouver; Neal Broten, 2nd period, 11/17/85 @ Chicago; Dino Ciccarelli, 2nd period, 3/3/86 @ Detroit; Jussi Jokinen, 2nd period, 11/16/07 vs. Colorado

MOST ASSISTS: 3, accomplished many times, last by Brad Richards, 2nd period, 1/8/10 vs. Minnesota

MOST POINTS: 4, Barry Gibbs, 1st period, 12/21/74 vs. Pittsburgh (1-3-4); Neal Broten, 2nd period, 1/25/82 @ Toronto (1-3-4); Dino Ciccarelli, 2nd period, 1/25/82 @ Toronto (2-2-4); Dino Ciccarelli, 2nd period, 12/4/86 @ New Jersey (1-3-4).

MOST PENALTY MINUTES: 39, Steve Payne, 1st period, 2/26/86 @ Boston

MOST POWER-PLAY GOALS: 3: Toland Eriksson, 2nd period, 11/27/76 vs. Washington

MOST SHOTS: 9, Brian Bellows, 2nd period, 10/22/85 vs. St. Louis

INDIVIDUAL PLAYER RECORDS - CAREER

MOST SEASONS: 20, Mike Modano, 1989-2010

MOST GAMES: 1459, Mike Modano

MOST GOALS: 557, Mike Modano

MOST ASSISTS: 802, Mike Modano

MOST POINTS: 1359, Mike Modano

MOST POWER-PLAY GOALS: 156, Mike Modano

MOST SHORTHANDED GOALS: 29, Mike Modano

2011-12 DALLAS STARS MEDIA GUIDE

MOST GAME-WINNING GOALS: 92, Mike Modano
MOST PENALTY MINUTES: 1883, Shane Churla
MOST CONSECUTIVE GAMES PLAYED: 442, Danny Grant
MOST HAT TRICKS: 16, Dino Ciccarelli
MOST 20- GOAL SEASONS: 16, Mike Modano
MOST 30-GOAL Seasons: 9, Mike Modano
MOST 40-GOAL SEASONS: 4, Dino Ciccarelli
MOST 50-GOAL SEASONS: 2, Dino Ciccarelli
MOST SEASONS BY A GOALTENDER: 9, Cesare Maniago, 1967-68 to 1975-76;
Marty Turco, 2000-01 to 2009-10
MOST GAMES BY A GOALTENDER: 509, Marty Turco
MOST WINS BY A GOALTENDER: 262, Marty Turco
MOST LOSSES BY A GOALTENDER: 192, Cesare Maniago
MOST TIES BY A GOALTENDER: 71, Cesare Maniago
BEST GOALS -AGAINST AVERAGE (MIN. 2 SEASONS): 2.14, Roman Turek
MOST SHUTOUTS BY A GOALTENDER: 40, Marty Turco
MOST ASSISTS BY A GOALTENDER: 22, Marty Turco
MOST 20-WIN SEASONS BY A GOALTENDER: 7, Marty Turco

TEAM RECORDS - GAME

TEAM RECORDS - GAME: GOALS, ASSISTS, POINTS

MOST GOALS, ONE GAME: 15, 15-2 win vs. Winnipeg, 11/11/81
MOST GOALS, HOME, ONE GAME: 15, 15-2 win vs. Winnipeg, 11/11/81
MOST GOALS, ROAD, ONE GAME: 10, 10-8 win @ St. Louis, 1/27/84; 10-2 win @ Detroit, 12/11/85
MOST GOALS, ONE GAME, BOTH TEAMS: 20, 12-8 loss @ Edmonton, 1/4/84
MOST GOALS, ONE GAME, BOTH TEAMS, HOME: 17, 15-2 win vs. Winnipeg, 11/11/81
MOST GOALS, ONE GAME, BOTH TEAMS, ROAD: 20, 12-8 loss @ Edmonton, 1/4/84
MOST GOALS ALLOWED, ONE GAME: 12, 12-8 loss @ Edmonton, 1/4/84
MOST GOALS ALLOWED, HOME, ONE GAME: 11, 11-4 loss vs. NY Rangers, 12/4/76
MOST GOALS ALLOWED, ROAD, ONE GAME: 12, 12-8 loss @ Edmonton, 1/4/84
MOST GOALS FOR IN DEFEAT: 9, 10-9 loss @ Vancouver, 10/7/83
MOST ASSISTS, ONE GAME: 24, in 15-2 win vs. Winnipeg, 11/11/81
MOST POINTS, ONE GAME: 39, in 15-2 win vs. Winnipeg, 11/11/81
MOST POINTS, ONE GAME, BOTH TEAMS: 53, 12-8 loss @ Edmonton, 1/4/84; in 10-8 win @ St. Louis, 1/27/84
MOST PLAYERS SCORING POINTS, ONE GAME: 17, vs. Winnipeg, 11/11/81

DECISIVE GAMES

GREATEST WINNING MARGIN: 13, in 15-2 win vs. Winnipeg, 11/11/81
GREATEST WINNING MARGIN, HOME: 13, in 15-2 win vs. Winnipeg, 11/11/81
GREATEST WINNING MARGIN, ROAD: 8, in 10-2 win @ Detroit, 12/11/85
HIGHEST TIE SCORE: 8-8, @ NY Islanders, 11/23/82; vs. Winnipeg, 2/6/88
GREATEST LOSING MARGIN: 9, in 10-1 loss @ Boston, 11/3/74 loss vs. Quebec, 10/22/83; 9-0 loss @ Detroit, 1/9/90
GREATEST LOSING MARGIN, HOME: 9, in 11-2 loss vs. Quebec, 10/22/83
GREATEST LOSING MARGIN, ROAD: 9, in 10-1 loss @ Boston, 11/3/74; 9-0 loss @ Detroit, 1/9/90

POWER-PLAY GOALS

MOST POWER-PLAY GOALS, ONE GAME: 5, vs. Winnipeg, 11/11/81; @ L.A., 11/16/82
MOST POWER-PLAY GOALS, BOTH TEAMS, ONE GAME: 10, in 10-9 loss @ Vancouver, 10/7/83; in 7-6 loss vs. Philadelphia, 10/13/88
MOST POWER-PLAY GOALS ALLOWED, ONE GAME: 7, in 8-0 loss vs. Boston, 1/4/75

SHOTS ON GOAL

MOST SHOTS, ONE GAME: 68, vs. L.A., 3/24/81
FEWEST SHOTS, ONE GAME: 10, vs. Philadelphia, 3/22/75; vs. Vancouver, 4/4/75
MOST SHOTS ALLOWED, ONE GAME: 67, vs. Boston, 2/7/71
FEWEST SHOTS ALLOWED, ONE GAME: 9, @ San Jose, 11/4/98

2011-12 DALLAS STARS MEDIA GUIDE

PENALTIES/PENALTY MINUTES

MOST PENALTY MINUTES, ONE GAME BY STARS: *211 vs. Boston, 2/26/81

MOST PENALTY MINUTES, ONE GAME BY BOTH TEAMS: *406 vs. Boston, 2/26/81

MOST PENALTIES, ONE GAME: 42 vs. Boston, 2/26/81

MOST PENALTIES, BOTH TEAMS, ONE GAME: 84 vs. Boston, 2/26/81

FASTEST GOALS

FASTEST GOAL AFTER OPENING FACEOFF: 0:07, Joe Nieuwendyk @ Detroit, 11/13/98

FASTEST GOAL ALLOWED AFTER OPENING FACEOFF: 0:11, Richard Martin, Buffalo, 10/14/79

FASTEST TWO GOALS BY STARS: 0:07, Bill Goldsworthy @ L.A., 11/27/71

FASTEST TWO GOALS VS. STARS: 0:07, Don McKenny & Frank St. Marseille, St. Louis, 1/24/68

FASTEST TWO GOALS BY BOTH TEAMS: 0:03, Steve Thomas, Chicago & Dave Gagner, Stars, 11/5/88

FASTEST THREE GOALS BY STARS: 0:44, Kevin Hatcher, Mike Modano & Guy Carbonneau vs. Boston, 10/14/95

FASTEST THREE GOALS VS. STARS: 0:43, Stan Weir, Dave Hrechkosy, & Dave Gardner, California, 2/16/75

FASTEST THREE GOALS BY BOTH TEAMS: *0:15, Mark Pavelich & Ron Greschner, NY Rangers and Willi Plett, Stars, 2/10/83

FASTEST FOUR GOALS BY STARS: 3:08, Brent Gilchrist, Grant Ledyard, Neal Broten & Mike Craig @ Ottawa, 10/21/93

TEAM RECORDS – PERIOD

TEAM RECORDS - PERIOD

MOST GOALS, ONE PERIOD: 8, 2nd period, in 15-2 win vs. Winnipeg, 11/11/81
MOST GOALS, ONE PERIOD, HOME: 8, 2nd period, in 15-2 win vs. Winnipeg, 11/11/81
MOST GOALS, ONE PERIOD, ROAD: 6, 1st period, in 7-2 win @ Los Angeles, 3/16/71
MOST GOALS, ONE PERIOD, BOTH TEAMS: 9, 2nd period, in 15-2 vs. Winnipeg, 11/11/81; 2nd period, in 12-8 loss @ Edmonton, 1/4/84
MOST GOALS, ONE PERIOD, BOTH TEAM, HOME: 9, 2nd period, in 15-2 win vs. Winnipeg, 11/11/81
MOST GOALS, ONE PERIOD, BOTH TEAMS, ROAD: 9, 2nd period, in 12-8 loss @ Edmonton, 1/4/84
MOST GOALS ALLOWED, ONE PERIOD: 6, 2nd period in 8-0 loss vs. Boston, 1/4/75; 3rd period vs. Montreal, 11/19/75
MOST GOALS ALLOWED, ONE PERIOD, HOME: 6, 2nd period in 8-0 loss vs. Boston, 1/4/75; 3rd period vs. Montreal, 11/19/75
MOST GOALS ALLOWED, ONE PERIOD, ROAD: 5, many times, last in 3rd period in 7-2 loss @ New Jersey, 1/14/96
MOST ASSISTS, ONE PERIOD: 14, 2nd period, in 15-2 win vs. Winnipeg, 11/11/81
MOST POINTS, ONE PERIOD: 22, 2nd period, in 15-2 win vs. Winnipeg, 11/11/81
MOST POINTS, BOTH TEAMS, ONE PERIOD: 25, 2nd period, in 15-2 win vs. Winnipeg, 11/11/81
MOST POWER-PLAY GOALS, ONE PERIOD: 4, 2nd period, @ L.A., 11/16/82 (Bobby Smith, Gordie Roberts, Brian Bellows & Neal Broten)
MOST POWER-PLAY GOALS ALLOWED, ONE PERIOD: 5, 2nd period vs. Boston, 1/4/75
MOST SHOTS, ONE PERIOD: 32, 1st period vs. Philadelphia, 12/13/72
MOST SHOTS ALLOWED, ONE PERIOD: 26, 3rd period @ Toronto, 1/7/70; 2nd period @ Chicago, 3/15/87
FEWEST SHOTS, ONE PERIOD: 0, 3rd period vs. Washington, 12/26/75; 3rd period @ Calgary, 4/1/98; 3rd period @ Columbus, 12/27/03
FEWEST SHOTS ALLOWED, ONE PERIOD: 0, 2nd period vs. Edmonton, 2/20/91; 1st period vs. Anaheim, 12/27/00; 3rd period vs. Florida, 10/30/02; 3rd period vs. Colorado, 1/10/04
MOST PENALTY MINUTES, ONE PERIOD: 180, 1st period vs. Boston, 2/26/81
MOST PENALTY MINUTES, ONE PERIOD BY BOTH TEAMS: 342, 1st period vs. Boston, 2/26/81
MOST PENALTIES, ONE PERIOD: *34, 1st period vs. Boston, 2/26/81
MOST PENALTIES, ONE PERIOD, BOTH TEAMS: *67, 1st period vs. Boston, 2/26/81

NOTE: On October 14, 1995, the Stars set a franchise record for the fastest three goals in a game, scoring three times in 44 seconds of the final minute of the third period to cap an exciting 6-5 comeback victory over Boston at Reunion Arena. Trailing 5-3, Kevin Hatcher banged home a rebound at 19:11 of the third period to pull the tars within one goal. At the 19:44 mark, Mike Modano fired a wrist shot past Bruins' goalie Craig Billington to even the score at 5-5. On the ensuing faceoff, Mike Kennedy hustled to the corner to Billington's left, dug the puck loose and sent a centering pass to Guy

2011-12 DALLAS STARS MEDIA GUIDE

Carbonneau, who fired the puck past Billington at 19:55 for the win. According to Elias Sports Bureau, it is the only game in NHL history that a team trailed by two goals in the final minute of the game and came back to score three goals and win the game in regulation.

2011-12 DALLAS STARS MEDIA GUIDE

TEAM RECORDS (SEASON)

NOTE: Applicable records for the 1994-95 season (48 games) listed separately due to work stoppage.

WINS

MOST WINS, ONE SEASON: 53, 2005-06
MOST WINS, HOME, ONE SEASON: 29, 1998-99
MOST WINS, ROAD, ONE SEASON: 25, 2005-06
MOST SHOOTOUT WINS, ONE SEASON: 12, 2005-06
MOST SHOOTOUT WINS, HOME, ONE SEASON: 5, 2005-06
MOST SHOOTOUT WINS, ROAD, ONE SEASON: 7, 2005-06, 2006-07
FEWEST WINS, ONE SEASON: 18, 1968-69, 1977-78; 1994-95
FEWEST WINS, HOME, ONE SEASON: 10, 1987-88; 9, 1994-95
FEWEST WINS, ROAD, ONE SEASON: 5, 1973-74, 1975-76

LOSSES

FEWEST LOSSES, ONE SEASON: 19, 1998-99
FEWEST LOSSES, HOME, ONE SEASON: 6, 1982-83
FEWEST LOSSES, ROAD, ONE SEASON: 11, 1998-99
FEWEST SHOOTOUT LOSSES, ONE SEASON: 1, 2005-06
FEWEST SHOOTOUT LOSSES, HOME, ONE SEASON: 0, 2005-06
FEWEST SHOOTOUT LOSSES, ROAD, ONE SEASON: 1, 2005-06
MOST LOSSES, ONE SEASON: 53, 1975-76, 1977-78
MOST LOSSES, HOME, ONE SEASON: 24, 1977-78
MOST LOSSES, ROAD, ONE SEASON: 29, 1977-78

TIES

MOST TIES, ONE SEASON: 22, 1969-70
MOST TIES, HOME, ONE SEASON: 12, 1981-82
MOST TIES, ROAD, ONE SEASON: 11, 1969-70, 1973-74
FEWEST TIES, ONE SEASON: 4, 1989-90
FEWEST TIES, HOME, ONE SEASON: 2, 1989-90
FEWEST TIES, ROAD, ONE SEASON: 2, 1989-90, 1991-92

POINTS

MOST POINTS, ONE SEASON: 114, 1998-99
MOST POINTS, HOME, ONE SEASON: 64, 2002-03
MOST POINTS, ROAD, ONE SEASON: 54, 2005-06
FEWEST POINTS, ONE SEASON: 45, 1977-78; 42, 1994-95
FEWEST POINTS, HOME, ONE SEASON: 26, 1987-88; 23, 1994-95
FEWEST POINTS, ROAD, ONE SEASON: 14, 1975-76

GOALS

MOST GOALS SCORED, ONE SEASON: 346, 1981-82
MOST GOALS SCORED, HOME, ONE SEASON: 202, 1981-82
MOST GOALS SCORED, ROAD, ONE SEASON: 166, 1983-84
FEWEST GOALS SCORED, ONE SEASON: 189, 1968-69; 136, 1994-95
FEWEST GOALS SCORED, HOME, ONE SEASON: 98, 1968-69; 77, 1994-95

2011-12 DALLAS STARS MEDIA GUIDE

FEWEST GOALS SCORED, ROAD, ONE SEASON: 76, 1975-76, 2003-04; 59, 1994-95

FEWEST GOALS AGAINST, ONE SEASON: 167, 1997-98; 135, 1994-95

FEWEST GOALS AGAINST, HOME, ONE SEASON: 73, 1997-98; 72, 1994-95

FEWEST GOALS AGAINST, ROAD, ONE SEASON: 82, 1998-99; 63, 1994-95

MOST GOALS AGAINST, ONE SEASON: 349, 1987-88

MOST GOALS AGAINST, HOME , ONE SEASON: 161, 1974-75

MOST GOALS AGAINST, ROAD, ONE SEASON: 184, 1983-84

MOST 20-GOAL SCORERS, ONE SEASON: 6, 1976-77, 2002-03, 2009-10

MOST 30-GOAL SCORERS, ONE SEASON: 4, 1982-83, 1991-92, 1992-93

MOST 40-GOAL SCORERS, ONE SEASON: 2, 1979-80, 1985-86, 1987-88, 1989-90

MOST HAT TRICKS, ONE SEASON: 11 1985-86

POWER-PLAY GOALS

MOST POWER-PLAY GOALS, ONE SEASON: 91, 1982-83, 1983-84

MOST POWER-PLAY GOALS SCORED, HOME, ONE SEASON: 51, 1989-90

MOST POWER-PLAY GOALS SCORED, ROAD, ONE SEASON: 48, 1985-86

MOST POWER-PLAY GOALS ALLOWED, ONE SEASON: 108, 1987-88

MOST POWER-PLAY GOALS ALLOWED, HOME, ONE SEASON: 44, 1987-88, 1995-96

MOST POWER-PLAY GOALS ALLOWED, ROAD, ONE SEASON: 64, 1987-88

FEWEST POWER-PLAY GOALS, ONE SEASON: 37, 1972-73, 1973-74

FEWEST POWER-PLAY GOALS ALLOWED, ONE SEASON: 29, 1967-68

SHORTHANDED GOALS

MOST SHORTHANDED GOALS, ONE SEASON: 18, 1983-84

MOST SHORTHANDED GOALS, HOME, ONE SEASON: 8, 1981-82, 1983-84, 2007-08

MOST SHORTHANDED GOALS, ROAD, ONE SEASON: 13, 1982-83

MOST SHORTHANDED GOALS ALLOWED, ONE SEASON: 22, 1991-92

MOST SHORTHANDED GOALS ALLOWED, HOME, ONE SEASON: 12, 1991-92, 1995-96

MOST SHORTHANDED GOALS ALLOWED, ROAD, ONE SEASON: 13, 1982-83

FEWEST SHORTHANDED GOALS, ONE SEASON: 1, 1967-68, 1972-73

FEWEST SHORTHANDED GOALS ALLOWED, ONE SEASON; 4, 1970-71, 1998-99, 2008-09

STREAKS

LONGEST WINNING STREAK: 7, 1979-80, 1996-97, 1997-98, 2007-08

LONGEST HOME WINNING STREAK: 11, 1972-73

LONGEST ROAD WINNING STREAK: 8, 2010-11; 7, 1992-93, 1993-94, 1998-99, 2001-02

LONGEST WINNING STREAK TO START OF SEASON: 6, 1996-97

LONGEST HOME WINNING STREAK TO START SEASON: 6, 1979-80

LONGEST ROAD WINNING STREAK TO START SEASON: 4, 1971-72, 2006-07

LONGEST UNBEATEN STREAK: 15, 1998-99

LONGEST STREAK EARNING A POINT: 15, 1998-99

LONGEST HOME UNBEATEN STREAK: 17, 2003-04

2011-12 DALLAS STARS MEDIA GUIDE

LONGEST HOME STREAK EARNING A POINT: 17, 2003-04
LONGEST ROAD UNBEATEN STREAK: 10, 1998-99, 2002-03
LONGEST ROAD STREAK EARNING A POINT: 11, 2002-03
MOST CONSECUTIVE TIE GAMES: 4, 1973-74
LONGEST LOSING STREAK: 10, 1975-76
LONGEST HOME LOSING STREAK: 6, 1969-70; 2008-09
LONGEST ROAD LOSING STREAK: 8, 1975-76, 1987-88
LONGEST LOSING STREAK TO START SEASON: 6, 1977-78
LONGEST HOME LOSING STREAK TO START SEASON: 3, 1973-74, 1977-78
LONGEST ROAD LOSING STREAK TO START SEASON: 8, 1975-76
LONGEST WINLESS STREAK, ONE SEASON: 20, 1969-70
LONGEST HOME WINLESS STREAK, ONE SEASON: 12, 1969-70
LONGEST ROAD WINLESS STREAK, ONE SEASON: 23, 1974-75
LONGEST WINLESS STREAK TO START SEASON: 11, 1973-74
LONGEST HOME WINLESS STREAK TO START SEASON: 5, 1973-74
LONGEST ROAD WINLESS STREAK TO START SEASON: 9, 1973-74

SHUTOUTS

MOST SHUTOUTS, ONE SEASON: 11, 2000-01, 2002-03
MOST SHUTOUTS, HOME, ONE SEASON: 7, 1997-98, 2003-04
MOST SHUTOUTS, ROAD, ONE SEASON: 6, 2000-01
MOST TIMES SHUT OUT, ONE SEASON: 11, 1974-75, 2003-04
MOST TIME SHUT OUT, HOME, ONE SEASON: 5, 1968-69
MOST TIMES SHUT OUT, ROAD, ONE SEASON: 9, 1974-75, 1975-76, 2003-04
MOST CONSECUTIVE SHUTOUTS: 3, 1967-68 (Defeated L.A. 4-0 on 12/13;
Defeated L.A. 3-0 on 12/15; Defeated Oakland 1-0 on 12/16)
MOST CONSECUTIVE TIMES SHUT OUT: 3, 1967-68, 1975-76, 1987-88
LONGEST SHUTOUT SEQUENCE: 188:38, 1967-68. (Includes three straight shutout
by Cesare Maniago)
LONGEST SHUTOUT SEQUENCE AGAINST: 262:03, 1987-88
LONGEST NON-SHUTOUT STREAK: 88 games, last 51 games of 1992-93 and first 37
games of 1993-94 season.

PENALTY MINUTES

MOST PENALTY MINUTES, ONE SEASON: 2313, 1987-88
FEWEST PENALTY MINUTES, ONE SEASON: 738, 1967-69

TOP 10 – FRANCHISE GOALTENDERS

GAMES PLAYED

1. Marty Turco	509
2. Cesare Maniago	420
3. Gilles Meloche	327
4. Jon Casey	325
5. Don Beaupre	316
6. Ed Belfour	307
7. Andy Moog	175
8. Pete LoPresti	173
9. Darcy Wakaluk	153
10. Kari Takko	131

WINS

1. Marty Turco	262
2. Ed Belfour	160
3. Cesare Maniago	145
4. Gilles Meloche	141
5. Jon Casey	128
6. Don Beaupre	126
7. Andy Moog	75
8. Darcy Wakaluk	54
9. Pete LoPresti	43
10. Kari Lehtonen	40

LOSSES

1. Cesare Maniago	190
2. Marty Turco	154
3. Jon Casey	126
4. Don Beaupre	125
5. Gilles Meloche	117
6. Pete LoPresti	101
7. Ed Belfour	95
8. Kari Takko	67
9. Darcy Wkaluk	64
T10. Andy Moog	40

TIES, OT/SO LOSSES

1. Cesare Maniago	70
2. Marty Turco	63
3. Gilles Meloche	52
4. Don Beaupre	45
5. Ed Belfour	44

2011-12 DALLAS STARS MEDIA GUIDE

6. Jon Casey	42
7. Andy Moog	26
8. Gump Worsley	24
9. Pete LoPresti	20
10. Darcy Wakaluk	17

GOALS AGAINST

1. Cesare Maniago	1,283
2. Marty Turco	1,118
3. Don Beaupre	1,111
4. Gilles Meloche	1,104
5. Jon Casey	988
6. Pete LoPresti	660
7. Ed Belfour	653
8. Andy Moog	451
9. Kari Takko	438
10. Darcy Wakaluk	435

SHOTS AGAINST

1. Marty Turco	12,538
2. Jon Casey	8,996
3. Ed Belfour	7,245
4. Don Beaupre	6,317
5. Andy Moog	4,667
6. Darcy Wakaluk	3,971
7. Kari Takko	3,643
8. Gilles Meloche	2,473
9. Kari Lehtonen	2,393
10. Roman Turek	1,187

SAVES

1. Marty Turco	11,420
2. Jon Casey	8,008
3. Ed Belfour	6,592
4. Don Beaupre	5,565
5. Andy Moog	4,226
6. Darcy Wakaluk	3,536
7. Kari Takko	3,205
8. Kari Lehtonen	2,187
9. Gilles Meloche	2,157
10. Roman Turek	1,081

SAVE PERCENTAGE

1. Kari Lehtonen	.914
------------------	------

2011-12 DALLAS STARS MEDIA GUIDE

2. Marty Turco	.911
3. Ed Belfour	.910
4. Andy Moog	.904
5. Darcy Wakaluk	.890
6. Jon Casey	.890
7. Don Beaupre	.881
8. Kari Takko	.880
9. Gilles Meloche	.872

GOALS AGAINST AVERAGE

1. Ed Belfour	2.19
2. Marty Turco	2.31
3. Kari Lehtonen	2.58
4. Gump Worsley	2.62
5. Andy Moog	2.75
6. Cesare Maniago	3.18
7. Darcy Wakaluk	3.21
8. Jon Casey	3.28
9. Gilles Meloche	3.51
10. Don Beaupre	3.74

SHUTOUTS

1. Marty Turco	40
2. Ed Belfour	27
3. Cesare Maniago	26
4. Jon Casey	12
5. Gilles Meloche	9
6. Darcy Wakaluk	8
T6. Andy Moog	8
8. Ron Tugnutt	5
T8. Mike Smith	5
10. Kari Lehtonen	3

MINUTES PLAYED

1. Marty Turco	29,065
2. Cesare Maniago	24,228
3. Gilles Meloche	18,889
4. Jon Casey	18,089
5. Ed Belfour	17,891
6. Don Beaupre	17,833
7. Andy Moog	9,857
8. Pete LoPresti	9,753
9. Darcy Wakaluk	8,130
10. Kari Takko	6,788

ASSISTS

1. Marty Turco	22
2. Jon Casey	11
3. Ed Belfour	9
4. Kari Lehtonen	7
5. Darcy Wakaluk	5
6. Gilles Meloche	4
7. Don Beaupre	3
T7. Pete LoPresti	173
8. Five with 2 Assists	2

TOP 10 – FRANCHISE SKATERS**GAMES PLAYED**

1. Mike Modano	1,459
2. Neal Broten	992
3. Jere Lehtinen	875
4. Sergei Zubov	839
5. Derian Hatcher	827
6. Curt Giles	760
7. Brian Bellows	753
8. Brenden Morrow	749
9. Richard Matvichuk	733
10. Fred Barrett	730

GOALS

1. Mike Modano	557
2. Brian Bellows	342
3. Dino Ciccarelli	332
4. Neal Broten	274
5. Bill Goldsworthy	267
6. Dave Gagner	247
7. Jere Lehtinen	243
8. Steve Payne	228
9. Brenden Morrow	226
10. Bobby Smith	185

ASSISTS

1. Mike Modano	802
2. Neal Broten	593
3. Sergei Zubov	438
4. Brian Bellows	380
5. Bobby Smith	369
6. Gino Ciccarelli	319
7. Tim Young	316
8. Craig Hartsburg	315
9. Dave Gagner	287
10. Jere Lehtinen	271

POINTS

1. Mike Modano	1,359
2. Neal Broten	867
3. Brian Bellows	722
4. Dino Ciccarelli	651
5. Bobby Smith	554

2011-12 DALLAS STARS MEDIA GUIDE

6. Sergei Zubov	549
7. Dave Gagner	534
8. Jere Lehtinen	514
9. Bill Goldsworthy	506
10. Tim Young	494

PLUS/MINUS

1. Jere Lehtinen	176
2. Mike Modano	118
3. Brenden Morrow	109
4. Sergei Zubov	103
5. Derian Hatcher	88
6. Darryl Sydor	82
7. Philippe Boucher	72
8. Richard Matvichuk	45
9. Jason Arnott	44
10. Tom McCarthy	41

PENALTY MINUTES

1. Shane Churla	1,883
2. Basil McRae	1,567
3. Derian Hatcher	1,380
4. Willi Plett	1,137
5. Brenden Morrow	1,088
6. Brad Maxwell	1,031
7. Mark Tinordi	1,015
8. Steve Ott	1,014
9. Mike Modano	922
10. Dennis O'Brien	836

EVEN STRENGTH GOALS

1. Mike Modano	372
2. Dino Ciccarelli	201
3. Bill Goldsworthy	198
4. Brian Bellows	195
5. Neal Broten	186
6. Jere Lehtinen	157
7. Steve Payne	148
8. Brenden Morrow	145
9. Dave Gagner	144
10. Danny Grant	127

POWER PLAY GOALS

1. Mike Modano	156
----------------	-----

2011-12 DALLAS STARS MEDIA GUIDE

2. Brian Bellows	134
3. Dino Ciccarelli	130
4. Dave Gagner	98
5. Steve Payne	79
6. Jere Lehtinen	77
Bobby Smith	77
8. Brenden Morrow	73
9. Bill Goldsworthy	66
10. Neal Broten	64

SHORT-HANDED GOALS

1. Mike Modano	29
2. Neal Broten	24
3. Brian Bellows	13
4. Al MacAdams	9
Jere Lehtinen	9
Dirk Graham	9
7. Brenden Morrow	8
8. Bill Collins	7
9. 7 players with 6	6

GAME WINNING GOALS:

1. Mike Modano	92
2. Brian Bellows	40
Brenden Morrow	40
4. Jere Lehtinen	37
5. Joe Nieuwendyk	35
6. Bill Goldsworthy	34
7. Neal Broten	30
8. Dave Gagner	29
9. Dino Ciccarelli	27
10. Bobby Smith	24

SHOTS

1. Mike Modano	4,194
2. Brian Bellows	2,417
3. Bill Goldsworthy	2,237
4. Neal Broten	2,180
5. Jere Lehtinen	2,102
6. Dino Ciccarelli	1,956
7. Sergei Zubov	1,694
8. Dave Gagner	1,686
9. Steve Payne	1,619
10. Craig Hartsburg	1,492

TOP 10 – SEASON GOALTENDERS

GAMES PLAYED

1. Marty Turco (2008-09)	74
2. Marty Turco (2003-04)	73
3. Kari Lehtonen (2010-11)	69
4. Marty Turco (2005-06)	68
5. Marty Turco (2006-07)	67
6. Cesare Maniago (1968-69)	64
7. Ed Belfour (2000-01)	63
8. Marty Turco (2007-08)	62
T8. Ed Belfour (1999-00)	62
T10. Ed Belfour (1998-99)	61

WINS

1. Marty Turco (2005-06)	41
2. Marty Turco (2006-07)	38
3. Ed Belfour (1997-98)	37
T3. Marty Turco (2003-04)	37
5. Ed Belfour (2000-01)	35
T5. Ed Belfour (1998-99)	35
7. Kari Lehtonen (2010-11)	34
8. Marty Turco (2008-09)	33
9. Marty Turco (2007-08)	32
T9. Ed Belfour (1999-00)	32

LOSSES

1. Pete LoPresti (1977-78)	35
2. Cesare Maniago (1968-69)	34
3. Marty Turco (2008-09)	31
4. Cesare Maniago (1975-76)	27
T4. Ed Belfour (2001-02)	27
6. Jon Casey (1992-93)	26
7. Gilles Meloche (1978-79)	25
8. Kari Lehtonen (2010-11)	24
T8. Cesare Maniago (1969-70)	24
10. Jon Casey (1991-92)	23

GOALS AGAINST

1. Pete LoPresti (1977-78)	216
2. Marty Turco (2008-09)	203
3. Gilles Meloche (1983-84)	201
4. Cesare Maniago (1968-69)	198
5. Jon Casey (1989-90)	183
6. Jon Casey (1989-90)	183

2011-12 DALLAS STARS MEDIA GUIDE

7. Don Beaupre (1985-86)	182
8. Kari Lehtonen (2010-11)	175
T8. Gilles Meloche (1981-82)	175
10. Don Beaupre (1986-87)	174

SHOTS AGAINST

1. Kari Lehtonen (2010-11)	2,043
2. Marty Turco (2008-09)	1,993
3. Jon Casey (1989-90)	1,757
4. Don Beaupre (1985-86)	1,690
5. Jon Casey (1992-93)	1,683
6. Marty Turco (2003-04)	1,648
7. Marty Turco (2005-06)	1,624
8. Marty Turco (2009-10)	1,605
9. Andy Moog (1993-94)	1,604
10. Ed Belfour (1999-00)	1,571

SAVES

1. Kari Lehtonen (2010-11)	1,868
2. Marty Turco (2008-09)	1,790
3. Jon Casey (1989-90)	1,574
4. Don Beaupre (1985-86)	1,508
5. Marty Turco (2003-04)	1,504
6. Jon Casey (1992-93)	1,490
7. Marty Turco (2009-10)	1,465
8. Marty Turco (2005-06)	1,458
9. Ed Belfour (1999-00)	1,444
10. Andy Moog (1993-94)	1,434

SAVE PERCENTAGE

1. Marty Turco (2002-03)	.932
2. Marty Turco (2000-01)	.925
3. Marty Turco (2001-02)	.921
4. Ed Belfour (1999-00)	.919
5. Ed Belfour (1997-97)	.916
6. Andy Moog (1994-95)	.915
T6. Ed Belfour (1998-99)	.915
T6. Roman Turek (1998-99)	.915
9. Kari Lehtonen (2010-11)	.914
10. Marty Turco (2009-10)	.913

GOALS AGAINST AVERAGE

1. Marty Turco (2002-03)	1.72
2. Ed Belfour (1997-98)	1.88

2011-12 DALLAS STARS MEDIA GUIDE

3. Marty Turco (2000-01)	1.90
4. Marty Turco (2003-04)	1.98
5. Ed Belfour (1998-99)	1.99
6. Roman Turek (1998-99)	2.08
7. Marty Turco (2001-02)	2.09
8. Ed Belfour (1999-00)	2.10
9. Gump Worsley (1971-72)	2.12
10. Andy Moog (1996-97)	2.15

SHUTOUTS

1. Marty Turco (2003-04)	9
T1. Ed Belfour (1997-98)	9
3. Ed Belfour (2000-01)	8
4. Marty Turco (2002-03)	7
5. Marty Turco (2006-07)	6
T5. Cesare Maniago (1967-68)	6
7. Ed Belfour (1998-99)	5
T7. Cesare Maniago (1972-73)	5
T7. Cesare Maniago (1970-71)	5
10. Marty Turco (2009-10)	4
(2 other players tied with 4)	

MINUTES

1. Marty Turco (2003-04)	4,359
2. Marty Turco (2008-09)	4,327
3. Kari Lehtonen (2010-11)	4,119
4. Marty Turco (2005-06)	3,910
5. Marty Turco (2006-07)	3,764
6. Ed Belfour (2000-01)	3,687
7. Marty Turco (2007-08)	3,629
8. Ed Belfour (1999-00)	3,620
9. Cesare Maniago (1968-69)	3,599
10. Ed Belfour (1997-98)	3,581

TOP 10 – SEASON SKATERS

GOALS

1. Brian Bellows (1989-90)	55
T1. Dino Ciccarelli (1981-82)	55
3. Dino Ciccarelli (1986-87)	52
4. Mike Modano (1993-94)	50
5. Bill Goldsworthy (1973-74)	48
6. Dino Ciccarelli (1985-86)	44
7. Bobby Smith (1981-82)	43
T7. Scott Bjustad (1985-86)	43
9. Al MacAdam (1979-80)	42
T9. Steve Payne (1979-80)	42

ASSISTS

1. Neal Broten (1985-86)	76
2. Bobby Smith (1981-82)	71
3. Brad Richards (2009-10)	67
4. Tim Young (1976-77)	66
5. Bobby Smith (1980-81)	64
6. Neal Broten	64
T6. Dennis Hextall (1973-74)	62
8. Neal Broten (1983-84)	61
9. Craig Hartsburg (1981-82)	60
T9. Neal Broten (1981-82)	60
T9. Mike Modano (1992-93)	60

POINTS

1. Bobby Smith (1981-82)	114
2. Dino Ciccarelli (1981-82)	106
3. Neal Broten (1985-86)	105
4. Dino Ciccarelli (1986-87)	103
5. Brian Bellows (1989-90)	99
6. Neal Broten (1981-82)	98
7. Tim Young (1976-77)	95
8. Bobby Smith (1980-81)	93
T8. Al MacAdam (1979-80)	93
T8. Mike Modano (1992-93)	93
T8. Mike Modano (1993-94)	93

PLUS/MINUS

1. Mike Modano (1996-97)	43
2. Jere Lehtinen (2002-03)	39
3. Steve Payne (1979-80)	37

2011-12 DALLAS STARS MEDIA GUIDE

T3. Darryl Sydor (1996-97)	37
T3. Derian Hatcher (2002-03)	37
6. Al MacAdam (1979-80)	36
7. Mike Modano (2002-03)	34
8. Grant Ledyard (1996-97)	31
9. Brenden Morrow (2005-06)	30
10. Three players with 42	42

PENALTY MINUTES

1. Basil McRae (1987-88)	382
2. Basil McRae (1988-89)	365
3. Basil McRae (1989-90)	351
4. Shane Curla (1993-94)	333
5. Willi Plett (1983-84)	316
6. Richard Zemlak (1987-88)	307
7. Shane Churla (1989-90)	292
8. Shane Churla (1990-91)	286
T8. Shane Churla (1992-93)	286
10. Shane Churla (1991-92)	278

EVEN STRENGTH GOALS

1. Bill Goldsworthy (1973-74)	35
T1. Dino Ciccarelli (1981-82)	35
3. Brian Bellows (1989-90)	33
4. Mike Modano (1993-94)	32
5. Dave Gagner (1989-90)	30
T5. Dino Ciccarelli (1986-87)	30
7. Al MacAdam (1979-80)	29
T7. Danny Grant (1972-73)	29
T7. Neal Broten (1981-82)	29
10. Four players with 29	29

POWER PLAY GOALS

1. Dino Ciccarelli (1986-87)	22
2. Brian Bellows (1989-90)	21
T2. Brian Bellows (1987-88)	21
4. Dave Gagner (1990-91)	20
T4. Bobby Smith (1981-82)	20
T4. Dino Ciccarelli (1981-82)	20
7. Dino Ciccarelli (1985-86)	19
8. Mike Modano (1993-94)	18
9. Three players with 17	17

SHORT-HANDED GOALS

2011-12 DALLAS STARS MEDIA GUIDE

1. Bill Collins (1969-70)	6
2. Mike Modano (1997-98)	5
T2. Mike Modano (1996-97)	5
T2. Mike Modano (1988-89)	5
T2. Dirk Graham (1986-87)	5
T2. Brian Bellows (1983-84)	5
T2. Mike Eaves (1982-83)	5
T8. Jamie Benn (2010-11)	4
T8. Nine others tied with 4	4

GAME-WINNING GOALS

1. Joe Nieuwendyk (1997-98)	11
T1. Brett Hull (1998-99)	11
3. Bill Guerin (2003-04)	10
4. Brian Bellows (1989-90)	9
T4. Mike Modano (1996-97)	9
6. Nicklas Hagman (2007-08)	8
T6. Brett Hull (2000-01)	8
T6. Mike Modano (1999-00)	8
T6. Five others with 8	8

SHOTS

1. Bill Goldsworthy (1973-74)	321
2. Mike Modano (1995-96)	320
3. Mike Modano (1992-93)	307
4. Brian Bellows (1989-90)	300
5. Brian Bellows (1990-91)	296
6. Bill Goldsworthy (1970-71)	295
T6. Bill Goldsworthy (1971-72)	295
8. Russ Courtnall (1992-93)	294
9. Mike Modano (1981-82)	291
10. Dino Ciccarelli (1981-82)	289

SHOOTING PERCENTAGE

1. Mike Ribeiro (2007-08)	25.2
2. Al MacAdam (1979-80)	24.7
3. Tom McCarthy (1983-84)	23.6
4. Mike Eaves (1979-80)	22.5
5. Brian MacLellan (1986-87)	21.9
6. Dennis Hextall (1972-73)	21.4
7. Al MacAdam (1983-84)	21.2
8. Dino Ciccarelli (1986-87)	20.4
9. Loui Eriksson (2008-09)	20.2
T9. Mike Modano (1999-00)	20.2
T9. Neal Broten (1981-82)	20.2

2011-12 DALLAS STARS MEDIA GUIDE

DALLAS STARS ALL-TIME RECORDS

Season	GP	W	L	T/OL	PTS	GF	GA	PCTG	Finished; Playoff Results
1967-68	74	27	32	15	69	191	226	.466	4 th West Division; Semifinals
1968-69	76	18	43	15	51	189	270	.336	6 th West Division; Out of Playoffs
1969-70	76	19	35	22	60	224	257	.395	3 rd West Division; Quarterfinals
1970-71	78	28	34	16	72	191	223	.462	4 th West Division; Semifinals
1971-72	78	37	29	12	86	212	191	.551	2 nd West Division; Quarterfinals
1972-73	78	37	30	11	85	254	230	.545	3 rd West Division; Quarterfinals
1973-74	78	23	38	17	63	235	275	.404	7 th West Division; Out of Playoffs
1974-75	80	23	50	7	53	221	341	.331	4 th Smythe Division; Out of Playoffs
1975-76	80	20	53	7	47	197	303	.294	4 th Smythe Division; Out of Playoffs
1976-77	80	23	39	18	64	240	310	.400	2 nd Smythe Division; First Round
1977-78	80	18	53	9	45	218	325	.281	5 th Smythe Division; Out of Playoffs
1978-79	80	28	40	12	68	257	289	.425	4 th Adams Division; Out of Playoffs
1979-80	80	36	28	16	88	311	253	.550	3 rd Adams Division; Semifinals
1980-81	80	35	28	17	87	291	263	.544	3 rd Adams Division; Finals
1981-82	80	37	23	20	94	346	288	.588	1 st Norris Division; First Round
1982-83	80	40	24	16	96	321	290	.600	2 nd Norris Division; Second Round
1983-84	80	39	31	10	88	345	344	.550	1 st Norris Division; Third Round
1984-85	80	25	43	12	62	268	321	.388	4 th Norris Division; Second Round
1985-86	80	38	33	9	85	327	305	.531	2 ^{ns} Norris Division; First Round
1986-87	80	30	40	10	70	296	314	.438	5 th Norris Division; Out of Playoffs
1987-88	80	19	48	13	51	242	349	.319	5 th Norris Division; Out of Playoffs
1988-89	80	27	37	16	70	258	278	.438	3 rd Norris Division; First Round
1989-90	80	36	40	4	76	284	291	.475	4 th Norris Division; First Round
1990-91	80	27	39	14	68	256	266	.425	4 th Norris Division; Finals
1991-92	80	32	42	6	70	246	278	.438	4 th Norris Division; First Round
1992-93	84	36	38	10	82	272	293	.488	5 th Norris Division; Out of Playoffs
1993-94*	84	42	29	13	97	286	265	.577	3 rd Central Division; Conf. Semifinals
1994-95	48	17	23	8	42	136	135	.438	5 th Central Division; Conf. Quarters
1995-96	82	26	42	14	66	227	280	.402	6 th Central Division; Out of Playoffs
1996-97	82	48	26	8	104	252	198	.636	1 st Central Division; Conf. Quarters
1997-98	82	49	22	11	109	242	167	.665	1 st Central Division; Conf. Finals
1998-99	82	51	19	12	114	236	168	.691	1 st Pacific Division; Won Stanley Cup
1999-00	82	43	23	16	102	211	184	.622	1 st Pacific Division; Stanley Cup Finals
2000-01	82	48	24	10	106	241	187	.646	1 st Pacific Division; Conf. Semifinals
2001-02	82	36	28	18	90	215	213	.549	4 th Pacific Division; Out of Playoffs
2002-03	82	46	17	19	111	245	169	.677	1 st Pacific Division; Conf. Semifinals
2003-04	82	41	26	15	97	194	175	.592	2 nd Pacific Division; Conf. Quarters
2004-05	-	-	SEASON NOT PLAYED			-	-	-	-
2005-06	82	53	23	6	112	265	218	.683	1 ST Pacific Division; Conf. Quarters
2006-07	82	50	25	7	107	217	193	.652	3 rd Pacific Division; Conf. Quarters
2007-08	82	45	30	7	97	242	207	.592	3 rd Pacific Division; Conf. Finals
2008-09	82	36	35	11	83	224	251	.506	3 rd Pacific Division; Out of Playoffs
2009-10	82	37	31	14	88	230	244	.537	5 th Pacific Division; Out of Playoffs
2010-11	82	42	29	11	95	227	233	.580	5 th Pacific Division; Out of Playoffs
DALLAS									
TOTALS:	1362	710	452	200	1620	3890	3487	.595	
FRANCHISE									
TOTALS:	3424	1468	1422	534	3470	10602	10870	.507	

* First season in Dallas

2011-12 DALLAS STARS MEDIA GUIDE

DALLAS STARS ALL-TIME HOME/ROAD RECORDS

AT HOME								ON THE ROAD										
Season	GP	W	L	T/OL	GF	GA	PTS	GP	W	L	T/OL	GF	GA	PTS				
1967-68	37	17	12	8	103	88	42	37	10	20	7	88	138	27				
1968-69	38	11	21	6	98	115	28	38	7	22	9	91	155	23				
1969-70	38	11	16	11	120	131	33	38	8	19	11	104	126	27				
1970-71	39	16	15	8	104	107	40	39	12	19	8	87	116	32				
1971-72	39	22	11	6	120	83	50	39	15	18	6	92	108	36				
1972-73	39	26	8	5	154	95	57	39	11	22	6	100	135	28				
1973-74	39	18	15	6	144	123	42	39	5	23	11	91	152	21				
1974-75	40	17	20	3	133	161	37	40	6	30	4	88	180	16				
1975-76	40	15	22	3	121	151	33	40	5	31	4	76	152	14				
1976-77	40	17	14	9	134	140	43	40	6	25	9	106	170	21				
1977-78	40	12	24	4	123	151	28	40	6	29	5	95	174	17				
1978-79	40	19	15	6	143	116	44	40	9	25	6	114	173	24				
1979-80	40	25	8	7	180	102	57	40	11	20	9	131	151	31				
1980-81	40	23	10	7	166	120	53	40	12	18	10	125	143	34				
1981-82	40	21	7	12	202	142	54	40	16	16	8	144	146	40				
1982-83	40	23	6	11	170	128	57	40	17	18	5	151	162	39				
1983-84	40	22	14	4	179	160	48	40	17	17	6	166	184	40				
1984-85	40	14	19	7	147	153	35	40	11	24	5	121	168	27				
1985-86	40	21	15	4	161	137	46	40	17	18	5	166	168	39				
1986-87	40	17	20	3	150	143	37	40	13	20	7	146	171	33				
1987-88	40	10	24	6	125	161	26	40	9	24	7	117	188	25				
1988-89	40	17	15	8	141	135	42	40	10	22	8	117	143	28				
1989-90	40	26	12	2	160	127	54	40	10	28	2	124	164	22				
1990-91	40	19	15	6	149	120	44	40	8	24	8	107	146	24				
1991-92	40	20	16	4	135	116	44	40	12	26	2	111	162	26				
1992-93	42	18	17	7	141	140	43	42	18	21	3	131	153	39				
1993-94*	42	23	12	7	148	119	53	42	19	17	6	138	146	44				
1994-95	24	9	10	5	77	72	23	24	8	13	3	59	63	19				
1995-96	41	14	18	9	116	132	37	41	12	24	5	111	148	29				
1996-97	41	25	13	3	137	103	53	41	23	13	5	115	95	51				
1997-98	41	26	8	7	123	73	59	41	23	14	4	119	94	50				
1998-99	41	29	8	4	134	86	62	41	22	11	8	102	82	52				
1999-00	41	21	11	9	106	91	51	41	22	12	7	105	93	51				
2000-01	41	26	10	5	132	85	57	41	22	14	5	109	102	49				
2001-02	41	18	13	10	104	105	46	41	18	15	8	111	108	44				
2002-03	41	28	5	8	131	75	64	41	18	12	11	114	94	47				
2003-04	41	26	7	8	118	77	60	41	15	19	7	76	98	37				
2004-05	-	-	-	-	-	-	-	SEASON NOT PLAYED -								-	-	-
2005-06	41	28	11	2	134	108	58	41	25	12	4	131	110	54				
2006-07	41	28	11	2	119	99	58	41	22	14	5	107	98	49				
2007-08	41	23	16	2	124	96	48	41	22	14	5	118	111	49				
2008-09	41	20	16	5	118	119	45	41	16	19	6	106	132	38				
2009-10	41	23	11	7	126	113	53	41	14	20	7	104	131	35				
2010-11	41	22	11	8	117	101	52	41	20	18	3	110	132	43				

DALLAS
TOTALS:681 389 191 101 2064 1654 879 681 321 261 99 1835 1837 741

FRANCHISE
TOTALS:1712 866 582 264 5753 4994 1996 1712 602 839 271 4826 5869 1472

* First season in Dallas

2011-12 DALLAS STARS MEDIA GUIDE

DALLAS STARS ALL-TIME RECORDS VS. NHL

TEAM	GP	W	L	T/OL	GF	GA	PTS	PCTG
Winnipeg	13	11	1	1	45	28	23	.885
Columbus	40	27	8	5	120	87	59	.738
Tampa Bay	29	19	7	3	91	66	41	.707
Minnesota	40	26	11	3	124	96	55	.688
Anaheim	96	57	26	13	287	220	127	.661
Ottawa	25	15	8	2	83	64	32	.640
Nashville	48	28	18	2	123	97	58	.604
San Jose	101	54	36	11	280	251	119	.589
Carolina	68	37	25	6	248	205	80	.588
Florida	24	11	7	6	74	63	28	.583
Washington	86	41	27	18	299	245	100	.581
Los Angeles	208	99	68	41	680	616	239	.575
Edmonton	113	56	39	18	388	368	130	.575
New Jersey	96	49	38	9	314	286	107	.557
Phoenix	151	75	58	18	495	447	168	.556
Vancouver	166	77	64	25	529	534	179	.539
Colorado	106	46	44	16	308	337	108	.509
Toronto	203	89	86	28	702	673	206	.507
Detroit	236	101	100	35	770	795	237	.502
Calgary	148	57	59	32	444	463	146	.493
Pittsburgh	132	57	62	13	437	469	127	.481
St. Louis	256	98	111	47	784	827	243	.475
Chicago	246	96	116	34	753	828	226	.459
NY Islanders	100	36	46	18	290	361	90	.450
Buffalo	111	41	52	18	327	360	100	.450
Philadelphia	140	38	69	33	384	489	109	.389
NY Rangers	129	38	68	23	373	452	99	.384
Montreal	122	31	70	21	312	468	83	.340
Boston	126	29	74	23	331	494	81	.321
Defunct	65	29	24	12	207	191	70	.538
TOTALS	3424	1468	1422	534	10602	10880	3470	.507

2011-12 DALLAS STARS MEDIA GUIDE

DALLAS STARS ALL-TIME RECORDS VS. NHL (AT HOME)

TEAM	GP	W	L	T/OL	GF	GA	PTS	PCTG
Winnipeg	7	6	1	0	19	10	12	.857
Minnesota	20	16	2	2	77	44	34	.850
Nashville	24	18	5	1	69	33	37	.771
Anaheim	48	34	10	4	156	97	72	.750
Columbus	20	14	4	2	61	32	30	.750
Carolina	33	21	10	2	127	93	44	.666
Los Angeles	105	62	28	15	378	279	139	.662
Tampa Bay	13	8	4	1	46	36	17	.654
New Jersey	49	29	14	6	176	124	64	.653
Edmonton	57	33	16	8	205	155	74	.649
Washington	44	23	11	10	163	118	56	.636
Colorado	53	29	16	8	178	150	66	.622
Pittsburgh	67	38	22	7	255	223	83	.619
Ottawa	13	8	5	0	51	36	16	.615
Vancouver	83	44	27	12	285	240	100	.602
Calgary	74	36	22	16	260	225	88	.594
Toronto	99	52	36	11	372	310	115	.581
St. Louis	127	61	42	24	423	369	146	.575
Detroit	118	58	41	19	400	352	135	.572
Buffalo	57	28	22	7	182	163	63	.553
Chicago	124	60	47	17	428	379	137	.552
Phoenix	76	36	29	11	251	218	83	.546
Florida	11	4	3	4	37	37	12	.545
San Jose	50	23	19	8	142	129	54	.540
Philadelphia	69	28	24	17	223	220	73	.529
NY Islanders	49	19	21	9	143	176	47	.488
NY Rangers	64	21	31	12	201	231	54	.422
Boston	63	19	31	13	179	224	51	.405
Montreal	62	19	31	12	163	209	50	.403
Defunct	33	19	8	6	123	86	44	.666
TOTAL	1712	866	582	264	5773	5008	1996	.583

2011-12 DALLAS STARS MEDIA GUIDE

DALLAS STARS ALL-TIME RECORDS VS. NHL (AT ROAD)

TEAM	GP	W	L	T/OL	GF	GA	PTS	PCTG
Winnipeg	6	5	0	1	26	18	11	.917
Tampa Bay	16	11	3	2	45	30	24	.750
Columbus	20	13	4	3	59	45	29	.725
Ottawa	12	7	3	2	32	28	16	.667
San Jose	51	31	17	3	138	122	65	.637
Florida	13	7	4	2	37	26	16	.615
Anaheim	48	23	16	9	131	123	55	.573
Phoenix	75	39	29	7	244	229	85	.566
Minnesota	20	10	9	1	47	52	21	.525
Washington	42	18	16	8	136	127	44	.524
Carolina	35	16	15	4	121	112	36	.514
Edmonton	56	23	23	10	183	213	56	.500
Los Angeles	103	37	40	26	302	337	100	.485
Vancouver	83	33	37	13	244	294	79	.476
New Jersey	47	20	24	3	138	162	43	.457
Toronto	104	37	50	17	330	363	91	.438
Nashville	24	10	12	2	54	64	21	.458
Detroit	118	43	59	16	370	443	102	.432
NY Islanders	51	17	25	9	147	185	43	.422
Colorado	53	17	28	8	130	187	42	.396
Calgary	74	21	37	16	184	238	58	.392
St. Louis	129	37	69	23	361	458	97	.376
Chicago	122	36	69	17	325	449	89	.365
NY Rangers	65	17	37	11	172	221	45	.346
Buffalo	54	13	30	11	145	197	37	.343
Pittsburgh	65	19	40	6	182	246	44	.338
Montreal	60	12	39	9	149	259	33	.275
Philadelphia	71	10	45	16	161	269	36	.254
Boston	63	10	43	10	152	270	30	.238
Defunct	32	10	16	6	84	105	26	.406
TOTALS	1712	602	840	271	4829	5872	1474	.431

2011-12 DALLAS STARS MEDIA GUIDE

DALLAS STARS ALL-TIME SCORING LIST

PLAYER	GP	Goals	Assists	Points	PIM
1. Mike Modano	1,459	557	802	1,359	918
2. Neal Broten	992	274	593	867	537
3. Brian Bellows	753	342	380	722	537
4. Dino Ciccarelli	602	332	319	651	642
5. Bobby Smith	572	185	369	554	489
6. Sergei Zubov	839	111	438	549	254
7. Dave Gagner	609	247	287	534	746
8. Jere Lehtinen	875	243	271	514	210
9. Bill Goldsworthy	670	267	239	506	711
10. Tim Young	564	178	316	494	404
11. Brenden Morrow	749	226	265	491	1,088
12. Steve Payne	613	228	238	466	435
13. Craig Hartsburg	570	98	315	413	818
14. J.P. Parise	588	154	242	396	509
15. Danny Grant	463	179	177	353	161
16. Mike Ribeiro	387	105	239	344	186
T17. Joe Nieuwendyk	442	178	162	340	188
T17. Al MacAdam	459	138	202	340	268
19. Darryl Sydor	714	69	265	344	401
20. Tom McCarthy	385	146	187	333	293
21. Dennis Hextall	328	84	216	300	567
22. Brad Maxwell	471	82	217	299	1,031
23. Derian Hatcher	827	71	223	294	1,380
24. Ulf Dahlen	369	130	149	279	46
25. Jude Drouin	319	79	183	262	187
T26. Loui Eriksson	371	112	145	257	94
T26. Gordie Roberts	555	33	224	257	832
28. Jamie Langenbrunner	471	95	158	253	390
T29. Glen Sharpley	318	98	138	236	179
T29. Dennis Maruk	309	80	156	236	234
31. Keith Acton	343	87	148	235	234
32. Brad Richards	220	70	157	227	44
33. Lou Nanne	635	68	157	225	356
34. Curt Giles	760	40	17	217	625
35. Murray Oliver	371	83	118	201	263
36. Brett Hull	218	95	101	196	91
37. Jason Arnott	236	79	105	184	225
38. Steve Ott	492	74	107	181	1,014
39. Russ Courtnall	200	66	110	176	121
40. Stephane Robidas	557	36	135	171	494

2011-12 DALLAS STARS MEDIA GUIDE

DALLAS STARS LONGEST GOAL STREAKS

PLAYER	GAMES	DATES	GOAL IN STREAK
Brian Bellows	10 games	3/12/90 – 3/31/90	12 goals
Bill Goldsworthy	7 games	2/6/71 – 2/17/71	9 goals
Neal Broten	7 games	1/23/82 – 2/4/82	7 goals
Dave Gagner	7 games	12/26/93 – 1/7/93	7 goals
Jamie Benn	6 games	3/1/11 – 3/11/11	6 goals
Bill Goldsworthy	6 games	1/21/71 – 1/31/71	6 goals
Danny Grant	6 games	11/3/73 – 11/17/73	9 goals
Tim Young	6 games	3/19/80 – 3/30/80	6 goals
Dirk Graham	6 games	3/16/85 – 3/26/85	6 goals
Mike Modano	6 games	2/29/92 – 3/10/92	7 goals
Mike Modano	6 games	1/21/97 – 1/31/97	7 goals
Mike Modano	6 games	12/2/01 – 12/15/01	7 goals
Mike Modano	6 games	1/2/02 – 1/13/02	9 goals
Jere Lehtinen	6 games	12/7/05 – 12/19/05	7 goals

2011-12 DALLAS STARS MEDIA GUIDE

DALLAS STARS HAT TRICKS

PLAYER	DATE	FINAL SCORE	OPPOSING GOALTENDER (S)
1967-68 Season	-	-	-
Wayne Connelly	Jan. 10, 1968	PHI 4 vs. MIN 6	Doug Favell
Wayne Connelly	March 2, 1968	MTL 2 vs. MIN 3	Rogie Vachon
1968-69 Season	-	-	-
Danny Grant	Nov. 9, 1968	DET 4 vs. MIN 6	Crozier (1)-Sawchuk (2)
Danny Grant	Feb. 23, 1969	TOR 2 vs. MIN 7	Bruce Gamble
1969-70 Season	-	-	-
Bill Goldsworthy	Nov. 8, 1969	STL 2 vs. MIN 5	Jaques Plante
Ray Cullen	Dec. 3, 1969	TOR 5 vs. MIN 5	Marv Edwards
Danny Grant	Jan. 10, 1970	LAK 6 vs. MIN 4	Wayne Rutledge
Ray Cullen	Jan. 29, 1970	MIN 5 @ BOS 6	Ed Johnston
Bill Collins	March 1, 1970	TOR 0 vs. MIN 8	Bruce Gamble
Bill Collins	March 7, 1970	MIN 8 @ TOR 3	Edwards (1)-Gamble (2)
1970-71 Season	-	-	-
Walt McKechnie	Oct. 15, 1970	PIT 2 vs. MIN 4	Al Smith
Gord Labossiere	Jan. 31, 1971	CA 1 vs. MIN 7	Gary Smith
Bill Goldsworthy	March 16, 1971	MIN 7 @ LAK 2	DeJordy (1)-Norris(2)
*Bill Goldsworthy	March 21, 1971	MIN 6 @ VAN 3	Hodge (2)-Wilson (2)
1971-72 Season	-	-	-
Bill Goldsworthy	Oct. 23, 1971	BUF 1 vs. MIN 5	Dave Dryden
Bob Nevin	Nov. 6, 1971	STL 1 vs. MIN 5	Ernie Wakely
Bill Goldsworthy	Dec. 1, 1971	CA 1 vs. MIN 4	Carter (2)-Meloche (1)
Lou Nanne	Jan. 27, 1972	MIN 6 @ MTL 5	Phil Myre
1972-73 Season	-	-	-
Danny Grant	Feb. 17, 1973	BOS 2 vs. MIN 5	Ed Johnston

2011-12 DALLAS STARS MEDIA GUIDE

Dennis Hextall	March 7, 1973	PIT 4 vs. MIN 10	Andy Brown
1973-74 Season	-	-	-
(T) Bill Goldsworthy	Dec. 11, 1973	LAK 3 vs. MIN 6	Rogie Vachon
Bill Goldsworthy	March 10, 1974	STL 1 vs. MIN 8	John Davidson
Bill Goldsworthy	March 23, 1974	PIT 1 vs. MIN 5	Gary Inness
1974-75 Season	-	-	-
Fred Stanfield	Nov. 13, 1974	DET 4 vs. MIN 7	Doug Grant
1975-76 Season	-	-	-
Pierre Jarry	Jan. 28, 1976	KC 3 vs. MIN 9	Bill McKenzie
1976-77 Season	-	-	-
Roland Eriksson	Nov. 27, 1976	WSH 1 vs. MIN 6	Ron Low
1977-78 Season	-	-	-
Roland Eriksson	Dec. 23, 1977	MIN 7 @ VAN 5	Cesare Maniago
*Harvey Bennett	March 28, 1978	VAN 4 vs. MIN 9	Maniago (3)-Ridley (1)
1978-79 Season	-	-	-
**Tim Young	Jan. 15, 1979	MIN 8 @ NYR 1	Soetaert (3)-Thomas (2)
Mike Fidler	March 21, 1979	PHI 3 vs. MIN 7	Wayne Stephenson
Steve Payne	March 21, 1979	PHI 3 vs. MIN 7	Wayne Stephenson
1979-80 Season	-	-	-
Steve Payne	Oct. 27, 1979	NYR 2 vs. MIN 7	Wayne Thomas
Al MacAdam	Dec. 17, 1979	TOR 1 vs. MIN 5	Paul Harrison
Steve Payne	Dec. 26, 1979	WPG 0 vs. MIN 6	Lindsay Middlebrook
Bobby Smith	March 25, 1980	TOR 2 vs. MIN 7	Crha (2)-Ridley (1)
1980-81 Season	-	-	-
Steve Christoff	Dec. 23, 1980	MIN 6 @ DET 2	Gilbert (2)-1 ENG
Bobby Smith	Jan. 17, 1981	QUE 1 vs. MIN 7	Plasse (2)-Grahame (1)
Steve Christoff	Jan. 22, 1981	MIN 4 @ PHI 5	Pete Peeters
* Dino Ciccarelli	March 22, 1981	DET 3 vs. MIN 9	Gilbert (2)-Lozinski (2)

2011-12 DALLAS STARS MEDIA GUIDE

1981-82 Season	-	-	-
Dino Ciccarelli	Oct. 22, 1981	STL 5 vs. MIN 5	Gary Edwards
*Bobby Smith	Nov. 11, 1981	WPG 2 vs. MIN 15	Doug Soetaert
Dino Ciccarelli	Nov. 27, 1981	MIN 5 @ WPG 5	Doug Soetaert
Dino Ciccarelli	Dec. 9, 1981	MTL 6 vs. MIN 6	Denis Herron
Steve Payne	Dec. 26, 1981	STL 3 vs. MIN 6	Mike Luit
Bobby Smith	Jan. 25, 1982	MIN 9 @ TOR 2	Michel Larocque
1982-83 Season	-	-	-
Dino Ciccarelli	Oct. 16, 1982	CGY 4 vs. MIN 8	Tim Bernhardt
Neal Broten	Nov. 23, 1982	MIN 8 @ NYI 8	Smith (2)-Melanson (1)
Steve Payne	Nov. 23, 1982	MIN 8 @ NYI 8	Smith (2)-Melanson (1)
*Willi Plett	Dec. 2, 1982	MIN 6 @ STL 3	Glen Hanlon
George Ferguson	Mar. 6, 1983	LAK 3 vs. MIN 8	Mattsson (2)-Laskoski (1)
Steve Payne	Mar. 6, 1983	LAK 3 vs. MIN 8	Mattsson (1)-Laskoski (2)
(T)Tim Young	Mar. 8, 1983	BUF 1 vs. MIN 5	Phil Myre (2)-1 ENG
1983-84 Season	-	-	-
Dino Ciccarelli	Nov. 5, 1983	CHI 5 vs. MIN 10	Murray Bannerman
Dino Ciccarelli	Nov. 9, 1983	MIN 5 @ DET 3	Eddie Mio (4)-1 ENG
(T) Neal Broten	Nov. 26, 1983	MIN 7 @ TOR 6	Mike Palmateer
Dino Ciccarelli	Jan. 27, 1984	MIN 10 @ STL 8	Michel Larocque (9)-1 ENG
1984-85 Season	-	-	-
Tom McCarthy	March 5, 1984	DET 1 vs. MIN 5	Corrado Micallef
Tom McCarthy	March 12, 1984	MTL 6 vs. MIN 7	Rick Wamsley
Keith Acton	Jan. 3, 1985	MIN 8 @ LAK 3	Bob Janecyk
Tom McCarthy	Jan. 3, 1985	MIN 8 @ LAK 3	Bob Janecyk
1985-86 Season	-	-	-
(T) Neal Broten	Nov. 17, 1985	MIN 5 @ CHI	Murray Bannerman

2011-12 DALLAS STARS MEDIA GUIDE

		5	
Tony McKegney	Dec. 3, 1985	CHI 2 vs. MIN	Murray Bannerman
		9	
*Brian Bellows	Dec. 11, 1985	MIN 10 @	Greg Stefan
		DET 2	
Scott Bjugstad	Dec. 11, 1985	MIN 10 @	Greg Stefan
		DET 2	
Scott Bjugstad	Dec. 22, 1985	MIN 8 @ NJD	Glen Resch
		3	
Neal Broten	Feb. 6, 1986	TOR 7 vs.	Don Edwards
		MIN 8	
Brian Lawton	Feb. 19, 1986	MIN 6 @ CHI	Murray Bannerman
		5	
Dino Ciccarelli	March 3, 1986	MIN 8 @ DET	Mark LaForest
		5	
Dino Ciccarelli	March 17, 1986	STL 5 vs. MIN	Rick Wamsley
		6	
Scott Bjugstad	March 19, 1986	MIN 6 @ CGY	Lemelin (2)-Vernon (1)
		5	
Dino Ciccarelli	March 29, 1986	MIN 5 @ DET	Ed Mio
		4	
1986-87 Season	-	-	-
Craig Hartsburg	Nov. 1, 1986	CHI 6 vs. MIN	Bob Sauve
		5	
Dino Ciccarelli	Nov. 26, 1986	CHI 2 vs. MIN	Bob Sauve
		5	
(T) Neal Broten	Dec. 28, 1986	MIN 4 @	Eldon Reddick
		WPG 5	
Brian Lawton	March 15, 1987	MIN 4 @ CHI	Murray Bannerman
		2	
1987-88 Season	-	-	-
Brian Bellows	Dec. 30, 1987	MIN 6 @ CHI	Darren Pang
		4	
Brian MacLellan	Feb. 6, 1988	WPG 8 vs.	Daniel Berthiaume
		MIN 8	
1988-89 Season	-	-	-
Dave Gagner	Nov. 14, 1988	MIN 5 @ TOR	Ken Wregget
		4	
Dino Ciccarelli	Nov. 14, 1988	VAN 6 vs.	Kirk McLean
		MIN 7	
Brian Bellows	Nov. 25, 1988	TOR 3 vs.	Ken Wregget
		MIN 5	
Dino Ciccarelli	Dec. 31, 1988	STL 2 vs. MIN	Greg Millen
		6	
Dave Gagner	Jan. 21, 1989	MIN 6 @ NYI	Kelly Hrudey
		8	
(T) Don Barber	March 16, 1989	CHI 1 vs. MIN	Alain Chevrier
		6	

2011-12 DALLAS STARS MEDIA GUIDE

1989-90 Season	-	-	-
Mike Gartner	Dec. 3, 1989	MIN 5 @ VAN 6	Kirk McLean
Brian Bellows	Jan. 4, 1990	NYR 2 vs. MIN 8	John Vanbiesbrouck
Mike Gartner	Feb. 15, 1990	LAK 3 vs. MIN 6	Mario Gosselin
Mike Modano	March 17, 1990	MIN 6 @ PIT 2	Alan Chevrier
Neal Broten	March 24, 1990	MIN 7 @ BOS 6	Moog (1)-Lemelin (2)
1990-91 Season	-	-	-
Brian Bellows	Nov. 23, 1990	VAN 4 vs. MIN 6	Kirk McLean
Dave Gagner	Dec. 23, 1990	MIN 5 @ HFD	Daryl Reaugh
Ulf Dahlen	March 9, 1991	DET 2 vs. MIN 6	Allen Bester
1991-92 Season	-	-	-
Brian Bellows	Nov. 6, 1991	MIN 3 @ TOR 4	Grant Fuhr
*Brian Bellows	Dec. 31, 1991	CHI 2 vs. MIN 6	Belfour (2)-Waite (2)
1992-93 Season	-	-	-
Ulf Dahlen	Jan. 7, 1993	MIN 6 @ PIT 3	Tom Barrasso
Russ Courtnall	Jan. 21, 1993	OTT 2 vs. MIN 7	Peter Sidorkiewicz
1993-94 Season	-	-	-
Mike Modano	Feb. 21, 1994	DAL 6 @ SJS 3	Jimmy Waite
*Dave Gagner	April 12, 1994	STL 5 vs. DAL 9	Curtis Joseph
1994-95 Season	-	-	-
Todd Harvey	April 22, 1995	TOR 4 vs. DAL 6	Felix Potvin
1995-96	-	-	-
Kevin Hatcher	Jan. 24, 1996	DAL 5 @ EDM 3	Curtis Joseph
*Mike Modano	Feb. 16, 1996	EDM 1 vs. DAL 6	Curtis Joseph
Dave Reid	Jan. 8, 1997	DET 3 vs. DAL 6	Chris Osgood
1996-97 Season	-	-	-
Mike Modano	Oct. 10, 1997	CHI 0 vs. DAL 7	Chris Terreri
Joe Nieuwendyk	Nov. 5, 1997	DAL 5 @ PIT 2	Wregget (2)-Skudra (1)
Darryl Sydor	Jan. 3, 1998	DAL 6 @ CAR	Pat Jablonski

2011-12 DALLAS STARS MEDIA GUIDE

*Joe Nieuwendyk	March 13, 1998	ANA 3 vs. DAL 6	Shtalenkov (3)-Askey (1)
Pat Verbeek	March 20, 1998	CAR 1 vs. DAL 6	Kidd (2)-McLean (1)
1998-99 Season	-	-	-
Mike Modano	Dec. 23, 1998	DAL 5 @ TOR 1	Curtis Joseph
Mike Modano	Feb. 19, 1999	CHI 1 vs. DAL 5	Fitzpatrick (2)-Thibault (1)
Mike Modano	Feb. 23, 1999	DAL 4 @ NSH 3	Mike Dunham
2000-01 Season	-	-	-
Joe Nieuwendyk	Dec. 31, 2000	NYR 1 vs. DAL 6	Mike Richter
Jere Lehtinen	Jan. 17, 2001	NSH 3 vs. DAL 4	Tomas Vokoun
(T) Brett Hull	March 18, 2001	OTT 1 vs. DAL 5	Patrick Lalime
*Brett Hull	March 21, 2001	ANA 0 vs. DAL 8	Giguere (3)-Naumenko (1)
2002-03 Season	-	-	-
Jason Arnott	Dec. 4, 2002	MTL 1 vs. DAL 5	Jose Theodore
Jere Lehtinen	Jan. 7, 2003	LAK 4 vs. DAL 7	Storr (1)-Potvin (2)
2003-04 Season	-	-	-
Bill Guerin	Oct. 29, 2003	CGY 3 vs. DAL 4	Dany Sabourin
Bill Guerin	Nov. 2, 2003	NSH 3 vs. DAL	Tomas Vokoun
Brenden Morrow	Jan. 31, 2004	DAL 5 @ PHX 4	Sean Burke
Jason Arnott	Feb. 20, 2004	COL 1 vs. DAL 5	David Aebischer
Bill Guerin	March 3, 2004	CBJ 2 vs. DAL 4	Marc Denis
2005-06 Season	-	-	-
Stu Barnes	Nov. 4, 2005	CHI 1 vs. DAL 9	Khabibulin (1)-Anderson (2)
Jason Arnott	Nov. 16, 2005	DAL 4 @ ANA 2	Ilya Bryzgalov
Niko Kapanen	Feb. 9, 2006	DAL 5 @ PHX	Curtis Joseph
2006-07 Season	-	-	-
Philippe Boucher	Nov. 24, 2006	LAK 3 vs. DAL 5	Mathieu Garon
2007-08 Season	-	-	-
*Jussi Jokinen	Nov. 16, 2007	COL 1 vs. DAL 6	Jose Theodore

2011-12 DALLAS STARS MEDIA GUIDE

Niklas Hagman	Feb. 28, 2008	CHI 4 vs. DAL 7	Lalime (2)-Crawford (1)
2008-09 Season	-	-	-
Fabian Brunnstrom	Oct. 15, 2008	NSH 4 vs. DAL 6	Dan Ellis
Mark Parrish	Nov. 7, 2008	DAL 5 @ ANA 2	J.S. Giguere
Loui Eriksson	Dec. 18, 2008	CBJ 5 vs. DAL 6	Pascal LeClaire
James Neal	Dec. 23, 2008	DAL 8 @ TOR 2	Toskala (2)-Joseph (1)
(T)Mike Ribeiro	Jan. 21, 2009	DAL 4 @ FLA 1	Tomas Vokoun
2009-10 Season	-	-	-
Loui Eriksson	Dec. 31, 2009	ANA 2 vs. DAL 5	Jonas Hiller
Steve Ott	March 31, 2010	SJS 1 vs. DAL 5	Evgeni Nabokov
*Indicates four- goal game	**Indicates five- goal game	-	(T) Indicates natural “hat trick (three-straight goals)

2011-12 DALLAS STARS MEDIA GUIDE

DALLAS STARS HAT TRICKS AGAINST

PLAYER	DATE	FINAL SCORE
1993-94	-	-
Rob Gaudeau (SJS)	2/6/94	SJS 7 vs. DAL 1
Brett Hull (STL)	3/25/94	DAL 3 @ STL 5
Brendan Shanahan (STL)	4/12/94	STL 5 vs. DAL 9
1994-95	-	-
Brett Hull (STL)	2/4/95	DAL 4 @ STL 7
Ron Stern (CGY)	3/12/95	CGY 4 vs. DAL 4
David Oliver (EDM)	3/22/95	EDM 4 vs. DAL 4
1995-96	-	-
Igor Korolev (WPG)	10/7/95	DAL 5 @ WPG 7
Niklas Andersson (NYI)	2/4/96	DAL 3 @ NYI 5
Keith Tkachuk (WPG)	3/26/96	WPG 8 vs. DAL 2
1996-97	-	-
Al MacInnis (STL)	12/11/96	STL 5 vs. DAL 5
Brett Hull (STL)	2/6/97	DAL 4 @ STL 6
Eric Daze (CHI)	4/13/97	CHI 5 vs. DAL 2
1997-98	-	-
Pavel Bure (VAN)	10/21/97	VAN 5 vs. DAL 1
1998-99	-	-
Markus Naslund (VAN)	12/4/98	DAL 1 @ VAN 4
1999-00	-	-
Teemu Selanne (ANA)	11/26/99	ANA 4 vs. DAL 2
2000-01	-	-
Cory Stillman (CGY)	11/29/00	CGY 4 vs. DAL 3
Mike Ricci (SJS)	4/7/01	DAL 5 @ SJS 4
2001-02	-	-
Cory Stillman (STL)	1/5/02	DAL 2 @ STL 5
2002-03	-	-
Martin Havlat (OTT)	1/27/03	OTT 3 vs. DAL 5
Todd Bertuzzi (VAN)	3/17/03	VAN 4 vs. DAL 2
2005-06	-	-
Lubomir Visnovsky (LAK)	11/2/05	LAK 6 vs. DAL 3
Steve Sullivan (NSH)	11/10/05	DAL 3 @ NSH 5
2006-07	-	-
Eric Staal (CAR)	11/18/06	DAL 4 @ CAR 5
Teemu Selanne (ANA)	1/11/07	ANA 5 vs. DAL 1
2007-08	-	-
Paul Stastny (COL)	10/3/07	DAL 3 @ COL 4
David Legwand (NSH)	10/6/07	DAL 1 @ NSH 5
Paul Kariya (STL)	12/19/07	STL 4 vs. DAL 5

2011-12 DALLAS STARS MEDIA GUIDE

Daniel Carcillo (PHX)	4/4/08	PHX 4 vs. DAL 2
2008-09	-	-
Michal Handzus (LAK)	3/5/09	DAL 4 @ LAK 5
2009-10	-	-
Anze Kopitar (LAK)	10/22/09	DAL 4 @ LAK 5
Steve Reinprecht (FLA)	10/30/09	FLA 6 vs. DAL 5
Tuomo Ruutu (CAR)	12/16/09	DAL 3 @ CAR 5
Jason Spezza (OTT)	3/20/10	OTT 4 vs. DAL 5
2010-11	-	-
Patrick Eaves (DET)	12/29/10	DET 7 vs. DAL 3
Lubomir Visnovsky (ANA)	3/4/11	DAL 3 @ ANA 4

2011-12 DALLAS STARS MEDIA GUIDE

DALLAS STARS SHUTOUTS

DATE	SCORE	GOALTENDER
1967-68	-	-
12/13/67	LAK 0 vs. MIN 3	Cesare Maniago
12/15/67	MIN 3 @ LAK 0	Cesare Maniago
12/16/67	MIN 1 @ CA 0	Cesare Maniago
1/3/68	LAK 0 vs. MIN 6	Cesare Maniago
1/25/68	MIN 3 @ PHI 0	Cesare Maniago
3/23/68	PIT 0 vs. MIN 3	Cesare Maniago
1968-69	-	-
11/2/68	MIN 2 @ STL 0	Cesare Maniago
1969-70	-	-
10/11/69	PHI 0 vs. MIN 4	Cesare Maniago
3/1/70	TOR 0 vs. MIN 8	Cesare Maniago
4/4/70	MIN 1 @ PHI	Gump Worsley
1970-71	-	-
11/21/70	BUF 0 vs. MIN 3	Cesare Maniago
12/12/70	MIN 1 @ PIT 0	Cesare Maniago
1/17/71	MIN 2 @ DET 0	Cesare Maniago
3/10/71	STL 0 vs. MIN 4	Cesare Maniago
1971-72	-	-
10/20/71	VAN 0 vs. MIN 7	Cesare Maniago
10/28/71	PIT 0 vs. MIN 2	Cesare Maniago
11/7/71	MIN 3 @ PHI 0	Gump Worsley
2/20/72	PIT 0 vs. MIN 2	Cesare Maniago
3/26/72	MIN 5 @ NYR 0	Gump Worsley
1972-73	-	-
10/18/72	MIN 6 @ ATL 0	Cesare Maniago
11/11/72	NYI 0 vs. MIN 3	Gilles Gilbert
11/25/72	MIN 3 @ LAK 0	Cesare Maniago
11/29/72	ATL 0 vs. MIN 5	Cesare Maniago
12/9/72	DET 0 vs. MIN 7	Cesare Maniago
1/16/73	MIN 1 @ NYI 0	Gilles Gilbert
3/3/73	ATL 0 vs. MIN	Cesare Maniago
1973-74	-	-
12/8/73	DET 0 vs. MIN 3	Fern Rivard
12/26/73	NYI 0 vs. MIN 1	Cesare Maniago
1974-75	-	-
10/12/74	WSH 0 vs. MIN 6	Cesare Maniago
2/18/75	PHI 0 vs. MIN 5	Pete LoPresti
1975-76	-	-
10/29/75	KC 0 vs. MIN 2	Pete LoPresti
12/6/75	KC 0 vs. MIN 4	Cesare Maniago
1/10/76	STL 0 vs. MIN	Cesare Maniago
1976-77	-	-
2/6/77	MIN 3 @ CHI 0	Gary Smith
2/26/77	VAN 0 vs. MIN 4	Pete LoPresti

2011-12 DALLAS STARS MEDIA GUIDE

1977-78	-	-
10/26/77	BOS 0 vs. MIN 3	Pete LoPresti
12/27/77	STL 0 vs. MIN 1	Pete LoPresti
1/28/78	MIN 4 @ WSH 0	Paul Harrison
1978-79	-	-
12/6/78	LAK 0 vs. MIN 4	Gilles Meloche
12/9/78	COL 0 vs. MIN 3	Gilles Meloche
1979-80	-	-
12/26/79	WPG 0 @ MIN 6	Gilles Meloche
1980-81	-	-
1/3/81	WSH 0 vs. MIN 3	Gilles Meloche
4/4/81	MIN 5 @ STL 0	Gilles Meloche
1981-82	-	-
10/10/81	NYR 0 vs. MIN 7	Gilles Meloche
1982-83	NYI 0 vs. MIN 2	Gilles Meloche
1/12/83	MIN 7 @ PIT 0	Markus Mattsson
1983-84	-	-
11/15/83	NJD 0 vs. MIN 6	Gilles Meloche
1/7/84	VAN 0 vs. MIN 2	Gilles Meloche
1984-85	-	-
12/26/84	WPG 0 vs. MIN 4	Don Beaupre
1985-86	-	-
3/11/86	EDM 0 vs. MIN 4	Don Beaupre
1986-87	-	-
1/20/87	BUF 0 vs. MIN 5	Don Beaupre
1988-89	-	-
3/18/89	BUF 0 vs. MIN 3	Jon Casey
1989-90	-	-
10/12/89	STL 0 vs. MIN 3	Jon Casey
11/4/89	CHI 0 vs. MIN 3	Jon Casey
11/18/89	STL 0 vs. MIN 3	Jon Casey
1990-91	-	-
10/24/90	HFT 0 vs. MIN 3	Jon Casey
11/3/90	MIN 2 @ QUE 0	Jon Casey
12/8/90	PHI 0 vs. MIN 7	Brian Hayward
1/8/91	MIN 3 @ NYI 0	Brian Hayward
2/16/91	MIN 3 @ DET 0	Jon Casey
1991-92	-	-
10/26/91	BOS 0 vs. MIN 4	Jon Casey
11/12/91	TOR 0 vs. MIN 7	Jon Casey
2/7/92	MIN 2 @ BUF 0	Darcy Wakaluk
1992-93	-	-
11/5/92	NYI 0 vs. MIN 3	Jon Casey
11/14/92	CHI 0 vs. MIN 3	Jon Casey
2/11/93	MIN 1 @ TB 0	Darcy Wakaluk
4/3/93	MIN 3 @ LAK 0	Jon Casey
1993-94	-	-
10/16/93	STL 0 vs. DAL 4	Andy Moog

2011-12 DALLAS STARS MEDIA GUIDE

11/11/93	SJ 0 vs. DAL 4	Darcy Wakaluk
12/29/93	TOR 0 vs. DAL 4	Darcy Wakaluk
1/6/94	PHI 0 vs. DAL 8	Darcy Wakaluk
1994-95	-	-
2/28/95	DAL 4 @ WPG 0	Darcy Wakaluk
3/3/95	ANA 0 vs. DAL 4	Darcy Wakaluk
4/7/95	DAL 2 @ ANA 0	Andy Moog
4/16/95	CHI 0 vs. DAL 2	Andy Moog
1995-96	-	-
10/24/95	BUF 0 vs. DAL 3	Darcy Wakaluk
11/25/95	NJ 0 vs. DAL 2	Andy Moog
1996-97	-	-
10/19/96	TOR 0 vs. DAL 2	Andy Moog
10/30/96	BUF 0 vs. DAL 2	Andy Moog
12/15/96	DAL 4 @ OTT 0	Andy Moog
2/5/97	TB 0 vs. DAL 4	Arturs Irbe
2/25/97	DAL 1 @ CHI 0	Arturs Irbe
3/21/97	HFT 0 vs. DAL 2	Arturs Irbe
1997-98	-	-
10/10/97	CHI 0 vs. DAL 7	Ed Belfour
10/16/97	FLA 0 vs. DAL 4	Ed Belfour
10/24/97	DAL 2 @ CHI 0	Ed Belfour
11/16/97	DAL 4 @ ANA 0	Ed Belfour
11/22/97	DAL 2 @ BOS	Ed Belfour
11/24/97	ANA 0 vs. DAL 5	Ed Belfour
12/10/97	TB 0 vs. DAL 3	Ed Belfour
2/4/98	PHI 0 vs. DAL 1	Roman Turek
2/28/98	PHX 0 vs. DAL 4	Ed Belfour
1998-99	-	-
11/27/98	WSH 0 vs. DAL 4	Ed Belfour
12/2/98	DAL 3 @ SJ 0	Ed Belfour
12/28/98	NSH 0 vs. DAL 1	Ed Belfour
2/28/99	LAK 0 vs. DAL 1	Ed Belfour
3/12/99	ANA 0 vs. DAL 4	Ed Belfour
3/28/99	DAL 3 @ NSH 0	Roman Turek
1999-00	-	-
10/2/99	ANA 0 vs. DAL 2	Ed Belfour
2/3/00	DAL 2 @ PHX	Ed Belfour
2/16/00	NSH 0 vs. DAL 3	Manny Fernandez
3/1/00	PHI 0 vs. DAL 2	Ed Belfour
2000-01	-	-
10/14/00	WSH 0 vs. DAL 3	Ed Belfour
11/1/00	CBJ 0 vs. DAL 4	Ed Belfour
11/11/00	MTL 0 vs. DAL 2	Ed Belfour
11/17/00	DAL 1 @ DET 0	Ed Belfour
11/22/00	DAL 1 @ NSH 0	Ed Belfour
11/24/00	CBJ 0 vs. DAL 3	Ed Belfour
12/10/00	DAL 1 @ ANA	Ed Belfour

2011-12 DALLAS STARS MEDIA GUIDE

1/6/01	DAL 4 @ BOS 0	Marty Turco
3/13/01	DAL 3 @ CHI 0	Marty Turco
3/21/01	ANA 0 vs. DAL 8	Ed Belfour
3/31/01	DAL 2 @ CGY 0	Marty Turco
2001-02	-	-
11/2/01	NSH 0 vs. DAL 3	Ed Belfour
11/29/01	DAL 3 @ CGY	Marty Turco
12/7/01	EDM 0 vs. DAL 5	Marty Turco
2002-03	-	-
10/15/02	EDM 0 vs. DAL 3	Marty Turco
11/6/02	VAN 0 vs. DAL 4	Marty Turco
11/22/02	DAL 4 @ ANA 0	Marty Turco
11/27/02	MIN 0 vs. DAL 5	Marty Turco
12/15/02	DAL 5 @ CHI 0	Marty Turco
12/27/02	DAL 4 @ FLA 0	Ron Tugnutt
2/23/03	DAL 3 @ CHI 0	Ron Tugnutt
3/9/03	SJ 0 vs. DAL 3	Ron Tugnutt
3/11/03	DAL 2 @ CBJ 0	Ron Tugnutt
3/31/03	BUF 0 vs. DAL 3	Marty Turco
4/6/03	NSH 0 vs. DAL 2	Marty Turco
2003-04	-	-
11/28/03	NJD 0 vs. DAL 2	Marty Turco
12/12/03	CHI 0 vs. DAL 1	Marty Turco
1/13/04	DAL 3 @ SJ 0	Marty Turco
1/23/04	STL 0 vs. DAL 2	Marty Turco
2/4/04	CBJ 0 vs. DAL 1	Marty Turco
2/22/04	ANA 0 vs. DAL 4	Marty Turco
3/7/04	SJ 0 vs. DAL 4	Marty Turco
3/14/04	DAL 4 @ CHI 0	Ron Tugnutt
3/18/04	VAN 0 vs. DAL 3	Marty Turco
3/22/04	DAL 4 @ CGY 0	Marty Turco
2005-06	-	-
11/7/05	EDM 0 vs. DAL 4	Marty Turco
12/15/05	DAL 2 @ OTT 0	Marty Turco
12/29/05	STL 0 vs. DAL 3	Marty Turco
2006-07	-	-
10/21/06	DAL 4 @ PHX 0	Mike Smith
11/9/06	DAL 1 @ PHX 0	Marty Turco
11/22/06	NSH 0 vs. DAL 1	Mike Smith
12/4/06	SJ 0 vs. DAL 1	Marty Turco
12/6/06	PHX 0 @ DAL 3	Marty Turco
12/21/06	DAL 3 @ SJ 0	Marty Turco
2/10/07	ANA 0 vs. DAL 1	Mike Smith
3/9/07	DAL 3 @ CBJ 0	Marty Turco
3/27/07	PHX 0 vs. DAL 6	Marty Turco
2007-08	-	-
11/5/07	DAL 5 @ ANA 0	Marty Turco
11/19/07	LAK 0 vs. DAL 3	Mike Smith

2011-12 DALLAS STARS MEDIA GUIDE

2/7/08	DAL 1 @ MIN 0	Mike Smith
2/17/08	DET 0 vs. DAL 1	Marty Turco
3/9/08	COL 0 vs. DAL 3	Marty Turco
2008-09	-	-
1/27/09	DAL 2 @ ATL 0	Marty Turco
2009-10		
10/14/09	NSH 0 vs. DAL 6	Marty Turco
11/23/09	CAR 0 vs. DAL 2	Marty Turco
2/6/10	PHX 0 vs. DAL 4	Marty Turco
2/13/10	DAL 3 @ PHX 0	Marty Turco
2010-11	-	-
10/30/10	BUF 0 vs. DAL 4	Andrew Raycroft
1/9/11	DAL 4 @ MIN 0	Andrew Raycroft
3/11/11	MIN 0 vs. DAL 4	Kari Lehtonen
3/17/11	CHI 0 vs. DAL 5	Kari Lehtonen
4/5/11	CBJ 0 vs. DAL 3	Kari Lehtonen

2011-12 DALLAS STARS MEDIA GUIDE

DALLAS STARS SHUTOUT LOSSES/TIES/COMBINED

DATE	SCORE	GOALTENDER
10/14/67	MIN 0 at CA 6	Charlie Hodge
11/22/67	MIN 0 at TOR 3	Bruce Gamble
12/21/67	MIN 0 at PHI 6	Bernie Parent
12/23/67	MIN 0 at PIT 4	Les Binkley
12/25/67	STL 1 at MIN 0	Seth Martin
1/17/68	MIN 0 at STL 5	Glenn Hall
3/10/68	MIN 0 at PHI 2	Bernie Parent
10/26/68	NYR 3 at MIN 0	Eddie Giacomin
11/6/68	TOR 1 at MIN 0	Bruce Gamble
11/20/68	CHI 2 at MIN 0	Dave Dryden
11/24/68	MIN 0 at CHI 6	Dave Dryden
12/1/68	MIN 0 at BOS 4	Gerry Cheevers
12/25/68	STL 2 at MIN 0	Glenn Hall
1/23/69	STL 2 at MIN 0	Glenn Hall
1/29/69	MIN 0 at MTL 4	Gump Worsley
2/16/69	MIN 0 at STL 6	Glenn Hall
3/23/69	MIN 0 at PIT 5	Joe Daley
1/24/70	PHI 6 at MIN 0	Doug Favell
3/22/70	MIN 0 at BOS 5	Ed Johnston
3/25/70	MIN 0 at PIT 2	Les Binkley
11/1/70	MIN 0 at BOS 5	Gerry Cheevers
11/22/70	MIN 0 at NYR 2	Eddie Giacomin
12/6/70	MIN 0 at BUF 1	Roger Crozier
1/5/71	TOR 2 at MIN 0	Jacquest Plante
1/9/71	NYR 1 at MIN 0	Gilles Villemure
3/2/71	BOS 6 at MIN 0	Eddy Johnston
3/14/71	BUF 5 at MIN 0	Dave Dryden
1/12/72	MIN 0 at CA 2	Gilles Meloche
2/6/72	CHI 5 at MIN 0	Tony Esposito
3/2/72	MIN 0 at PHI 3	Doug Favel
10/7/72	MIN 0 at MTL 3	Ken Dryden
12/29/72	BOS 2 at MIN 0	Eddie Johnston
1/6/73	CHI 2 at MIN 0	Tony Esposito
1/10/73	MTL 6 at MIN 0	Ken Dryden
3/18/73	MIN 0 at OAK 2	Rogie Vachon
10/31/73	BOS 5 at MIN 0	Ross Brooks
2/10/74	MIN 0 at BOS 4	Gilles Gilbert
3/24/74	MIN 0 at CHI 6	Tony Esposito
10/20/74	MIN 0 at CHI 6	Tony Esposito
10/26/74	MIN 0 at NYI 4	Bill Smith
11/7/74	MIN 0 at PHI 2	Bernie Parent
12/1/74	MIN 0 at CHI 3	Tony Esposito
12/8/74	MIN 0 at BUF 5	Gary Bromley
12/12/74	MIN 0 at PHI 6	Bernie Parent
12/18/74	MIN 0 at NYR 7	Gilles Villemure
1/4/75	BOS 8 at MIN 0	Ken Broderick
1/23/75	MTL 7 at MIN 0	Ken Dryden
3/22/75	MIN 0 at PHI 4	Bernie Parent
4/6/75	MIN at CHI 3	Tony Esposito
11/9/75	MIN 0 at CHI 3	Tony Esposito
11/11/75	MIN 0 at MTL 6	Ken Dryden
11/13/75	MIN 0 at BOS 6	Gilles Gilbert
11/19/75	MTL 6 at MIN 0	Ken Dryden
12/9/75	MIN 0 at NYI 6	Glenn Resch

2011-12 DALLAS STARS MEDIA GUIDE

12/21/75	MIN 0 at NYR 2	John Davidson
1/8/76	MIN 0 at DET 5	Jim Rutherford
2/4/76	MIN 0 at DET 5	Jim Rutherford
2/20/76	MIN 0 at VAN 7	Gary Smith
3/6/76	MIN 0 at PIT 5	Michel Plasse
10/17/76	MIN 0 at CHI 3	Tony Esposito
12/8/76	ATL 5 at MIN 0	Phil Myre
12/3/77	NYR 5 @ MIN 0	John Davidson
2/8/78	MIN 0 @ NYR 3	Wayne Thomas
10/28/78	COL 1 @ MIN 0	Bill Oleschuk
1/16/79	MIN 0 @ PIT 5	Greg Millen
3/3/79	MIN 0 at BOS 5	Jim Pettie
1/21/80	MIN 0 at BOS 3	Gerry Cheevers
1/27/80	MIN 0 at CHI 3	Tony Esposito
2/4/81	MIN 0 at MTL 7	Herron-Sevigny
12/2/81	MIN 0 at VAN 5	Glen Hanlon
1/13/82	NYR 2 at MIN 0	Steve Weeks
3/30/83	MIN 0 at CHI 5	Murray Bannerman
12/17/83	MIN 0 at NJD 2	Glenn Resch
2/1/84	MIN 0 at PIT 4	Roberto Romano
2/13/84	WSH 4 at MIN 0	Pat Riggin
10/11/84	TOR 1 at MIN 0	Allan Bester
3/13/85	MIN 0 at QBC 8	Mario Gosselin
3/24/86	QBC 1 at MIN 0	Mario Gosselin
2/21/87	BOS 1 at MIN 0	Bill Ranford
12/12/87	QBC 5 at MIN 0	Mario Gosselin
1/23/88	MIN 0 at HRT 5	Mike Liut
1/30/88	MIN 0 at LAK 5	Roland Melanson
2/3/88	STL 2 at MIN 0	Greg Millen
2/4/88	MIN 0 at PIT 1	Frank Piertrangelo
2/20/88	WSH 3 at MIN 0	Clint Malarchuk
12/6/88	MIN 0 at STL 3	Greg Millen
3/5/89	MIN 0 at NJD 2	Sean Burke
12/19/89	EDM 5 at MIN 0	Bill Ranford
1/9/90	MIN 0 at DET 9	Glen Hanlon
1/21/91	MIN 0 at WPG 2	Bob Essensa
1/28/91	MIN 0 at TOR 4	Peter Ing
12/21/91	PHI 3 at MIN 0	Ron Hextall
1/25/92	MIN 0 at CHI 2	Ed Belfour
2/17/92	MIN 0 at MTL 8	Patrick Roy
2/18/92	MIN 0 at QBC 4	John Tanner
3/11/92	TOR 3 at MIN 0	Grant Fuhr
12/12/92	CHI 3 at MIN 0	Ed Belfour
12/20/92	MIN 0 at CHI 4	Ed Belfour
12/27/93	DET 6 at DAL 0	Tim Cheveldae
2/16/94	BOS 3 at DAL 0	Jon Casey
3/13/94	DAL 0 at NJD 4	Martin Brodeur
4/1/94	DAL 0 at NYR 3	Mike Richter
2/11/95	CGY 6 at DAL 0	Trevor Kidd
12/23/95	DAL 0 at CHI 2	Jeff Hackett
1/1/96	TOR 1 at DAL 0	Felix Potvin
1/10/96	DET 4 at DAL 0	Chris Osgood
3/15/96	DAL 0 at TOR 3	Felix Potvin
11/19/96	DAL 0 at VAN 2	Corey Hirsch
2/12/97	PHX 5 at DAL 0	Nikolai Khabibulin
12/8/97	DAL 0 at TOR 3	Felix Potvin
12/12/97	SJS 1 at DAL 0	Kelly Hrudey
1/7/98	OTT 2 at DAL 0	Damian Rhodes

2011-12 DALLAS STARS MEDIA GUIDE

3/26/98	TOR 1 at DAL 0	Felix Potvin
11/4/98	DAL 0 at SJS 4	Mike Vernon
11/11/98	PHX 2 at DAL 0	Jimmy Waite
1/8/99	DAL 0 at CGY 1	Fred Brathwaite
1/10/99	DAL 0 at VAN 2	Corey Hirsch
2/7/99	COL 3 at DAL 0	Patrick Roy
4/4/99	DET 3 at DAL 0	Chris Osgood
4/17/99	DAL 0 at PHX 2	Nikolai Khabibulin
10/8/99	DAL 0 at ANA 3	Guy Hebert
10/13/99	SJS 2 at DAL 0	Steve Shields
10/25/99	DAL 0 at TOR 4	Curtis Joseph
11/20/99	DAL 0 at COL 1	Arturs Irbe
12/17/00	DAL 0 at MIN 6	Manny Fernandez
1/15/01	DAL 0 at FLA 2	Roberto Luongo
1/30/01	DAL 0 at LAK 8	Jamie Storr
10/7/01	DAL 0 at CAR 3	Arturs Irbe
12/26/01	COL 2 at DAL 0	Patrick Roy
3/10/02	NJD 3 at DAL 0	Martin Brodeur
4/8/02	DAL 0 at LAK 3	Felix Potvin
11/23/02	DAL 0 at LAK 2	Felix Potvin
12/11/02	LAK 3 at DAL 0	Jamie Storr
12/22/02	DAL 0 at CAR 1	Kevin Weekes
10/15/03	BOS 2 at DAL 0	Andrew Raycroft
10/24/03	DAL 0 at DET 4	Dominik Hasek
11/4/03	DAL 0 at NYR 3	Jussi Markkanen
11/15/03	DAL 0 at COL 3	David Aebischer
12/4/03	DAL 0 at LAK 3	Roman Cechmanek
12/7/03	DAL 0 at ANA 4	Martin Gerber
12/19/03	DAL 0 at FLA 1	Roberto Luongo
1/2/04	PHX 4 at DAL 0	Brian Boucher
1/20/04	DAL 0 at EDM 3	Tommy Solo
3/9/04	DAL 0 at PIT 4	Jean-Sebastien Aubin
3/13/04	DAL 0 at DET 3	Manny Legace
3/9/06	DAL 0 at CGY 1	Miikka Kiprusoff
4/1/06	DAL 0 at LAK 1	Mathieu Garon
10/17/06	DAL 0 at SJS 2	Evgeni Nabokov
11/15/06	NYI 3 at DAL 0	Rick DiPietro
12/8/06	EDM 2 at DAL 0	Dwayne Roloson
2/3/07	DAL 0 at STL 2	Manny Legace
3/4/07	SJS 4 at DAL 0	Evgeni Nabokov
11/2/07	DAL 0 at PHX 5	Mikael Tellqvist
12/31/07	NSH 1 at DAL 0	Dan Ellis
1/5/08	DET 3 at DAL 0	Dominik Hasek
10/22/08	DAL 0 at NJD 5	Martin Brodeur
12/13/08	DAL 0 at NSH 3	Dan Ellis
1/10/09	DAL 0 at PHX 1 (SO)	Ilya Bryzgalov
2/11/09	PHX 1 at DAL 0	Ilya Bryzgalov
2/23/09	SJS 1 at DAL 0	Evgeni Nabokov
3/26/09	LAK 1 at DAL 0 (SO)	Jonathan Quick
10/16/09	BOS 3 at DAL 0	Tim Thomas
1/5/10	DAL 0 at NJD 4	Martin Brodeur
1/10/10	DAL 0 at CBJ 2	Mathieu Garon
1/24/10	DAL 0 at COL 4	Craig Anderson
3/25/10	DAL 0 at SJS 3	Evgeni Nabokov
10.23.10	DAL 0 at NSH 1	Pekka Rinne
11/6/10	DAL 0 at COL 5	Peter Budaj
12/26/10	PHX 1 at DAL 0	Jason LaBarbera
2/22/11	NJD 1 at DAL 0	Johan Hedberg

2011-12 DALLAS STARS MEDIA GUIDE

3/31/11

DAL 0 at SJS 6

Antti Niemi

SCORELESS TIES

DATE

12/30/69

3/13/71

12/21/87

2/23/94

3/22/98

12/21/99

SCORE

MIN 0 at LAK 0

MIN 0 at PIT 0

MIN 0 at TOR 0

DAL 0 at LAK 0

PIT 0 at DAL 0

DAL 0 at CGY 0

STARS GOALTENDER

Fern Rivard

Cesare Maniago

Kari Takko

Andy Moog

Ed Belfour

Ed Belfour

COMBINED SHUTOUTS THROUGH 65 MINUTES

DATE

1/10/09

3/26/09

SCORE

DAL 0 at PHX 1 (SO)

LAK 1 at DAL 0 (SO)

STARS GOALTENDER

Marty Turco/Ilya Bryzgalov

Jonathan Quick/Marty Turco

2011-12 DALLAS STARS MEDIA GUIDE

DALLAS STARS PENALTY SHOTS FOR

PLAYER	OPPOSING TEAM	GOALTENDER	DATE	RESULT
Dave Balon	@ Montreal	Gump Worlsey	Nov. 30, 1967	Unsuccessful
Bill Collins	@ Pittsburgh	Les Binkley	Dec. 23, 1967	Unsuccessful
Wayne Connelly	Detroit	Roger Crozier	Jan. 28, 1968	Unsuccessful
Jude Drouin	@ Montreal	Rogie Vachon	Feb. 11, 1971	Unsuccessful
Tom Reid	Montreal	Ken Dryden	Oct. 14, 1971	Goal
Ruster Harvey	@ Chicago	Tony Esposito	Oct. 14, 1973	Unsuccessful
Dennis Hextall	@ Toronto	Gord McRae	March 8, 1975	Goal
Dean Talafous	@ Detroit	Ed Giacomin	Jan. 6, 1977	Unsuccessful
Steve Jensen	Toronto	Mike Palmateer	Jan. 11, 1978	Unsuccessful
Al MacAdam	Los Angeles	Ron Grahame	Dec. 6, 1978	Unsuccessful
Dino Ciccarelli	Pittsburgh	Denis Herron	March 16, 1983	Unsuccessful
Neal Broten	Montreal	Rick Wamsley	March 22, 1984	Unsuccessful
Scott Bjugstad	Philadelphia	Pelle Linbergh	Nov. 3, 1984	Unsuccessful
Bo Berglund	@ Detroit	Corrado Micallef	Oct. 10, 1985	Goal
Dennis Maruk	Toronto	Allan Bester	Dec. 23, 1986	Unsuccessful
Kent Nilsson	@ Winnipeg	Eldon Reddick	Dec. 28, 1986	Unsuccessful
Dino Ciccarelli	@ Toronto	Allan Bester	Nov. 26, 1988	Unsuccessful
Mike Craig	@ Winnipeg	Bob Essensa	Jan. 21, 1991	Unsuccessful
Ulf Dahlen	Buffalo	Daren Pappa	March 17, 1992	Unsuccessful
Chris Dahlquist	@ Quebec	Stephane Fiset	March 21, 1992	Unsuccessful
Todd Elik	@ St. Louis	Curtis Joseph	April 16, 1992	Unsuccessful
Dave Gagner	@ Edmonton	Bill Ranford	Oct. 28, 1992	Unsuccessful
Brent Gilchrist	@ Vancouver	Kirk McLean	Jan. 27, 1994	Unsuccessful
Dave Gagner	Detroit	Chris Osgood	April 1, 1995	Unsuccessful
Jere Lehtinen	@ Buffalo	Dominik Hasek	Oct. 7, 1997	Goal
Mike Modano	@ Calgary	Tyler Moss	Dec. 7, 1998	Unsuccessful
Brett Hull	Vancouver	Felix Potvin	Jan. 22, 2001	Unsuccessful
Joe Nieuwendyk	Detroit	Chris Osgood	Feb. 18, 2001	Goal
Mike Modano	Pittsburgh	Johan Hedberg	Oct. 24, 2001	Unsuccessful
Brenden Morrow	Vancouver	Dan Cloutier	Nov. 6, 2002	Goal
Mike Modano	St. Louis	Chris Osgood	Jan. 23, 2004	Unsuccessful
Antti Miettinen	San Jose	Evgeni Nabokov	Nov. 30, 2005	Goal

2011-12 DALLAS STARS MEDIA GUIDE

Jussi Jokinen	@ Edmonton	Ty Conklin	March 7, 2006	Goal
Stu Barnes	Los Angeles	Mathieu Garon	March 16, 2006	Unsuccessful
Niklas Hagman	Chicago	Brian Boucher	Oct. 20, 2006	Unsuccessful
Mike Modano	Nashville	Tomas Vokoun	Nov. 22, 2006	Unsuccessful
Jere Lehtinen	@ Anaheim	J.S. Giguere	Jan. 28, 2007	Goal
Sergei Zubov	@ San Jose	Evgeni Nabokov	Nov. 7, 2007	Unsuccessful
Mike Ribeiro	Minnesota	Nicklas Backstrom	Jan. 7, 2008	Unsuccessful
Brenden Morrow	Calgary	Curtis McElhinney	Nov. 4, 2009	Unsuccessful
Loui Eriksson	Pittsburgh	Brent Johnson	Nov. 3, 2010	Goal
Jamie Benn	Anaheim	Jonas Hiller	Nov. 12, 2010	Unsuccessful
Loui Eriksson	Phoenix	Jason LaBarbera	Dec. 26, 2010	Unsuccessful
James Neal	Vancouver	Cory Schneider	Dec. 31, 2010	Unsuccessful
Total		Successful: 10		Unsuccessful:
Attempts: 44		(22.7%)		34 (77.3%)

2011-12 DALLAS STARS MEDIA GUIDE

DALLAS STARS PENALTY SHOTS AGAINST

PLAYER	OPPOSING TEAM	GOALTENDER	DATE	RESULT
Red Berenson	@ St. Louis	Cesare Maniago	Dec. 26, 1970	Goal
Phil Hoene	Los Angeles	Cesare Maniago	Dec. 11, 1973	Goal
Brian Trottier	@ NY Islanders	Cesare Maniago	Jan. 27, 1976	Unsuccessful
Greg Polis	@ NY Rangers	Cesare Maniago	Feb. 1, 1976	Unsuccessful
Andre St. Laurent	@ Detroit	Cesare Maniago	March 5, 1978	Unsuccessful
Peter Sullivan	@ Winnipeg	Gary Edwards	Oct. 19, 1979	Unsuccessful
Bengt Gustafson	Washington	Gilles Meloche	Jan. 5, 1980	Unsuccessful
Harrold Snepsts	Vancouver	Gilles Meloche	Feb. 2, 1980	Goal
Ross Lonsberry	@ Pittsburgh	Gilles Meloche	Feb. 9, 1980	Unsuccessful
Alain Lemieux	St. Louis	Gilles Meloche	March 2, 1983	Unsuccessful
Joe Mullen	@ St. Louis	Rollie Melanson	Feb. 16, 1985	Goal
Denis Savard	@ Chicago	Rollie Melanson	March 10, 1985	Unsuccessful
Perry Berezan	Calgary	Don Beaupre	Oct. 28, 1986	Goal
Joe Mullen	Calgary	Kari Takko	Feb. 14, 1987	Goal
Bob Probert	@ Detroit	Kari Takko	March 5, 1987	Goal
Troy Murray	@ Chicago	Kari Takko	Dec. 30, 1987	Goal
Miroslav Frycer	@ Detroit	Don Beaupre	Oct. 28, 1988	Unsuccessful
Steve Larmer	@ Chicago	Kari Takko	Feb. 22, 1989	Unsuccessful
Petr Kilma	@ Detroit	Jon Casey	March 20, 1989	Unsuccessful
Bob Errey	@ Pittsburgh	Darcy Wakaluk	Oct. 31, 1991	Goal
Dmitri Khristich	@ Washington	Darcy Wakaluk	Jan. 7, 1992	Goal
Dave Andreychuk	@ Buffalo	Darcy Wakaluk	Feb. 7, 1992	Unsuccessful
Reggie Savage	@ Washington	Jon Casey	Nov. 18, 1992	Goal
Steve Yzerman	@ Detroit	Darcy Wakaluk	March 19, 1993	Unsuccessful
Luc Robitaille	@ Los Angeles	Jon Casey	April 3, 1993	Unsuccessful
Bob Kudelski	Ottawa	Darcy Wakaluk	Oct. 30, 1993	Goal
Sergei Federov	Detroit	Andy Moog	Dec. 27, 1993	Goal
Wendel Clark	NY Islanders	Darcy Wakaluk	Dec. 21, 1995	Unsuccessful
Radek Dvorak	@ NY Rangers	Manny Fernandez	March 13, 2000	Unsuccessful
Alex Tanguay	@ Colorado	Ed Belfour	Dec. 1, 2000	Unsuccessful
Mike Fisher	Ottawa	Marty Turco	Dec. 5, 2001	Goal

2011-12 DALLAS STARS MEDIA GUIDE

M. Dandenault	Detroit	Marty Turco	Dec. 6, 2002	Unsuccessful
Keith Tkachuk	@ St. Louis	Marty Turco	Nov. 22, 2003	Unsuccessful
Nils Ekman	@ San Jose	Ron Tugnutt	Dec. 6, 2003	Goal
Shean Donovan	Calgary	Marty Turco	March 5, 2004	Unsuccessful
Marcel Goc	San Jose	Marty Turco	Oct. 26, 2005	Unsuccessful
Steve Sullivan	@ Nashville	Marty Turco	Nov. 10, 2005	Unsuccessful
Mike Comrie	Phoenix	Marty Turco	Nov. 25, 2005	Unsuccessful
A. Ovechkin	@ Washington	Mike Smith	Nov. 30, 2006	Unsuccessful
Shane Doan	Phoenix	Marty Turco	March 18, 2007	Unsuccessful
Scott Nichol	Nashville	Marty Turco	Dec. 31, 2007	Unsuccessful
Patrick Kane	@ Chicago	Marty Turco	Jan. 9, 2008	Unsuccessful
Chris Kunitz	@ Anaheim	Marty Turco	Jan. 15, 2008	Unsuccessful
Markus Naslund	Vancouver	Marty Turco	Mar. 15, 2008	Unsuccessful
Patrick Marleau	San Jose	Marty Turco	Dec. 29, 2008	Unsuccessful
Shane Doan	@ Phoenix	Marty Turco	Nov. 14, 2009	Unsuccessful
Viktor Stalberg	@ Chicago	Kari Lehtonen	Jan. 5, 2011	Unsuccessful
Jack Johnson	Los Angeles	Kari Lehtonen	Jan. 17, 2011	Unsuccessful
Total		Successful: 15		Unsuccessful:
Attempts: 48		(31.3%)		33 (68.8%)

2011-12 DALLAS STARS MEDIA GUIDE

DALLAS STARS ALL-TIME SPECIAL TEAMS (POWER PLAY)

SEASON	GAMES	ADV	PPGF	%	RANK
2010-11	82	306	55	18.0	14 th /30
2009-10	82	328	61	18.6	12 th /30
2008-09	82	351	54	15.4	27 th /30
2007-08	82	354	64	18.1	13 th /30
2006-07	82	427	79	18.5	T-7 th /30
2005-06	82	498	88	17.7	T-19 th /30
2004-05	-	-	-	-	-
2003-04	82	328	52	15.9	18 th /30
2002-03	82	327	62	19.0	5 th /30
2001-02	82	350	60	17.1	8 th /30
2000-01	82	367	72	19.6	6 th /30
1999-00	82	343	53	16.7	19 th /28
1998-99	82	393	74	18.8	6 th /27
1997-98	82	385	77	20.0	1 st /26
1996-97	82	314	46	14.6	T-18 th /26
1995-96	82	443	67	15.1	23 rd /26
1994-95	48	248	39	15.7	19 th /26
1993-94	84	440	81	18.4	15 th /26
1992-93	84	445	85	19.1	13 th /24
1991-92	80	446	76	17.0	21 st /22
1990-91	80	382	76	19.9	T-9 th /21
1989-90	80	386	81	21.0	11 th /21
1988-89	80	392	78	19.9	15 th /21
1987-88	80	450	81	18.0	15 th /21
1986-87	80	355	83	23.4	5 th /21
1985-86	80	370	88	23.8	6 th /21
1984-85	80	335	71	21.2	16 th /21
1983-84	80	340	91	26.8	1 st /21
1982-83	80	345	91	26.4	4 th /21
1981-82	80	362	89	24.6	6 th /21
1980-81	80	408	88	21.6	14 th /21
1979-80	80	316	75	23.7	9 th /21
1978-79	80	289	63	21.8	11 th /17
1977-78	80	328	49	14.9	17 th /18
1976-77	80	339	59	17.4	15 th /18
1975-76	80	331	48	14.5	16 th /18
1974-75	80	293	45	15.4	16 th /18
1973-74	78	207	37	17.9	10 th /16
1972-73	78	237	37	15.6	13 th /16
1971-72	78	262	53	20.2	5 th /14
1970-71	78	259	38	14.7	13 th /14
1969-70	76	274	57	20.8	4 th /12
1968-69	76	246	47	19.1	4 th /12
1967-68	74	261	55	21.1	2 nd /12

2011-12 DALLAS STARS MEDIA GUIDE

DALLAS STARS ALL-TIME SPECIAL TEAMS (PENALTY KILL)

SEASON	GAMES	ADV	PPGF	%	RANK
2010-11	82	277	55	80.1	23 rd /30
2009-10	82	288	65	77.4	27 th /30
2008-09	82	327	70	78.6	24 th /30
2007-08	82	352	51	85.5	2 nd /30
2006-07	82	377	59	84.4	11 th /30
2005-06	82	504	82	83.7	T-10 th /30
2004-05	-	-	-	-	-
2003-04	82	311	44	85.9	4 th /30
2002-03	82	346	50	85.5	5 th /30
2001-02	82	319	59	81.5	T-26 th /30
2000-01	82	355	49	86.2	4 th /30
1999-00	82	307	33	*89.3	1 st /28
1998-99	82	319	43	86.5	6 th /27
1997-98	82	351	42	88.0	2 nd /26
1996-97	82	308	51	83.4	T-14 th /26
1995-96	82	418	82	80.4	21 st /26
1994-95	48	218	34	84.4	8 th /26
1993-94	84	428	68	84.1	4 th /26
1992-93	84	455	81	82.2	9 th /24
1991-92	80	417	77	81.5	8 th /22
1990-91	80	378	75	80.2	12 th /21
1989-90	80	397	74	81.4	5 th /21
1988-89	80	441	82	81.4	8 th /21
1987-88	80	436	108	75.2	21 st /21
1986-87	80	376	92	75.5	19 th /21
1985-86	80	387	80	79.3	7 th /21
1984-85	80	358	88	75.4	17 th /21
1983-84	80	407	89	78.1	10 th /21
1982-83	80	347	67	80.7	7 th /21
1981-82	80	271	49	81.9	1 st /21
1980-81	80	304	64	78.9	7 th /21
1979-80	80	240	43	82.1	5 th /21
1978-79	80	232	48	79.3	5 th /17
1977-78	80	218	61	72.0	16 th /18
1976-77	80	211	57	73.0	18 th /18
1975-76	80	309	82	73.5	17 th /18
1974-75	80	303	81	73.3	17 th /18
1973-74	78	254	51	79.9	10 th /16
1972-73	78	265	59	77.7	13 th /16
1971-72	78	277	49	82.3	7 th /14
1970-71	78	268	55	79.5	10 th /14
1969-70	76	284	65	77.2	11 th /12
1968-69	76	249	41	83.5	6 th /12
1967-68	74	216	29	86.5	2 nd /12

2011-12 DALLAS STARS MEDIA GUIDE

DALLAS STARS ALL-TIME OVERTIME GOALS

GOAL SCORER	DATE	TIME	FINAL SCORE	OPPOSING
GOALIE				
Brian Bellows	11-19-83	2:53	8-7 win vs. WPG	Brian Hayward
Neal Broten	11-26-83	1:42	7-6 win @ TOR	Mike Palmateer
Tom McCarthy	1-12-84	0:35	5-4 win vs. TOR	Allan Bester
Tom McCarthy	3-12-84	0:10	7-6 win vs. MTL	Rick Wamsley
Brian Lawton	3-26-84	2:41	4-3 win vs. STL	Rick Heinz
Craig Hartsburg	11-23-84	3:35	5-4 win vs. NJ	Glenn Resch
Scott Bjugstad	11-9-85	2:04	4-3 win vs. NYR	Ron Scott
Bob Rouse	2-6-86	4:15	8-7 win vs. TOR	Don Edwards
Curt Giles	2-10-86	2:03	4-3 win @ MTL	Doug Soetaert
Dino Ciccarelli	3-17-86	4:35	6-5 win vs. STL	Rick Wamsley
Neal Broten	12-18-86	2:10	6-5 win @ TOR	Ken Wregget
Brian Bellows	1-8-87	1:05	5-4 win vs. BUF	Jacques Cloutier
Brian Bellows	12-1-87	1:20	3-2 win vs. TOR	Ken Wregget
Brian Bellows	11-11-89	3:39	3-2 win vs. CGY	Mike Vernon
Clark Donatelli	11-15-89	1:35	2-1 win @ NJ	Sean Burke
Dave Gagner	12-31-89	1:14	2-1 win vs. STL	Vincent Riendeau
Brent Gilchrist	10-21-93	2:56	6-5 win @ OTT	Craig Billington
Dave Gagner	11-29-93	2:26	6-5 win @ EDM	Bill Ranford
Dean Evason	12-22-93	3:20	3-2 win @ ANA	Ron Tugnutt
Dave Gagner	1-27-94	3:36	3-2 win @ VAN	Kirk McLean
Neal Broten	3-8-94	2:43	4-3 win @ PHI	Dominic Roussel
Paul Broten	3-20-94	0:13	2-1 win vs. VAN	Kay Whitmore
Richard Matvichuk	4-9-96	1:53	4-3 win @ CGY	Trevor Kidd
Mike Modano	12-18-96	0:27	3-2 win @ CHI	Jeff Hackett
Pat Verbeek	2-8-97	3:50	5-4 win @ PHX	Nikolai Khabibulin
Neal Broten	2-9-97	4:16	2-1 win vs. LA	Stephane Fiset
Mike Kennedy	2-14-97	2:03	4-3 win vs. DET	Mike Vernon
Dave Reid	10-14-97	1:17	5-4 win vs. CGY	Dwayne Roloson
Sergei Zubov	12-20-98	1:07	2-1 win @ EDM	Curtis Joseph
Jere Lehtinen	1-5-98	0:34	4-3 win @ NJ	Martin Brodeur
Grant Marshall	1-14-98	0:57	2-1 win @ STL	Grant Fuhr
J. Langenbrunner	4-8-98	3:28	2-1 win vs. WSH	Olaf Kolzig
Brett Hull	1-1-99	0:37	2-1 win @ PHX	Nikolai Khabibulin
Joe Nieuwendyk	3-4-99	4:12	3-2 win @ NYI	Tommy Salo
Mike Modano	3-21-99	0:44	3-2 win vs. CAR	Arturs Irbe
Sergei Zubov	10-22-99	0:32	2-1 win vs. NJ	Martin Brodeur
Richard Matvichuk	11-24-99	2:55	3-2 win vs. LA	Marcel Cosineau
J. Langenbrunner	12-29-99	3:17	4-3 win vs. NYR	Kirk McLean
Brett Hull	1-17-01	1:41	4-3 win vs. NSH	Tomas Vokoun
Darryl Sydor	1-19-01	0:42	6-5 win vs. PIT	Garth Snow
Derian Hatcher	2-16-01	1:35	3-2 win vs. ANA	J.S. Giguere
Joe Nieuwendyk	2-23-01	1:00	5-4 win vs. BOS	Peter Skudra
Brad Lukowich	3-10-01	1:47	3-2 win vs. COL	Patrick Roy
Mike Modano	4-7-01	2:10	5-4 win @ SJ	Evgeni Nabokov

2011-12 DALLAS STARS MEDIA GUIDE

Richard Matvichuk	11-17-01	0:50	3-2 win @ SJ	Evgeni Nabokov
Mike Modano	2-28-02	4:59	4-3 win @ VAN	Dan Cloutier
Brenden Morrow	3-6-02	3:53	3-2 win vs. LA	Felix Potvin
Mike Modano	10-28-02	0:37	4-3 win @ EDM	Jussi Markkanen
Pierre Turgeon	11-17-02	3:19	3-2 win vs. CBJ	Marc Denis
Pierre Turgeon	1-9-03	4:43	4-3 win vs. CHI	Jocelyn Thibault
Sergei Zubov	2-11-03	4:59	2-1 win vs. CAR	Kevin Weekes
Mike Modano	3-19-03	2:24	5-4 win @ ATL	Pasi Nurminen
Jason Arnott	10-29-03	0:17	4-3 win @ CGY	Dany Sabourin
Bill Guerin	2-29-04	0:55	5-4 win vs. EDM	Tommy Salo
Bill Guerin	3-24-04	3:11	4-3 win @ EDM	Ty Conklin
Philippe Boucher	10-13-05	4:05	3-2 win @ CGY	Miikka Kiprusoff
Jason Arnott	1-30-06	4:24	3-2 win vs. SJ	Evgeni Nabokov
Trevor Daley	4-15-06	4:26	4-3 win vs. MIN	Manny Fernandez
Darryl Sydor	10-4-06	2:07	3-2 win @ COL	Jose Theodore
Jere Lehtinen	12-9-06	4:55	4-3 win @ PHX	Mikael Tellqvist
Jere Lehtinen	2-25-07	4:17	2-1 win vs. VAN	Roberto Luongo
Ladislav Nagy	2-27-07	1:35	2-1 win @ TB	Johan Holmqvist
Mike Modano	3-11-07	0:35	4-3 win vs. LA	Sean Burke
Mike Ribeiro	3-18-07	4:19	5-4 win vs. PHX	Mikael Tellqvist
Mike Modano	11-26-07	0:35	3-2 win @ NYI	Rick DiPietro
Brenden Morrow	12-10-07	4:00	5-4 win vs. EDM	Mathieu Garon
Mike Ribeiro	12-21-07	0:57	3-2 win @ CGY	Mikka Kiprusoff
Loui Eriksson	12-16-08	3:39	2-1 win vs. PHX	Ilya Bryzgalov
Mike Modano	12-27-08	3:34	4-3 win vs. ANA	J.S. Giguere
Trevor Daley	1-12-09	1:51	5-4 win vs. DET	Chris Osgood
Nicklas Grossman	3-14-09	2:23	3-2 win vs. MIN	Niklas Backstrom
Trevor Daley	4-4-09	0:16	5-4 win vs. STL	Chris Mason
James Neal	10-28-09	2:57	4-3 win vs. TOR	Jonas Gustavsson
Tom Wandell	11-28-09	2:12	4-3 win vs. TB	Mike Smith
Loui Eriksson	10-08-10	1:36	4-3 win @ NJ	Martin Brodeur
Mike Ribeiro	11-18-10	2:52	5-4 win vs. SJ	Antti Niemi
Stephane Robidas	12-4-10	3:37	4-3 win vs. MIN	Jose Theodore
Loui Eriksson	12-19-10	4:18	4-3 win @ DET	Chris Osgood
Brenden Morrow	3-7-11	0:38	4-3 win @ LA	Jonathan Bernier

2011-12 DALLAS STARS MEDIA GUIDE

DALLAS STARS ALL-TIME OVERTIME OPPONENT GOALS

GOAL SCORER	DATE	TIME	FINAL SCORE	STARS GOALIE
Jari Kurri	10-9-83	3:50	4-3 loss @ EDM	Gilles Meloche
Doug Wickenheiser	10-20-83	1:35	5-4 loss vs. MTL	Gilles Meloche
Dave Andreychuk	2-17-84	1:31	5-4 loss @ BUF	Don Beaupre
Miroslav Frycer	10-11-84	1:51	1-0 loss vs. TOR	Don Beaupre
Ken Linesman	12-23-84	2:15	4-3 loss @ BOS	Gilles Meloche
Dan Frawley	12-19-85	0:38	4-3 loss vs. PIT	Jon Casey
Jari Kurri	3-21-86	1:36	5-4 loss @ EDM	Don Beaupre
Rick Vaive	12-23-86	4:40	4-3 loss vs. TOR	Kari Takko
Randy Gregg	2-4-87	2:12	6-5 loss vs. EDM	Don Beaupre
Rick Meagher	11-25-87	1:19	4-3 loss vs. STL	Don Beaupre
Laurie Boschman	12-26-87	3:09	5-4 loss @ WPG	Jon Casey
Esa Tikkanen	1-2-89	3:10	3-2 loss vs. EDM	Jon Casey
Doug Wilson	11-2-89	0:18	4-3 loss @ CHI	Kari Takko
John Tucker	1-31-90	0:35	4-3 loss vs. WSH	Daniel Berthiaume
Mike Bullard	2-3-90	4:51	7-6 loss @ PHI	Jon Casey
Rick Meagher	2-13-90	2:49	2-1 loss vs. STL	Jon Casey
Randy Cunneyworth	11-10-90	0:49	3-2 loss vs. HFD	Jon Casey
Rob Ramage	12-6-90	2:57	2-1 loss vs. TOR	Jon Casey
Michel Petit	3-16-91	2:44	4-3 loss @ TOR	Brian Hayward
Wendel Clark	2-5-92	0:18	3-2 loss @ TOR	Jon Casey
Adam Burt	2-29-92	4:58	5-4 loss vs. HFD	Jon Casey
Dave Archibald	10-30-93	4:40	5-4 loss vs. OTT	Andy Moog
Dirk Graham	1-4-94	3:46	2-1 loss vs. CHI	Andy Moog
Glenn Anderson	1-13-94	4:46	4-3 loss @ TOR	Darcy Wakaluk
Theoren Fleury	2-18-95	4:34	3-2 loss @ CGY	Andy Moog
Jeff Shantz	11-1-96	1:48	3-2 loss vs. CHI	Andy Moog
Jody Hull	11-22-96	4:55	2-1 loss vs. FLA	Andy Moog
Vyacheslav Kozlov	2-2-97	1:20	4-3 loss @ DET	Andy Moog
Joe Sacco	1-11-98	3:38	2-1 loss @ ANA	Ed Belfour
Brian Bellows	3-17-99	0:35	2-1 loss @ WSH	Ed Belfour
Jason Wiemer	1-12-00	2:03	2-1 loss @ CGY	Manny Fernandez
Doug Gilmour	2-25-00	1:11	4-3 loss vs. CHI	Ed Belfour
Olli Jokinen	3-10-00	3:32	4-3 loss vs. NYI	Manny Fernandez
Milan Hejduk	3-26-00	3:17	2-1 loss vs. COL	Ed Belfour
Shjon Podein	4-2-00	4:13	3-2 loss @ COL	Ed Belfour
Al MacInnis	10-28-00	0:15	4-3 loss @ STL	Ed Belfour
Todd Marchant	2-25-01	0:31	3-2 loss @ EDM	Ed Belfour
Craig Conroy	10-13-01	4:20	4-3 loss vs. CGY	Ed Belfour
Michael Peca	10-28-01	3:25	3-2 loss @ NYI	Marty Turco
Brett Hull	10-31-01	0:48	4-3 loss vs. DET	Ed Belfour
Ken Klee	12-28-01	2:03	3-2 loss vs. WSH	Ed Belfour
Pavol Demitra	4-3-02	2:29	2-1 loss vs. STL	Ed Belfour
Valeri Bure	10-30-02	3:21	3-2 loss vs. FLA	Marty Turco
Magnus Arvedson	2-27-03	1:24	3-2 loss @ OTT	Ron Tugnutt
Wes Waltz	3-21-03	1:30	3-2 loss vs. MIN	Ron Tugnutt

2011-12 DALLAS STARS MEDIA GUIDE

Shean Donovan	3-27-03	2:51	2-1 loss @ CGY	Marty Turco
Brendan Morrison	3-27-04	0:40	3-2 loss @ VAN	Ron Tugnutt
Wayne Primeau	3-28-04	2:57	2-1 loss @ SJ	Ron Tugnutt
Patrick Marleau	10-26-05	3:20	5-4 loss vs. SJ	Marty Turco
Mattias Norstrom	1-2-06	2:29	3-2 loss @ LA	Marty Turco
Barrett Jackman	2-4-06	2:16	4-3 loss @ STL	Marty Turco
Joe Thornton	4-3-06	4:39	3-2 loss vs. SJ	Marty Turco
Sergei Federov	4-18-06	0:35	5-4 loss @ CBJ	Johan Hedberg
Olli Jokinen	3-1-07	2:11	2-1 loss @ FLA	Mike Smith
Scott Niedermayer	3-23-07	2:28	3-2 loss @ ANA	Marty Turco
Rick Nash	4-5-07	1:04	2-1 loss @ CBJ	Mike Smith
Matthew Lombardi	10-12-07	3:20	3-2 loss vs. CGY	Marty Turco
Jason Williams	10-13-07	0:43	2-1 loss @ CHI	Tobias Stephan
Anze Kopitar	11-10-07	2:34	6-5 loss @ LA	Marty Turco
Joe Thornton	3-27-08	2:58	3-2 loss @ SJ	Marty Turco
Rick Nash	10-10-08	4:39	5-4 loss vs. CBJ	Marty Turco
Alexander Semin	10-25-08	2:17	6-5 loss vs. WSH	Marty Turco
Jason Smith	12-20-08	3:30	5-4 loss @ OTT	Marty Turco
Michal Handzus	3-5-09	1:31	5-4 loss @ LA	Marty Turco
Petr Prucha	3-30-09	0:53	6-5 loss @ PHX	Tobias Stephan
Michal Handzus	10-22-09	0:55	5-4 loss @ LA	Alex Auld
Jarome Iginla	11-4-09	1:25	3-2 loss vs. CGY	Marty Turco
Saku Koivu	12-8-09	4:13	4-3 loss @ ANA	Marty Turco
Rich Peverley	12-17-09	1:16	6-5 loss @ ATL	Marty Turco
Logan Couture	12-16-10	1:20	4-3 loss vs. SJ	Kari Lehtonen
Radim Vrbata	2-9-11	1:13	3-2 loss vs. PHX	Kari Lehtonen
Lubomir Visnovsky	3-4-11	4:56	4-3 loss @ ANA	Kari Lehtonen
Cam Fowler	3-23-11	1:42	4-3 loss vs. ANA	Kari Lehtonen

2011-12 DALLAS STARS MEDIA GUIDE

DALLAS STARS ALL-TIME SHOOTOUT RESULTS

2005-06

DATE	RESULT	SHOOTOUT	DECIDING GOAL	GOALIES
@ COL on 11/5	3-2 W	2-0	S. Zubov	M. Turco/P. Budaj
@ SJS on 11/12	3-2 W	2-0	S. Zubov	M. Turco/E. Nabokov
vs. CAR on 12/2	5-4 W	2-1	M. Modano	M. Turco/M. Gerber
vs. ANA on 1/6	4-3 W	2-1	A. Miettinen	J. Hedberg/J.S. Giguere
@ BOS on 1/14	2-1 W	1-0	J. Jokinen	M. Turco/T. Thomas
vs. STL on 1/25	4-3 W	2-0	S. Zubov	M. Turco/C. Sanford
@ COL on 1/26	3-2 W	2-1	J. Jokinen	M. Turco/P. Budaj
vs. DET on 1/28	2-1 W	3-2	M. Modano	M. Turco/M. Legace
@ EDM on 3/7	4-3 W	2-0	S. Zubov	M. Turco/M. Morrison
@ SJS on 3/18	4-3 W	2-1	A. Miettinen	M. Turco/V. Toskala
vs. CHI on 3/24	3-2 W	2-1	B. Morrow	J. Hedberg/N. Khabibulin
@ ANA on 3/31	4-5 L	0-2	R. Niedermayer	M. Turco/J.S. Giguere
@ PHX on 4/8	3-2 W	2-0	J. Jokinen	J. Hedberg/C. Joseph
05-06 Record	12-1	24-6		

2006-07

DATE	RESULT	SHOOTOUT	DECIDING GOAL	GOALIES
@ ANA on 10/15	4-3 W	2-1	J. Jokinen	M. Turco/J.S. Giguere
vs. MIN on 12/2	4-3 W	3-1	J. Jokinen	M. Turco/N. Backstrom
@ LAK on 12/16	4-3 W	1-0	M. Ribeiro	M. Turco/B. Brust
@ VAN on 1/3	1-2 L	1-2	R. Kesler	M. Turco/R. Luongo
@ EDM on 1/4	6-5 W	2-0	S. Zubov	M. Turco/D. Roloson
@ MIN on 1/20	2-1 W	3-2	S. Barnes	M. Turco/N. Backstrom
vs. PIT on 1/26	3-4 L	0-1	E. Christensen	M. Turco/M. Fleury
@ SJS on 1/30	3-2 W	3-2	M. Ribeiro	M. Turco/V. Toskala
@ MIN on 2/20	1-2 L	0-1	M. Koivu	M. Turco/N. Backstrom
vs. CBJ on 3/2	2-3 L	0-1	J. Chimera	M. Turco/F. Norrena
@ PHX on 3/24	4-3 W	1-0	J. Lehtinen	M. Turco/C. Joseph
@ DET on 3/30	4-3 W	1-0	S. Zubov	M. Smith/D. Hasek
vs. ANA on 4/6	2-1 W	1-0	L. Nagy	M. Turco/I. Bryzgalov
06-07 Record	9-4	18-11		

2007-08

DATE	RESULT	SHOOTOUT	DECIDING GOAL	GOALIES
@ CBJ on 10/17	2-1 W	1-0	J. Jokinen	M. Smith/F. Norrena
vs. SJS on 11/14	3-4 L	0-2	D. Setoguchi	M. Turco/E. Nabokov
@ CBJ on 12/2	2-1 W	3-2	N. Hagman	M. Turco/P. Leclaire
@ EDM on 12/18	2-1 W	1-0	S. Zubov	M. Turco/D. Roloson
vs. STL on 12/29	5-4 W	1-0	M. Modano	M. Smith/H. Toivonen
@ LAK on 1/12	3-4 L	2-1	P. O'Sullivan	M. Turco/J. LaBarbera
vs. VAN on 2/5	3-2 W	2-1	B. Morrow	M. Turco/R. Luongo

2011-12 DALLAS STARS MEDIA GUIDE

@ ANA on 3/30	2-3 L	1-2	C. Kunitz	M. Turco/J.S. Giguere
07-08 Record:	5-3	11-8		

2008-09

DATE	RESULT	SHOOTOUT	DECIDING GOAL	GOALIES
@ LAK on 11/11	2-3 L	1-2	A. Frolov	M. Turco/E. Ersberg
vs. ANA on 11/22	1-2 L	1-2	R. Getzlaf	M. Turco/J. Hiller
vs. COL on 12/5	2-1 W	2-1	M. Modano	M. Turco/P. Budaj
vs. CBJ on 12/18	6-5 W	2-0	B. Richards	M. Turco/P. LeClaire
@ VAN on 1/4	3-2 W	2-1	J. Neal	M. Turco/J. LaBarbera
@ PHX on 1/10	0-1 L	2-3	K. Turriss	M. Turco/I. Bryzgalov
vs. BUF on 1/15	4-5 L	1-2	J. Pominville	M. Turco/R. Miller
vs. LAK on 1/17	3-2 W	1-0	M. Ribeiro	M. Turco/E. Ersberg
@ CBJ on 2/16	3-2 W	1-0	J. Neal	M. Turco/S. Mason
vs. LAK on 3/26	0-1 L	1-2	J. Williams	M. Turco/J. Quick
@ COL on 4/9	3-2 W	4-2	M. Ribeiro	M. Climie/P. Budaj
@ ANA on 4/10	3-4 L	1-2	T. Selanne	M. Turco/J. Hiller
08-09 Record	6-6	18-17		

2009-10

DATE	RESULT	SHOOTOUT	DECIDING GOAL	GOALIES
vs. NSH on 10/3	2-3 L	1-2	M. Santorelli	M. Turco/D. Ellis
@ EDM on 10/6	4-5 L	0-1	A. Hensky	M. Turco/N. Khabibulin
@ VAN on 10/11	3-4 L	0-2	K. Wellwood	M. Turco/R. Luongo
vs. FLA on 10/30	5-6 L	0-1	R. Olesz	A. Auld/S. Clemmensen
@ SJS on 11/12	3-2 W	1-0	S. Robidas	M. Turco/E. Nabokov
vs. STL on 11/25	3-4 L	1-2	B. Boyes	M. Turco/T. Conklin
vs. EDM on 12/5	2-3 L	1-2	S. Horcoff	M. Turco/J. Deslauriers
@ SJS on 12/11	3-2 W	2-1	M. Niskanen	M. Turco/E. Nabokov
@ LAK on 12/12	2-3 L	0-1	M. Handzus	A. Auld/J. Quick
vs. DET on 1/16	3-2 W	1-0	S. Ott	A. Auld/J. Howard
vs. CGY on 1/27	4-3 W	1-0	L. Eriksson	A. Auld/M. Kiprusoff
@ CHI on 2/9	3-4 L	0-1	K. Versteeg	M. Turco/A. Niemi
@ WSH on 3/8	4-3 W	2-1	L. Eriksson	M. Turco/S. Varlamov
vs. LAK on 3/12	1-2 L	0-1	J. Stoll	M. Turco/J. Bernier
vs. PHX on 3/21	2-3 L	1-2	A. Aucoin	M. Turco/J. LaBarbera
vs. ANA on 4/8	3-2 L	2-0	M. Modano	M. Turco/J. Hiller
@ MIN on 4/10	4-3 W	1-0	J. Benn	K. Lehtonen/N. Backstrom
09-10 Record	7-10	14-17		

2010-11

DATE	RESULT	SHOOTOUT	DECIDING GOAL	GOALIES
@ NYI on 10/9	5-4 W	1-0	M. Ribeiro	K. Lehtonen/DiPietro
vs. STL on 10/16	3-2 W	3-1	L. Eriksson	K. Lehtonen/T. Conklin
vs. COL on 11/20	3-4 L	1-2	K. Porter	K. Lehtonen/P. Budaj

2011-12 DALLAS STARS MEDIA GUIDE

@ CBJ on 12/6	2-3 L	1-2	K. Wilson	K. Lehtonen/M. Garon
vs. CAR on 12/10	2-1 W	1-0	B. Richards	K. Lehtonen/C. Ward
@ SJS on 12/13	3-2 W	2-1	B. Richards	A. Raycroft/A. Niemi
vs. CGY on 12/23	2-3 L	0-1	A. Tanguay	K. Lehtonen/M. Kiprusoff
vs. NYR on 1/7	2-3 L	0-1	M. Zuccarello	K. Lehtonen/H. Lundqvist
vs. CHI on 2/11	4-3 W	3-1	B. Richards	K. Lehtonen/M. Turco
vs. CGY on 3/9	3-4 L	1-2	C. Glencross	K. Lehtonen/M. Kiprusoff
vs. PHI on 3/19	2-3 L	1-2	V. Leino	K. Lehtonen/S. Bobrovsky
@ PHX on 3/29	1-2 L	1-2	R. Whitney	K. Lehtonen/I. Bryzgalov
10-11 Record	5-7	15-15		

ALL-TIME RECORD: 44-31 (58.7%)

SHOOTOUT GOALS FOR/AGAINST: 100-77

2011-12 DALLAS STARS MEDIA GUIDE

DALLAS STARS ALL-TIME SHOOTOUT RESULTS (INDIVIDUAL)

SKATERS:

SKATER	PERCENTAGE	DECIDING GOALS
Bill Guerin	1 for 1 (100%)	0
Eric Lindros	1 for 1 (100%)	0
Brenden Morrow	3 for 5 (60.0%)	2
Jussi Jokinen	17 for 29 (58.6)	6
Stu Barnes	1 for 2 (50.0%)	1
Ladislav Nagy	1 for 2 (50.0%)	1
Jamie Langenbrunner	1 for 2 (50.0%)	0
Sergei Zubov	13 for 31 (41.9%)	7
Mike Ribeiro	18 for 47 (38.3%)	5
Brad Richards	12 for 36 (33.3%)	4
Antti Miettinen	3 for 9 (33.3%)	2
Matt Niskanen	1 for 3 (33.3%)	1
Steve Ott	1 for 3 (33.3%)	1
Jere Lehtinen	4 for 13 (30.8%)	1
James Neal	5 for 17 (29.4%)	2
Mike Modano	8 for 28 (28.6%)	5
Jamie Benn	3 for 12 (25.0%)	1
Fabian Brunnstrom	1 for 4 (25.0%)	0
Niklas Hagman	1 for 4 (25.0%)	1
Loui Eriksson	5 for 21 (23.8%)	3
Stephane Robidas	1 for 5 (20.0%)	1
Jason Arnott	0 for 1 (0.0%)	0
Niko Kapanen	0 for 1 (0.0%)	0
Mark Parrish	0 for 1 (0.0%)	0
Patrik Stefan	0 for 1 (0.0%)	0
Tom Wandell	0 for 1 (0.0%)	0
Alex Goligoski	0 for 1 (0.0%)	0
Brandon Segal	0 for 1 (0.0%)	0
Jason Williams	0 for 1 (0.0%)	0
All-Time Percentage	101 for 283 (35.7%)	44

GOALTENDERS:

GOALTENDER	SAVES/SHOTS	RECORD
Mike Smith	9/9 (100%)	3-0
Andrew Raycroft	5/6 (83.3%)	2-0
Kari Lehtonen	23/37 (62.2%)	4-7
Alex Auld	13/15 (86.7%)	2-2
Johan Hedberg	14/17 (82.4%)	4-0
Marty Turco	131/188 (69.7%)	28-22
Matt Climie	1/3 (33.3%)	1-0
All-Time Goaltending	196/275 (71.3%)	44-31

2011-12 DALLAS STARS MEDIA GUIDE

DALLAS STARS BEST RECORDS

AFTER	RECORD	POINTS	SEASON(S)
1 game	1-0-0	2	17 times (last 10-11)
2 games	2-0-0	4	9 times (last 10-11)
3 games	3-0-0	6	5 times (last 10-11)
4 games	4-0-0	8	96-97
-	-	-	06-07
-	-	-	10-11
5 games	5-0-0	10	96-97
-	-	-	06-07
6 games	6-0-0	12	96-97
7 games	6-1-0	12	96-97
-	-	-	06-07
8 games	7-1-0	14	96-97
-	-	-	06-07
9 games	8-1-0	16	06-07
10 games	8-2-0	16	96-97
-	-	-	06-07
11 games	9-2-0	18	96-97
-	-	-	06-07
12 games	10-2-0	20	06-07
13 games	11-2-0	22	06-07
14 games	10-2-2	22	71-72
-	11-3-0	22	06-07
15 games	10-2-3	23	80-81
16 games	12-4-0	24	06-07
17 games	11-3-3	25	80-81
-	-	-	81-82
-	-	-	98-99
18 games	12-4-2	26	71-72
-	11-3-4	26	80-81
-	-	-	81-82
19 games	13-4-2	28	71-72
20 games	13-4-3	29	71-72
-	-	-	98-99
21 games	14-4-3	31	71-72
22 games	15-4-3	33	71-72
23 games	16-4-3	35	71-72
24 games	17-4-3	37	71-72
25 games	18-4-3	39	71-72
26 games	18-5-3	39	71-72
27 games	18-6-3	39	71-72
-	17-5-5	39	98-99
-	19-7-1	39	05-06
28 games	18-5-5	41	98-99
29 games	19-5-5	43	98-99
30 games	19-5-6	44	98-99
31 games	20-5-6	46	98-99
32 games	21-5-6	48	98-99
33 games	22-5-6	50	98-99
34 games	23-5-6	52	98-99
35 games	24-5-6	54	98-99
36 games	25-5-6	56	98-99
37 games	25-6-6	56	98-99
38 games	25-7-6	56	98-99
39 games	25-7-7	57	98-99

2011-12 DALLAS STARS MEDIA GUIDE

40 games	26-7-7	59	98-99
41 games	27-7-7	61	98-99
42 games	27-8-7	61	98-99
43 games	27-9-7	61	97-98
-	-	-	98-99
44 games	28-9-7	63	97-98
-	-	-	98-99
45 games	29-9-7	65	98-99
46 games	30-9-7	67	98-99
47 games	30-9-8	68	98-99
48 games	30-10-8	68	98-99
49 games	31-10-8	70	98-99
50 games	32-10-8	72	98-99
51 games	33-10-8	74	98-99
52 games	34-10-8	76	98-99
53 games	35-10-8	78	98-99
54 games	35-10-9	79	98-99
55 games	36-10-9	81	98-99
56 games	36-11-9	81	98-99
57 games	37-11-9	83	98-99
58 games	38-11-9	85	98-99
59 games	38-11-10	86	98-99
60 games	39-11-10	88	98-99
61 games	39-12-10	88	98-99
62 games	40-12-10	90	98-99
63 games	41-12-10	92	98-99
64 games	42-12-10	94	98-99
65 games	42-12-11	95	98-99
66 games	42-12-12	96	98-99
67 games	42-13-12	96	98-99
68 games	42-14-12	96	98-99
69 games	43-14-12	98	98-99
70 games	44-14-12	100	98-99
71 games	45-14-12	102	98-99
72 games	45-15-12	102	98-99
73 games	46-15-12	104	98-99
74 games	47-15-12	106	98-99
75 games	47-16-12	106	98-99
76 games	47-17-12	106	98-99
77 games	48-17-12	108	98-99
78 games	49-17-12	110	98-99
79 games	50-17-12	112	98-99
80 games	51-17-12	114	98-99
81 games	51-18-12	114	98-99
82 games	51-19-12	114	98-99
83 games	41-29-13	95	93-94
84 games	42-19-13	97	93-94

DALLAS STARS INDIVIDUAL RECORDS VS. OPPONENTS

Most Points vs. One Team, Career

Name	Opponent	Points
Brian Bellows	Toronto	56-44-100
Mike Modano	Phoenix	36-56-92
Brian Bellows	Chicago	41-48-89
Mike Modano	Los Angeles	37-49-86
Mike Modano	Chicago	35-51-86
Mike Modano	St. Louis	33-52-85
Brian Bellows	Detroit	37-47-84
Mike Modano	Vancouver	32-46-78
Mike Modano	Anaheim	25-53-78

Most Goals vs. One Team, Career

Name	Opponent	Goals
Brian Bellows	Toronto	56
Dino Ciccarelli	St. Louis	42
Brian Bellows	Chicago	41
Mike Modano	Los Angeles	37
Mike Modano	Phoenix	36
Mike Modano	Chicago	35
Mike Modano	Edmonton	33
Mike Modano	St. Louis	33
Mike Modano	Vancouver	32

Most Assists vs. One Team, Career

Name	Opponent	Assists
Neal Broten	Toronto	56
Mike Modano	Phoenix	56
Neal Broten	Detroit	55
Mike Modano	Anaheim	53
Mike Modano	St. Louis	52
Neal Broten	St. Louis	51
Mike Modano	Chicago	51

Most Points vs. One Team, Season

Name/Season	Opponent	Points
Scott Bjugstad/85-86	Toronto	8-9-17
Dino Ciccarrelli/86-87	Chicago	8-9-17
Neal Broten/85-86	Boston	4-12-16

DALLAS STARS OPPONENT RECORD VS. STARS

Most Points vs. Stars, Career

Name	Points
Steve Yzerman	139
Denis Savard	119
Wayne Gretzky	116

Most Goals vs. Stars, Career

Name	Goals
Brett Hull	66
Steve Yzerman	50
Marcel Dionne	47
Steve Larmer	47

Most Assists vs. Stars, Career

Name	Goals
Steve Yzerman	89
Denis Savard	77
Wayne Gretzky	72

Most Points vs. Stars, Season

Name	Team	Season	Points
Denis Savard	Chicago	1987-88	8-15-23
Denis Savard	Chicago	1984-85	9-9-18
Bobby Orr	Boston	1969-70	7-9-16
Bobby Orr	Boston	1971-72	3-13-16

Most Goals vs. Stars, Season

Name	Team	Season	Goals
Brett Hull	St. Louis	1990-91	10
Brett Hull	St. Louis	1992-92	10
Don Murdoch	NY Rangers	1976-77	9
Denis Savard	Chicago	1984-85	9
Rick Valve	Chicago	1987-88	9

Most Assists vs. Stars, Season

Name	Team	Season	Assists
Denis Savard	Chicago	1987-88	15
Bobby Orr	Boston	1971-72	13
Doug Gilmour	Toronto	1992-93	12

2011-12 DALLAS STARS MEDIA GUIDE

DALLAS STARS YOUNGEST/OLDEST PLAYERS

Youngest Players in Stars' History

Player	POS	Birth Date	First Game	Age
Brian Bellows	RW	9/1/1964	10/6/1982	18yrs, 1mo, 5 days
Brian Lawton	LW	6/29/1965	10/5/1983	18yrs, 3mos, 6 days
Dave Archibald	C	4/14/1969	10/10/1987	18yrs, 5mos, 26 days
Ron Meighan	D	5/26/1963	11/27/1981	18yrs, 6mos, 1 day
Mike Modano	C	6/7/1970	4/6/1989	18yrs, 9mos, 29 days
Don Beaupre	G	9/19/1961	10/11/1980	19yrs, 22 days
Warren Babe	LW	9/7/1968	10/8/1987	19yrs, 1mo, 1 day
Tom McCarthy	LW	7/31/1960	10/11/1979	19yrs, 2mos, 11 days
Brad Palmer	LW	9/14/1961	12/23/1980	19yrs, 3mos, 9 days
Mike Craig	RW	6/6/1971	10/4/1990	19yrs, 3mos, 28 days

Oldest Players in Stars' History

Player	POS	Birth Date	Last Game	Age
Gump Worsley	G	5/14/1929	4/2/1974	44yrs, 10mos, 19days
Dean Prentice	LW	10/5/1932	1/2/1974	41yrs, 2mos, 28 days
Guy Carbonneau	C	3/18/1960	4/9/2000	40yrs, 22 days
Mike Modano	C	6/7/1970	4/10/2010	39yrs, 10mos, 3days
Grant Ledyard	D	11/19/1961	4/7/2001	39yrs, 4mos, 18 days
Doug Mohns	D	12/13/1933	4/12/1973	39yrs, 3mos, 30 days
Doug Lidster	D	10/18/1960	4/18/1999	38yrs, 6mos
Sergei Zubov	D	7/22/1970	11/28/2008	38yrs, 4mos, 6 days
Craig Ludwig	D	3/15/1961	4/18/1999	38yrs, 1mo, 3 days
Bronco Horvath	C	3/12/1930	2/17/1968	37yrs, 11mos, 5 days
Pat Verbeek	RW	5/24/1964	4/1/2002	37yrs, 10mos, 8 days
Claude Lemeux	RW	7/16/1965	4/6/2003	37yrs, 8 mos, 21 days
Helmut Balderis	RW	6/30/1952	3/18/1990	37yrs, 8mos, 18 days
Leo Boivin	D	8/2/1932	4/16/1970	37yrs, 8 mos, 15 days
Shayne Corson	LW	8/13/1966	4/4/2004	37yrs, 7mos, 22 days

DALLAS STARS: THE LAST TIME...

Stars Played a 0-0 Tie: 12/21/99 @ CGY; Goalies: Ed Belfour & Fred Brathwaite

Stars Played a 0-0 Game

Lost in a Shootout: 3/26/09 vs. LA; Goalies: Marty Turco & Jonathan Quick

Won in a Shootout: Never

Stars Had Two Consecutive Shutouts:

12/4/06 vs. SJ (1-0); Goalie: Marty Turco

12/6 vs. PHX (3-0); Goalie: Marty Turco

Stars Were Shut Out in Consecutive Games:

1/8/99 @ CGY (1-0); Goalie: Fred Brathwaite

1/10/99 @VAN (2-0); Goalie: Corey Hirsch

Stars Won a 1-0 Game:

Home: 2/17/08 vs. DET; Goalie: Marty Turco

Road: 2/7/08 @MIN; Goalie: Mike Smith

Stars Lost a 1-0 Game

Home: 2/22/11 vs. NJ; Goalie: Johan Hedberg

Road: 1/10/09 @ PHX; Goalie: Ilya Bryzgalov

Held Shot-less for One Period:

Stars: 12/27/03 @ CBJ, 3rd Period

Opposition: 1/10/04 vs. COL in 3rd Period

At Least 50 Shots in a Game:

Stars: 4/8/10 vs. ANA, 51 shots; Stars won 3-2(so)

Opposition: 3/31/10 @ SJ, 52 shots; Stars lost 6-0

At Least 25 Shots in One Period:

Stars: 3/16/97 vs. PIT, 25 shots; Stars won 6-2

Opponent: 3/15/87 @ CHI, 2nd Period, Stars won 4-2

Scored At Least 10 Goals in a Game:

Stars: 2/6/09 vs. NYR (10-2)

Opposition: 11/27/93 @ DET (10-4)

Scored At Least 5 Goals in One Period:

Stars: 2/6/09 vs. NYR, 3rd Period; Stars won 10-2

Opposition: 1/14/96 @ NJ, 3rd Period; Stars lost 7-2

4 Goal Game By Star:

Home: 11/16/07 vs. COL, Jussi Jokinen; Stars won 6-1

Road: 12/11/85 @ DET, Brian Bellows; Stars won 10-2

4 Goal Game By Opponent:

Home: 3/26/96 vs. WPG, Keith Tkachuk; Stars lost 8-2

Road: 2/28/93 @ WPG, Teemu Selanne; Stars lost 7-6

5 Goal Game By Star:

Home: Never

Road: 1/15/79 @ NYR, Tim Young; Stars won 8-1

5 Goal Game By Opponent:

Home: Never

Road: 12/6/87 @ EDM, Wayne Gretzky; Stars lost 10-4

Stars Goaltender Assisted on Goal: 4/2/10 vs. EDM, Kari Lehtonen; goal by Ribeiro @ 8:35 of 3rd Period

Stars Goaltender Assisted on Goal in Consecutive Games:

2011-12 DALLAS STARS MEDIA GUIDE

11/5/07 @ ANA, Marty Turco; goal by Jokinen @ 14:40 of 2nd Period

11/7/07 @ SJ, Marty Turco; goal by Ott @ 2:12 of 2nd Period

Stars Had Two Penalty Shots in One Game: Never

Stars and Opponent Had Penalty Shot in One Game: Never

Stars Had 2 Hat Tricks in One Game: 12/11/85 @ DET, Brian Bellows(4 goals) & Scott Bjugstad (3 goals); Stars won 10-2

Stars Had Hat Tricks in Consecutive Games:

3/17/86 vs. DET, Dino Ciccarelli

3/19/86 @ CGY, Scott Bjugstad

DALLAS STARS REGULAR SEASON RECORDS

TEAM RECORDS - GAME

TEAM RECORDS - GAME: GOALS, ASSISTS, POINTS

MOST GOALS, ONE GAME: 15, 15-2 win vs. Winnipeg, 11/11/81

MOST GOALS, HOME, ONE GAME: 15, 15-2 win vs. Winnipeg, 11/11/81

MOST GOALS, ROAD, ONE GAME: 10, 10-8 win @ St. Louis, 1/27/84; 10-2 win @ Detroit, 12/11/85

MOST GOALS, ONE GAME, BOTH TEAMS: 20, 12-8 loss @ Edmonton, 1/4/84

MOST GOALS, ONE GAME, BOTH TEAMS, HOME: 17, 15-2 win vs. Winnipeg, 11/11/81

MOST GOALS, ONE GAME, BOTH TEAMS, ROAD: 20, 12-8 loss @ Edmonton, 1/4/84

MOST GOALS ALLOWED, ONE GAME: 12, 12-8 loss @ Edmonton, 1/4/84

MOST GOALS ALLOWED, HOME, ONE GAME: 11, 11-4 loss vs. NY Rangers, 12/4/76

MOST GOALS ALLOWED, ROAD, ONE GAME: 12, 12-8 loss @ Edmonton, 1/4/84

MOST GOALS FOR IN DEFEAT: 9, 10-9 loss @ Vancouver, 10/7/83

MOST ASSISTS, ONE GAME: 24, in 15-2 win vs. Winnipeg, 11/11/81

MOST POINTS, ONE GAME: 39, in 15-2 win vs. Winnipeg, 11/11/81

MOST POINTS, ONE GAME, BOTH TEAMS: 53, 12-8 loss @ Edmonton, 1/4/84; in 10-8 win @ St. Louis, 1/27/84

MOST PLAYERS SCORING POINTS, ONE GAME: 17, vs. Winnipeg, 11/11/81

DECISIVE GAMES

GREATEST WINNING MARGIN: 13, in 15-2 win vs. Winnipeg, 11/11/81

GREATEST WINNING MARGIN, HOME: 13, in 15-2 win vs. Winnipeg, 11/11/81

GREATEST WINNING MARGIN, ROAD: 8, in 10-2 win @ Detroit, 12/11/85

HIGHEST TIE SCORE: 8-8, @ NY Islanders, 11/23/82; vs. Winnipeg, 2/6/88

GREATEST LOSING MARGIN: 9, in 10-1 loss @ Boston, 11/3/74 loss vs. Quebec, 10/22/83; 9-0 loss @ Detroit, 1/9/90

GREATEST LOSING MARGIN, HOME: 9, in 11-2 loss vs. Quebec, 10/22/83

GREATEST LOSING MARGIN, ROAD: 9, in 10-1 loss @ Boston, 11/3/74; 9-0 loss @ Detroit, 1/9/90

POWER-PLAY GOALS

MOST POWER-PLAY GOALS, ONE GAME: 5, vs. Winnipeg, 11/11/81; @ L.A., 11/16/82

MOST POWER-PLAY GOALS, BOTH TEAMS, ONE GAME: 10, in 10-9 loss @ Vancouver, 10/7/83; in 7-6 loss vs. Philadelphia, 10/13/88

MOST POWER-PLAY GOALS ALLOWED, ONE GAME: 7, in 8-0 loss vs. Boston, 1/4/75

SHOTS ON GOAL

MOST SHOTS, ONE GAME: 68, vs. L.A., 3/24/81

FEWEST SHOTS, ONE GAME: 10, vs. Philadelphia, 3/22/75; vs. Vancouver, 4/4/75

MOST SHOTS ALLOWED, ONE GAME: 67, vs. Boston, 2/7/71

2011-12 DALLAS STARS MEDIA GUIDE

FEWEST SHOTS ALLOWED, ONE GAME: 9, @ San Jose, 11/4/98

PENALTIES/PENALTY MINUTES

MOST PENALTY MINUTES, ONE GAME BY STARS: *211 vs. Boston, 2/26/81

MOST PENALTY MINUTES, ONE GAME BY BOTH TEAMS: *406 vs. Boston, 2/26/81

MOST PENALTIES, ONE GAME: 42 vs. Boston, 2/26/81

MOST PENALTIES, BOTH TEAMS, ONE GAME: 84 vs. Boston, 2/26/81

FASTEST GOALS

FASTEST GOAL AFTER OPENING FACEOFF: 0:07, Joe Nieuwendyk @ Detroit, 11/13/98

FASTEST GOAL ALLOWED AFTER OPENING FACEOFF: 0:11, Richard Martin, Buffalo, 10/14/79

FASTEST TWO GOALS BY STARS: 0:07, Bill Goldsworthy @ L.A., 11/27/71

FASTEST TWO GOALS VS. STARS: 0:07, Don McKenny & Frank St. Marseille, St. Louis, 1/24/68

FASTEST TWO GOALS BY BOTH TEAMS: 0:03, Steve Thomas, Chicago & Dave Gagner, Stars, 11/5/88

FASTEST THREE GOALS BY STARS: 0:44, Kevin Hatcher, Mike Modano & Guy Carbonneau vs. Boston, 10/14/95

FASTEST THREE GOALS VS. STARS: 0:43, Stan Weir, Dave Hrechkosy, & Dave Gardner, California, 2/16/75

FASTEST THREE GOALS BY BOTH TEAMS: *0:15, Mark Pavelich & Ron Greschner, NY Rangers and Willi Plett, Stars, 2/10/83

FASTEST FOUR GOALS BY STARS: 3:08, Brent Gilchrist, Grant Ledyard, Neal Broten & Mike Craig @ Ottawa, 10/21/93

TEAM RECORDS – PERIOD

TEAM RECORDS - PERIOD

MOST GOALS, ONE PERIOD: 8, 2nd period, in 15-2 win vs. Winnipeg, 11/11/81

MOST GOALS, ONE PERIOD, HOME: 8, 2nd period, in 15-2 win vs. Winnipeg, 11/11/81

MOST GOALS, ONE PERIOD, ROAD: 6, 1st period, in 7-2 win @ Los Angeles, 3/16/71

MOST GOALS, ONE PERIOD, BOTH TEAMS: 9, 2nd period, in 15-2 vs. Winnipeg, 11/11/81; 2nd period, in 12-8 loss @ Edmonton, 1/4/84

MOST GOALS, ONE PERIOD, BOTH TEAM, HOME: 9, 2nd period, in 15-2 win vs. Winnipeg, 11/11/81

MOST GOALS, ONE PERIOD, BOTH TEAMS, ROAD: 9, 2nd period, in 12-8 loss @ Edmonton, 1/4/84

MOST GOALS ALLOWED, ONE PERIOD: 6, 2nd period in 8-0 loss vs. Boston, 1/4/75; 3rd period vs. Montreal, 11/19/75

MOST GOALS ALLOWED, ONE PERIOD, HOME: 6, 2nd period in 8-0 loss vs. Boston, 1/4/75; 3rd period vs. Montreal, 11/19/75

MOST GOALS ALLOWED, ONE PERIOD, ROAD: 5, many times, last in 3rd period in 7-2 loss @ New Jersey, 1/14/96

MOST ASSISTS, ONE PERIOD: 14, 2nd period, in 15-2 win vs. Winnipeg, 11/11/81

2011-12 DALLAS STARS MEDIA GUIDE

MOST POINTS, ONE PERIOD: 22, 2nd period, in 15-2 win vs. Winnipeg, 11/11/81
MOST POINTS, BOTH TEAMS, ONE PERIOD: 25, 2nd period, in 15-2 win vs. Winnipeg, 11/11/81
MOST POWER-PLAY GOALS, ONE PERIOD: 4, 2nd period, @ L.A., 11/16/82 (Bobby Smith, Gordie Roberts, Brian Bellows & Neal Broten)
MOST POWER-PLAY GOALS ALLOWED, ONE PERIOD: 5, 2nd period vs. Boston, 1/4/75
MOST SHOTS, ONE PERIOD: 32, 1st period vs. Philadelphia, 12/13/72
MOST SHOTS ALLOWED, ONE PERIOD: 26, 3rd period @ Toronto, 1/7/70; 2nd period @ Chicago, 3/15/87
FEWEST SHOTS, ONE PERIOD: 0, 3rd period vs. Washington, 12/26/75; 3rd period @ Calgary, 4/1/98; 3rd period @ Columbus, 12/27/03
FEWEST SHOTS ALLOWED, ONE PERIOD: 0, 2nd period vs. Edmonton, 2/20/91; 1st period vs. Anaheim, 12/27/00; 3rd period vs. Florida, 10/30/02; 3rd period vs. Colorado, 1/10/04
MOST PENALTY MINUTES, ONE PERIOD: 180, 1st period vs. Boston, 2/26/81
MOST PENALTY MINUTES, ONE PERIOD BY BOTH TEAMS: 342, 1st period vs. Boston, 2/26/81
MOST PENALTIES, ONE PERIOD: *34, 1st period vs. Boston, 2/26/81
MOST PENALTIES, ONE PERIOD, BOTH TEAMS: *67, 1st period vs. Boston, 2/26/81

NOTE: On October 14, 1995, the Stars set a franchise record for the fastest three goals in a game, scoring three times in 44 seconds of the final minute of the third period to cap an exciting 6-5 comeback victory over Boston at Reunion Arena. Trailing 5-3, Kevin Hatcher banged home a rebound at 19:11 of the third period to pull the Stars within one goal. At the 19:44 mark, Mike Modano fired a wrist shot past Bruins' goalie Craig Billington to even the score at 5-5. On the ensuing faceoff, Mike Kennedy hustled to the corner to Billington's left, dug the puck loose and sent a centering pass to Guy Carbonneau, who fired the puck past Billington at 19:55 for the win. According to Elias Sports Bureau, it is the only game in NHL history that a team trailed by two goals in the final minute of the game and came back to score three goals and win the game in regulation.

TEAM RECORDS (SEASON)

NOTE: Applicable records for the 1994-95 season (48 games) listed separately due to work stoppage.

WINS

MOST WINS, ONE SEASON: 53, 2005-06
MOST WINS, HOME, ONE SEASON: 29, 1998-99
MOST WINS, ROAD, ONE SEASON: 25, 2005-06
MOST SHOOTOUT WINS, ONE SEASON: 12, 2005-06
MOST SHOOTOUT WINS, HOME, ONE SEASON: 5, 2005-06
MOST SHOOTOUT WINS, ROAD, ONE SEASON: 7, 2005-06, 2006-07
FEWEST WINS, ONE SEASON: 18, 1968-69, 1977-78; 1994-95
FEWEST WINS, HOME, ONE SEASON: 10, 1987-88; 9, 1994-95
FEWEST WINS, ROAD, ONE SEASON: 5, 1973-74, 1975-76

2011-12 DALLAS STARS MEDIA GUIDE

LOSSES

FEWEST LOSSES, ONE SEASON: 19, 1998-99
FEWEST LOSSES, HOME, ONE SEASON: 6, 1982-83
FEWEST LOSSES, ROAD, ONE SEASON: 11, 1998-99
FEWEST SHOOTOUT LOSSES, ONE SEASON: 1, 2005-06
FEWEST SHOOTOUT LOSSES, HOME, ONE SEASON: 0, 2005-06
FEWEST SHOOTOUT LOSSES, ROAD, ONE SEASON: 1, 2005-06
MOST LOSSES, ONE SEASON: 53, 1975-76, 1977-78
MOST LOSSES, HOME, ONE SEASON: 24, 1977-78
MOST LOSSES, ROAD, ONE SEASON: 29, 1977-78

TIES

MOST TIES, ONE SEASON: 22, 1969-70
MOST TIES, HOME, ONE SEASON: 12, 1981-82
MOST TIES, ROAD, ONE SEASON: 11, 1969-70, 1973-74
FEWEST TIES, ONE SEASON: 4, 1989-90
FEWEST TIES, HOME, ONE SEASON: 2, 1989-90
FEWEST TIES, ROAD, ONE SEASON: 2, 1989-90, 1991-92

POINTS

MOST POINTS, ONE SEASON: 114, 1998-99
MOST POINTS, HOME, ONE SEASON: 64, 2002-03
MOST POINTS, ROAD, ONE SEASON: 54, 2005-06
FEWEST POINTS, ONE SEASON: 45, 1977-78; 42, 1994-95
FEWEST POINTS, HOME, ONE SEASON: 26, 1987-88; 23, 1994-95
FEWEST POINTS, ROAD, ONE SEASON: 14, 1975-76

GOALS

MOST GOALS SCORED, ONE SEASON: 346, 1981-82
MOST GOALS SCORED, HOME, ONE SEASON: 202, 1981-82
MOST GOALS SCORED, ROAD, ONE SEASON: 166, 1983-84
FEWEST GOALS SCORED, ONE SEASON: 189, 1968-69; 136, 1994-95
FEWEST GOALS SCORED, HOME, ONE SEASON: 98, 1968-69; 77, 1994-95
FEWEST GOALS SCORED, ROAD, ONE SEASON: 76, 1975-76, 2003-04; 59, 1994-95
FEWEST GOALS AGAINST, ONE SEASON: 167, 1997-98; 135, 1994-95
FEWEST GOALS AGAINST, HOME, ONE SEASON: 73, 1997-98; 72, 1994-95
FEWEST GOALS AGAINST, ROAD, ONE SEASON: 82, 1998-99; 63, 1994-95
MOST GOALS AGAINST, ONE SEASON: 349, 1987-88
MOST GOALS AGAINST, HOME, ONE SEASON: 161, 1974-75
MOST GOALS AGAINST, ROAD, ONE SEASON: 184, 1983-84
MOST 20-GOAL SCORERS, ONE SEASON: 6, 1976-77, 2002-03, 2009-10
MOST 30-GOAL SCORERS, ONE SEASON: 4, 1982-83, 1991-92, 1992-93
MOST 40-GOAL SCORERS, ONE SEASON: 2, 1979-80, 1985-86, 1987-88, 1989-90
MOST HAT TRICKS, ONE SEASON: 11 1985-86

POWER-PLAY GOALS

MOST POWER-PLAY GOALS, ONE SEASON: 91, 1982-83, 1983-84

2011-12 DALLAS STARS MEDIA GUIDE

MOST POWER-PLAY GOALS SCORED, HOME, ONE SEASON: 51, 1989-90
MOST POWER-PLAY GOALS SCORED, ROAD, ONE SEASON: 48, 1985-86
MOST POWER-PLAY GOALS ALLOWED, ONE SEASON: 108, 1987-88
MOST POWER-PLAY GOALS ALLOWED, HOME, ONE SEASON: 44, 1987-88,
1995-96
MOST POWER-PLAY GOALS ALLOWED, ROAD, ONE SEASON: 64, 1987-88
FEWEST POWER-PLAY GOALS, ONE SEASON: 37, 1972-73, 1973-74
FEWEST POWER-PLAY GOALS ALLOWED, ONE SEASON: 29, 1967-68

SHORTHANDED GOALS

MOST SHORTHANDED GOALS, ONE SEASON: 18, 1983-84
MOST SHORTHANDED GOALS, HOME, ONE SEASON: 8, 1981-82, 1983-84, 2007-
08
MOST SHORTHANDED GOALS, ROAD, ONE SEASON: 13, 1982-83
MOST SHORTHANDED GOALS ALLOWED, ONE SEASON: 22, 1991-92
MOST SHORTHANDED GOALS ALLOWED, HOME, ONE SEASON: 12, 1991-92,
1995-96
MOST SHORTHANDED GOALS ALLOWED, ROAD, ONE SEASON: 13, 1982-83
FEWEST SHORTHANDED GOALS, ONE SEASON: 1, 1967-68, 1972-73
FEWEST SHORTHANDED GOALS ALLOWED, ONE SEASON; 4, 1970-71, 1998-
99, 2008-09

STREAKS

LONGEST WINNING STREAK: 7, 1979-80, 1996-97, 1997-98, 2007-08
LONGEST HOME WINNING STREAK: 11, 1972-73
LONGEST ROAD WINNING STREAK: 8, 2010-11; 7, 1992-93, 1993-94, 1998-99,
2001-02
LONGEST WINNING STREAK TO START OF SEASON: 6, 1996-97
LONGEST HOME WINNING STREAK TO START SEASON: 6, 1979-80
LONGEST ROAD WINNING STREAK TO START SEASON: 4, 1971-72, 2006-07
LONGEST UNBEATEN STREAK: 15, 1998-99
LONGEST STREAK EARNING A POINT: 15, 1998-99
LONGEST HOME UNBEATEN STREAK: 17, 2003-04
LONGEST HOME STREAK EARNING A POINT: 17, 2003-04
LONGEST ROAD UNBEATEN STREAK: 10, 1998-99, 2002-03
LONGEST ROAD STREAK EARNING A POINT: 11, 2002-03
MOST CONSECUTIVE TIE GAMES: 4, 1973-74
LONGEST LOSING STREAK: 10, 1975-76
LONGEST HOME LOSING STREAK: 6, 1969-70; 2008-09
LONGEST ROAD LOSING STREAK: 8, 1975-76, 1987-88
LONGEST LOSING STREAK TO START SEASON: 6, 1977-78
LONGEST HOME LOSING STREAK TO START SEASON: 3, 1973-74, 1977-78
LONGEST ROAD LOSING STREAK TO START SEASON: 8, 1975-76
LONGEST WINLESS STREAK, ONE SEASON: 20, 1969-70
LONGEST HOME WINLESS STREAK, ONE SEASON: 12, 1969-70
LONGEST ROAD WINLESS STREAK, ONE SEASON: 23, 1974-75
LONGEST WINLESS STREAK TO START SEASON: 11, 1973-74
LONGEST HOME WINLESS STREAK TO START SEASON: 5, 1973-74

2011-12 DALLAS STARS MEDIA GUIDE

LONGEST ROAD WINLESS STREAK TO START SEASON: 9, 1973-74

SHUTOUTS

MOST SHUTOUTS, ONE SEASON: 11, 2000-01, 2002-03

MOST SHUTOUTS, HOME, ONE SEASON: 7, 1997-98, 2003-04

MOST SHUTOUTS, ROAD, ONE SEASON: 6, 2000-01

MOST TIMES SHUT OUT, ONE SEASON: 11, 1974-75, 2003-04

MOST TIME SHUT OUT, HOME, ONE SEASON: 5, 1968-69

MOST TIMES SHUT OUT, ROAD, ONE SEASON: 9, 1974-75, 1975-76, 2003-04

MOST CONSECUTIVE SHUTOUTS: 3, 1967-68 (Defeated L.A. 4-0 on 12/13;

Defeated L.A. 3-0 on 12/15; Defeated Oakland 1-0 on 12/16)

MOST CONSECUTIVE TIMES SHUT OUT: 3, 1967-68, 1975-76, 1987-88

LONGEST SHUTOUT SEQUENCE: 188:38, 1967-68. (Includes three straight shutout by Cesare Maniago)

LONGEST SHUTOUT SEQUENCE AGAINST: 262:03, 1987-88

LONGEST NON-SHUTOUT STREAK: 88 games, last 51 games of 1992-93 and first 37 games of 1993-94 season.

PENALTY MINUTES

MOST PENALTY MINUTES, ONE SEASON: 2313, 1987-88

FEWEST PENALTY MINUTES, ONE SEASON: 738, 1967-69

INDIVIDUAL PLAYER RECORDS (SEASON)

MOST GOALS

MOST GOALS: 55, Dino Ciccarelli, 1981-82; Brian Bellows, 1989-90

MOST GOALS BY A LEFT WING: 55, Brian Bellows, 1989-90

MOST GOALS BY A CENTER: 50, Mike Modano, 1993-94

MOST GOALS BY A RIGHT WING: 55, Dino Ciccarelli, 1981-82

MOST GOALS BY A DEFENSEMAN: 19, Brad Maxwell, 1983-84; Philippe Boucher, 2006-07

MOST GOALS BY A ROOKIE: 38, Neal Broten, 1981-82

MOST GOALS BY A ROOKIE DEFENSEMAN: 18, Brad Maxwell, 1977-78

ASSISTS

MOST ASSISTS: 76, Neal Broten, 1985-86

MOST ASSISTS BY A LEFT WING: 48, J.P. Parise, 1969-70; Tom McCarthy, 1982-83

MOST ASSISTS BY A CENTER: 76, Neal Broten, 1985-86

MOST ASSISTS BY A RIGHT WING: 57, Russ Courtnall, 1993-94

MOST ASSISTS BY A DEFENSEMAN: 60, Craig Hartsburg, 1981-82

MOST ASSISTS BY A ROOKIE: 60, Neal Broten, 1981-82

POINTS

MOST POINTS: 114, Bobby Smith, 1981-82

MOST POINTS BY A LEFT WING: 99, Brian Bellows, 1989-90

MOST POINTS BY A CENTER: 114, Bobby Smith, 1981-82

MOST POINTS BY A RIGHT WING: 107, Dino Ciccarelli, 1981-82

MOST POINTS BY A DEFENSEMAN: 77, Craig Hartsburg, 1981-82

2011-12 DALLAS STARS MEDIA GUIDE

MOST POINTS BY A ROOKIE: 98, Neal Broten, 1981-82

MISCELLANEOUS

MOST PENALTY MINUTES: 382, Basil McRae, 1987-88

MOST PENALTY MINUTES BY A DEFENSEMAN: 240, Mike Tinordi, 1989-90

MOST POWER-PLAY GOALS: 22, Dino Ciccarelli, 1986-87

MOST POWER-PLAY GOALS BY A DEFENSEMAN: 12, B. Maxwell, 1977; P. Boucher, 2006-07

MOST SHORTHANDED GOALS: 6, Bill Collins, 1969-70

MOST SHOTS: 321, Bill Goldsworthy, 1973-74

MOST SHOTS BY A DEFENSEMAN: 237, Kevin Hatcher, 1995-96

HIGHEST SHOOTING PERCENTAGE: 24.7%, Al MacAdam, 1979-80 (42 goals on 170 shots)

MOST GAME-WINNING GOALS: 11, Joe Nieuwendyk, 1997-98; Brett Hull, 1998-99

MOST CONSECUTIVE GAMES SCORING A GOAL: 10, Brian Bellows, 1989-90

MOST CONSECUTIVE GAMES SCORING A POINT: 20, Brian Bellows, 1985-86

MOST HAT TRICKS: 3, Bill Goldsworthy, 1973-74; Dino Ciccarelli, 1981-82 & 1985-86; Scott Bjugstad, 1985-86; Mike Modano, 1998-99; Bill Guerin, 2003-04

MOST SUCCESSIVE HAT TRICKS: 2, Bill Goldsworthy, March 16 & 21, 1971

MOST GOALS BY A LINE: 116, Scott Bjugstad, Neal Broten, Dino Ciccarelli, 1985-86

MOST ASSISTS BY A LINE: 154, Scott Bjugstad, Neal Broten, Dino Ciccarelli, 1985-86

MOST POINTS BY A LINE: 270, Scott Bjugstad, Neal Broten, Dino Ciccarelli, 1985-86

GOALTENDING

MOST GAMES BY A GOALTENDER: 74, Marty Turco, 2008-09

MOST MINUTES PLAYED BY A GOALTENDER: 4359, Marty Turco, 2003-04

MOST WINS BY A GOALTENDER: 41, Marty Turco, 2005-06

MOST WINS BY A GOALTENDER, INCLUDING PLAYOFFS: 51, Ed Belfour, 1998-99

MOST LOSSES BY A GOALTENDER: 33, Cesare Maniago, 1968-69

MOST TIES BY A GOALTENDER: 16, Cesare Maniago, 1969-70

LOWEST GOALS-AGAINST AVERAGE BY A GOALTENDER: 1.72, Marty Turco, 2002-03

HIGHEST SAVE PERCENTAGE BY A GOALTENDER: .932, Marty Turco, 2002-03

MOST SHUTOUTS BY A GOALTENDER: 9, Ed Belfour, 1997-98; Marty Turco, 2003-04

LONGEST WIN STREAK BY A GOALTENDER: 14, Don Beaupre, 1985-86

LONGEST UNBEATEN STREAK BY A GOALTENDER: 16, Marty Turco, 2002-03

MOST ASSISTS BY A GOALTENDER: 6, Kari Lehtonen, 2010-11

MOST PENALTY MINUTES BY A GOALTENDER: 34, Don Beaupre, 1985-86; Darcy Wakaluk, 1993-94

2011-12 DALLAS STARS MEDIA GUIDE

RECORDS BY GAME/PERIOD/CAREER

INDIVIDUAL PLAYER RECORDS - GAME

MOST GOALS: 5, Tim Young, 1/15/79 @ NY Rangers

MOST GOALS BY A DEFENSEMAN: 3, Craig Hartsburg, 11/1/86 vs. Chicago; Kevin Hatcher, 1/24/96 @ Edmonton; Philippe Boucher, 11/24/06 vs. Los Angeles

* NOTE: Darryl Sydor scored three goals on Jan. 3, 1998 @ Carolina, but two goals were score as he was playing forward.

MOST GOALS BY A ROOKIE: 4, Dino Ciccarelli, 3/22/81 vs. Detroit

MOST ASSITS: 5, Murray Oliver, 10/24/71 @ L.A.; Larry Murphy, 10/17/89 @ NY Islanders; Brad Richards, 2/28/08 vs. Chicago

MOST ASSISTS BY A DEFENSEMAN: 5, Larry Murphy, 10/17/89 @ NY Islanders

MOST ASSISTS BY A ROOKIE: 4, Roland Eriksson, 10/6/76 @ NY Rangers (Also most assists and points by a Star in his first NHL game); Jere Lehtinen, 2/16/96 vs. Edmonton

MOST POINTS: 7, Bobby Smith (4-3-7), 11/11/81 vs. Winnipeg

MOST POINTS BY A DEFENSEMAN: 5, Craig Hartsburg (2-3-5), 1/27/82 vs. Detroit; Larry Murphy (0-5-5), 10/17/89 @ NY Islanders; Paul Cavallini (1-4-5), 4/12/94 vs. St. Louis

MOST POWER-PLAY GOALS: 3, seven times, last by Philippe Boucher, 11/24/06 vs. Los Angeles

MOST SHOTS: 14, Dino Ciccarelli, 3/28/88 vs. Chicago

MOST PENALTY MINUTES: 39, Steve Payne, 2/26/81 @ Boston

MOST SAVES BY A GOALTENDER: 63, Gump Worsley, 2/7/71 @ Boston in 4-4 tie

INDIVIDUAL PLAYER RECORDS - PERIOD

MOST GOALS: 3, Bill Goldsworthy, 1st period, 12/11/73 vs. L.A.; Roland Eriksson, 2nd period, 11/27/76 vs. Washington; Harvey Bennett, 3rd period, 3/28/78 vs. Vancouver; Neal Broten, 2nd period, 11/17/85 @ Chicago; Dino Ciccarelli, 2nd period, 3/3/86 @ Detroit; Jussi Jokinen, 2nd period, 11/16/07 vs. Colorado

MOST ASSISTS: 3, accomplished many times, last by Brad Richards, 2nd period, 1/8/10 vs. Minnesota

MOST POINTS: 4, Barry Gibbs, 1st period, 12/21/74 vs. Pittsburgh (1-3-4); Neal Broten, 2nd period, 1/25/82 @ Toronto (1-3-4); Dino Ciccarelli, 2nd period, 1/25/82 @ Toronto (2-2-4); Dino Ciccarelli, 2nd period, 12/4/86 @ New Jersey (1-3-4).

MOST PENALTY MINUTES: 39, Steve Payne, 1st period, 2/26/86 @ Boston

MOST POWER-PLAY GOALS: 3: Toland Eriksson, 2nd period, 11/27/76 vs. Washington

MOST SHOTS: 9, Brian Bellows, 2nd period, 10/22/85 vs. St. Louis

INDIVIDUAL PLAYER RECORDS - CAREER

MOST SEASONS: 20, Mike Modano, 1989-2010

MOST GAMES: 1459, Mike Modano

MOST GOALS: 557, Mike Modano

MOST ASSISTS: 802, Mike Modano

MOST POINTS: 1359, Mike Modano

MOST POWER-PLAY GOALS: 156, Mike Modano

MOST SHORTHANDED GOALS: 29, Mike Modano

2011-12 DALLAS STARS MEDIA GUIDE

MOST GAME-WINNING GOALS: 92, Mike Modano
MOST PENALTY MINUTES: 1883, Shane Churla
MOST CONSECUTIVE GAMES PLAYED: 442, Danny Grant
MOST HAT TRICKS: 16, Dino Ciccarelli
MOST 20- GOAL SEASONS: 16, Mike Modano
MOST 30-GOAL Seasons: 9, Mike Modano
MOST 40-GOAL SEASONS: 4, Dino Ciccarelli
MOST 50-GOAL SEASONS: 2, Dino Ciccarelli
MOST SEASONS BY A GOALTENDER: 9, Cesare Maniago, 1967-68 to 1975-76;
Marty Turco, 2000-01 to 2009-10
MOST GAMES BY A GOALTENDER: 509, Marty Turco
MOST WINS BY A GOALTENDER: 262, Marty Turco
MOST LOSSES BY A GOALTENDER: 192, Cesare Maniago
MOST TIES BY A GOALTENDER: 71, Cesare Maniago
BEST GOALS -AGAINST AVERAGE (MIN. 2 SEASONS): 2.14, Roman Turek
MOST SHUTOUTS BY A GOALTENDER: 40, Marty Turco
MOST ASSISTS BY A GOALTENDER: 22, Marty Turco
MOST 20-WIN SEASONS BY A GOALTENDER: 7, Marty Turco

2011-12 DALLAS STARS MEDIA GUIDE

LAST SHUTOUTS: NHL TEAMS (VS. STARS)

TEAM	DATE	RESULT	GOALTENDER
Anaheim	12/7/03	DAL 0 @ ANA 4	Martin Gerber
Boston	10/16/09	BOS 3 vs. DAL 0	Tim Thomas
Buffalo	12/8/74	MIN 0 @ BUF 5	Gary Bromley
Calgary	3/9/06	DAL 0 @ CGY 1	Mikka Kiprusoff
Carolina	12/22/02	DAL 0 @ CAR 1	Kevin Weekes
Chicago	12/23/95	CHI 2 vs. DAL 0	Jeff Hackett
Colorado	11/6/10	DAL 0 @ COL 5	Peter Budaj
Columbus	1/10/10	DAL 0 @ CBJ 2	Mathieu Garon
Detroit	1/5/08	DET 3 vs. DAL 0	Dominik Hasek
Edmonton	12/8/06	EDM 2 vs. DAL 0	Dwayne Roloson
Florida	12/19/03	DAL 0 @ FLA 1	Roberto Luongo
Los Angeles	3/26/09	LAK 1 vs. DAL 0	Jonathan Quick
Minnesota	12/17/00	DAL 0 @ MIN 6	Manny Fernandez
Montreal	2/17/92	MIN 0 @ MTL 8	Patrick Roy
Nashville	10/23/10	NSH 1 vs. DAL 0	Pekka Rinne
New Jersey	2/22/11	NJD 1 vs. DAL 0	Johan Hedberg
NY Islanders	11/15/06	NYI 3 vs. DAL 0	Rick DiPietro
NY Rangers	11/4/03	DAL 0 @ NYR 3	Jussi Markkanen
Ottawa	1/7/98	OTT 2 vs. DAL 0	John Rhodes
Philadelphia	12/21/91	PHI 3 vs. MIN 0	Ron Hextall
Phoenix	12/26/10	PHX 1 vs. DAL 0	Ilya Bryzgalov
Pittsburgh	3/9/04	DAL 0 @ PIT 4	Jean-Sebastien Aubin
St. Louis	2/3/07	DAL 0 @ STL 2	Manny Legace
San Jose	3/31/11	DAL 0 @ SJS 6	Antti Niemi
Tampa Bay	-	-	-
Toronto	10/25/99	DAL 0 @ TOR 4	Curtis Joseph
Vancouver	1/10/99	DAL 0 @ VAN 2	Corey Hirsch
Washington	2/20/88	WSH 3 vs. MIN 0	Clint Malarchuk
Winnipeg	-	-	-

2011-12 DALLAS STARS MEDIA GUIDE**LAST SHUTOUTS: NHL TEAMS (BY STARS)**

TEAM	DATE	RESULT	GOALTENDER
Anaheim	11/5/07	DAL 5 @ ANA 0	Marty Turco
Boston	1/6/01	DAL 4 @ BOS 0	Marty Turco
Buffalo	10/30/10	BUF 0 vs. DAL 4	Andrew Raycroft
Calgary	3/22/04	DAL 4 @ CGY 0	Marty Turco
Carolina	11/23/09	CAR 0 vs. DAL 2	Marty Turco
Chicago	3/17/01	CHI 0 vs. DAL 5	Kari Lehtonen
Colorado	3/9/08	COL 0 vs. DAL 3	Marty Turco
Columbus	4/5/11	CBJ 0 vs. DAL 3	Kari Lehtonen
Detroit	2/17/08	DET 0 vs. DAL 1	Marty Turco
Edmonton	11/7/05	EDM 0 vs. DAL 4	Marty Turco
Florida	12/27/02	DAL 4 @ FLA 0	Ron Tugnutt
Los Angeles	11/9/07	LAK 0 vs. DAL 3	Mike Smith
Minnesota	3/11/11	MIN 0 vs. DAL 4	Kari Lehtonen
Montreal	11/11/00	MTL 0 vs. DAL 2	Ed Belfour
Nashville	10/14/09	NSH 0 vs. DAL 6	Marty Turco
New Jersey	11/28/03	NJD 0 vs. DAL 2	Marty Turco
NY Islanders	11/5/92	NYI 1 vs. MIN 3	Jon Casey
NY Rangers	10/10/81	NYR 0 vs. MIN 7	Gilles Meloche
Ottawa	12/15/05	DAL 2 @ OTT 0	Marty Turco
Philadelphia	3/1/00	PHI 0 vs. DAL 2	Ed Belfour
Phoenix	2/13/10	DAL 3 @ PHX 0	Marty Turco
Pittsburgh	1/12/83	MIN 7 @ PIT 0	Markus Mattson
San Jose	12/21/06	DAL 3 @ SJS 0	Marty Turco
St. Louis	12/29/06	STL 0 vs. DAL 3	Marty Turco
Tampa Bay	12/10/97	TBL 0 vs. DAL 3	Ed Belfour
Toronto	10/19/96	TOR 0 vs. DAL 2	Andy Moog
Vancouver	3/18/04	VAN 0 vs. DAL 3	Marty Turco
Washington	10/14/00	WSH 0 vs. DAL 3	Ed Belfour
Winnipeg	1/27/09	DAL 2 @ ATL 0	Marty Turco

2011-12 DALLAS STARS MEDIA GUIDE

STARS ADMINISTRATION/COACHING TENURES

TEAM OWNERS

1967 – 1976:	W. John Driscoll*
1976 – 1978:	Walter Bush*
1978 – 1990:	George Gund III, Gordon Gund
1990 – 1996:	Norman N. Green
1996 – Present:	Thomas O. Hicks
-	-
-	* Chairman, nine-member board of directors. Other members were: Harry G. McNeeley, Jr.; Robert J. McNulty; John G. Ordway, Jr.; William R. Rasmussen; Robert B. Ridder; Gordon H. Ritz; Wheelock Whitney

TEAM PRESIDENTS

1967 – 1976:	Walter Bush
1976 – 1978:	Gordon H. Ritz
1978 – 1988:	John Karr
1988 – 1990:	Lou Nanne
1990 – 1993:	Norman N. Green
1992 – 2002:	James R. Lites
2002:	Michael J. Cramer
2002 – 2007:	James R. Lites
2007 – 2010:	Jeff Cogan
2010 – 2011:	Tony Tavares

GENERAL MANAGERS

1967 – 1974:	Wren Blair
1974 – 1978:	Jeff Gordon
1978 – 1988:	Lou Nanne
1988 – 1990:	Jack Ferreira
1990 – 1992:	Bob Clarke
1992 – 2002:	Bob Gainey
2002 – 2007:	Doug Armstrong
2007 – 2009:	Brett Hull and Les Jackson
2009 – Present:	Joe Nieuwendyk

TEAM CAPTAINS

1967 – 1968:	Bob Woytowich
1968 – 1969:	Elmer Vasko
1969 – 1970:	Claude Larose
1970 – 1974:	Ted Harris
1974 – 1976:	Bill Goldsworthy
1976 – 1977:	Bill Hogaboam
1977 – 1978:	Nick Beverley
1978 – 1979:	J.P. Parise
1979 – 1981:	Paul Shmyr
1981 – 1982:	Tim Young
1982 – 1988:	Craig Hartsburg
1983 – 1984:	Brian Bellows*
1988 – 1989^:	Curt Fraser

2011-12 DALLAS STARS MEDIA GUIDE

-	Curt Giles
-	Bob Rouse
1989 – 1990^:	Stewart Gavin
-	Curt Giles
-	Basil McRae
1990 – 1991:	Curt Giles
1991 – 1994:	Mark Tinordi
1994 – 1995:	Neal Broten
1995 – 2003:	Derian Hatcher
2003 – 2006:	Mike Modano
2006 – Present:	Brenden Morrow
-	-
-	* Hartsburg was injured most of 1983-84 season
	^ Shared duties as captain for the season

COACHING TENURES

SEASON	COACH	DATES
1967-68	Wren Blair	6/6/67 – 11/4/68
1968-69	Wren Blair	-
-	John Muckler	11/4/68 – 1/19/68
1969-70	Wren Blair	1/19/69 – 12/28/69
-	Charlie Burns	12/28/69 – 4/70
1970-71	Jack Gordon	4/70 – 12/20/73
1971-72	Jack Gordon	-
1972-73	Jack Gordon	-
1973-74	Jack Gordon	-
-	Parker McDonald	12/20/73 – 4/74
1974-75	Jack Gordon	4/74 – 1/5/75
-	Charlie Burns	1/5/75 – 4/75
1975-76	Ted Harris	4/75 – 11/24/77
1976-77	Ted Harris	-
1977-78	Ted Harris	-
-	Andre Beaulieu	11/24/77 – 2/10/78
-	Lou Nanne	2/10/78 – 7/5/78
1978-79	Harry Howell	7/5/78 – 11/7/78
-	Glen Sonmor	11/7/78 – 1/15/82
1979-80	Glen Sonmor	-
1980-81	Glen Sonmor	-
1981-82	Glen Sonmor	-
-	Murray Oliver	1/15/82 – 1/22/82
1982-83	Glen Sonmor	1/22/82 – 1/13/83
-	Murray Oliver	1/13/83 – 6/3/83
1983-84	Bill Mahoney	6/3/83 – 11/8/84
1984-85	Bill Mahoney	-
-	Glen Sonmor	11/8/84 – 6/21/85
1985-86	Lorne Henning	6/21/85 – 3/31/87
1986-87	Lorne Henning	-
-	Glen Sonmor	3/31/87 – 4/23/87
1987-88	Herb Brooks	4/23/87 – 7/6/88

2011-12 DALLAS STARS MEDIA GUIDE

1988-89	Pierre Page	7/6/88 – 5/4/90
1989-90	Pierre Page	-
1990-91	Bob Gainey	6/19/90 – 1/8/96
1991-92	Bob Gainey	-
1992-93	Bob Gainey	-
1993-94	Bob Gainey	-
1994-95	Bob Gainey	-
1995-96	Bob Gainey	-
-	Ken Hitchcock	1/8/96 – 1/25/02
1996-97	Ken Hitchcock	-
1997-98	Ken Hitchcock	-
1998-99	Ken Hitchcock	-
1999-00	Ken Hitchcock	-
2000-01	Ken Hitchcock	-
2001-02	Ken Hitchcock	-
-	Rick Wilson	1/25/02 – 4/14/02
2002-03	Dave Tippett	5/16/02 – 6/11/09
2003-04	Dave Tippett	-
2004-05	Dave Tippett	-
2005-06	Dave Tippett	-
2006-07	Dave Tippett	-
2007-08	Dave Tippett	-
2008-09	Dave Tippett	-
2009-10	Marc Crawford	6/11/09 – 4/12/11
2010-11	Glen Gulutzan	6/14/11 - Present

2011-12 DALLAS STARS MEDIA GUIDE

STARS ALL-TIME COACHING RECORDS

Wren Blair

	REGULAR SEASON		PLAYOFFS	
TOTAL	42-65-34	.442	7-7	.500
1967-68	27-32-15	.466	7-7	.500
1968-69	12-20-9	.402	-	-
1969-70	9-13-10	.437	-	-

John Muckler

	REGULAR SEASON		PLAYOFFS	
1968-69	6-23-6	.257	-	-

Charlie Burns

	REGULAR SEASON		PLAYOFFS	
TOTAL	22-50-14	.337	2-4	.333
1969-70	10-22-12	.363	2-4	.333
1974-75	12-25-2	.309	-	-

Jack Gordon

	REGULAR SEASON		PLAYOFFS	
TOTAL	116-123-50	.488	11-14	.440
1970-71	28-34-16	.462	6-6	.500
1971-72	37-29-12	.551	3-4	.429
1972-73	37-30-11	.545	2-4	.333
1973-74	3-8-6	.353	-	-
1974-75	11-22-5	.355	-	-

Parker MacDonald

	REGULAR SEASON		PLAYOFFS	
1973-74	20-30-11	.418	-	-

Ted Harris

	REGULAR SEASON		PLAYOFFS	
TOTAL	48-104-27	.344	0-2	.000
1975-76	20-53-7	.294	-	-
1976-77	23-39-18	.400	0-2	.000
1977-78	5-12-2	.315	-	-

Andre Beaulieu

	REGULAR SEASON		PLAYOFFS	
1977-78	6-23-3	.234	-	-

Lou Nanne

	REGULAR SEASON		PLAYOFFS	
1977-78	7-18-4	.310	-	-

Harry Howell

2011-12 DALLAS STARS MEDIA GUIDE

	REGULAR SEASON		PLAYOFFS	
1978-79	3-6-2	.364	-	-
Glen Sonmor				
	REGULAR SEASON		PLAYOFFS	
TOTAL	174-161-82	.516	26-21	.533
1978-79	25-34-10	.435	-	-
1979-80	36-28-16	.550	8-7	.533
1980-81	35-28-17	.544	12-7	.632
1981-82	34-23-19	.572	1-3	.250
1982-83	22-12-9	.616	-	-
1984-85	22-35-10	.403	5-4	.555
1986-87	0-1-1	.250	-	-
Murray Oliver				
	REGULAR SEASON		PLAYOFFS	
TOTAL	21-12-8	.610	4-5	.444
1981-82	3-0-1	.875	-	-
1982-83	18-12-7	.581	4-5	.444
Bill Mahoney				
	REGULAR SEASON		PLAYOFFS	
TOTAL	42-39-12	.516	7-9	.438
1983-84	39-31-10	.550	7-9	.438
1984-85	3-8-2	.308	-	-
Lorne Henning				
	REGULAR SEASON		PLAYOFFS	
TOTAL	68-72-18	.487	2-3	.400
1985-86	38-33-9	.531	2-3	.400
1986-87	30-39-9	.442	-	-
Herb Brooks				
	REGULAR SEASON		PLAYOFFS	
1987-88	19-48-13	.319	-	-
Pierre Page				
	REGULAR SEASON		PLAYOFFS	
TOTAL	63-77-20	.456	5-12	.294
1988-89	27-37-16	.438	1-4	.200
1989-90	36-40-4	.475	4-8	.333
Bob Gainey				
	REGULAR SEASON		PLAYOFFS	
TOTAL	165-190-60	.470	23-21	.523
1990-91	27-39-14	.425	14-9	.609
1991-92	32-42-6	.438	3-4	.429
1992-93	36-38-10	.488	-	-
1993-94	42-29-13	.577	5-4	.556
1994-95	17-23-8	.438	1-4	.250

2011-12 DALLAS STARS MEDIA GUIDE

1995-96	11-19-9	.397	-	-
Ken Hitchcock				
	REGULAR SEASON		PLAYOFFS	
TOTAL	277-160-67	.616	47-33	.588
1995-96	15-23-5	.407	-	-
1996-97	48-26-8	.634	3-4	.429
1997-98	49-22-11	.665	10-7	.588
1998-99	51-19-12	.695	16-7	.696
1999-00	43-29-10	.585	14-9	.609
2000-01	48-24-10	.646	4-6	.400
2001-02	23-17-10	.560	-	-

Rick Wilson

	REGULAR SEASON		PLAYOFFS	
2001-02	13-11-8	.531	-	-

Dave Tippett

	REGULAR SEASON		PLAYOFFS	
TOTAL	271-156-65	.617	21-26	.447
2002-03	46-17-19	.677	6-6	.500
2003-04	41-26-15	.591	1-4	.200
2004-05	-	-	-	-
2005-06	53-23-6	.683	1-4	.200
2006-07	50-25-7	.652	3-4	.429
2007-08	45-30-7	.591	10-8	.556
2008-09	36-35-11	.506	-	-

Marc Crawford

	REGULAR SEASON		PLAYOFFS	
TOTAL	79-60-25	.558	-	-
2009-10	37-31-14	.537	-	-
2010-11	42-29-11	.579	-	-

2011-12 DALLAS STARS MEDIA GUIDE

LONGEST SCORING STREAKS

PLAYER	GAMES	DATES	GOAL IN STREAK
Brian Bellows	10 games	3/12/90 – 3/31/90	12 goals
Bill Goldsworthy	7 games	2/6/71 – 2/17/71	9 goals
Neal Broten	7 games	1/23/82 – 2/4/82	7 goals
Dave Gagner	7 games	12/26/93 – 1/7/93	7 goals
Jamie Benn	6 games	3/1/11 – 3/11/11	6 goals
Bill Goldsworthy	6 games	1/21/71 – 1/31/71	6 goals
Danny Grant	6 games	11/3/73 – 11/17/73	9 goals
Tim Young	6 games	3/19/80 – 3/30/80	6 goals
Dirk Graham	6 games	3/16/85 – 3/26/85	6 goals
Mike Modano	6 games	2/29/92 – 3/10/92	7 goals
Mike Modano	6 games	1/21/97 – 1/31/97	7 goals
Mike Modano	6 games	12/2/01 – 12/15/01	7 goals
Mike Modano	6 games	1/2/02 – 1/13/02	9 goals
Jere Lehtinen	6 games	12/7/05 – 12/19/05	7 goals

2011-12 DALLAS STARS MEDIA GUIDE

ALL-TIME ROSTER

	SEASONS	REGULAR SEASON					PLAYOFFS				
		GP	G	A	PTS	PIM	GP	G	A	PTS	PIM
ACTON, KEITH, 83-88	5	343	87	148	235	380	29	8	14	22	24
ADAM, GREG	4	177	60	57	117	68	20	4	3	7	0
AHRENS, CHRIS, 72-77	6	52	0	3	3	84	1	0	0	0	0
ALDRIDGE, KEITH, 99-00	1	4	0	0	0	0	-	-	-	-	-
ANDERSSON, KENT-ERIK, 77-82	5	322	59	68	127	56	36	4	10	14	4
ANTONOVICH, MIKE, 75-76,81-82	2	14	0	2	2	8	-	-	-	-	-
ARCHIBALD, DAVE, 87-90	3	162	28	44	72	46	5	0	1	1	0
ARCHIBALD, JIM, 84-87	3	16	1	2	3	45	-	-	-	-	-
ARNOTT, JASON, 01-06	4	236	79	105	184	225	21	4	6	10	12
ASHTON, BRENT, 83-85	2	97	11	17	28	69	12	1	2	3	22
AUDETTE, DONALD, 01-02	1	20	4	8	12	12	-	-	-	-	-
AVERY, SEAN, 08-09	1	23	3	7	10	77	-	-	-	-	-
BABE, WARREN, 87-89, 90-91	3	21	2	5	7	23	2	0	0	0	0
BABY, JOHN	1	1	0	1	1	2	-	-	-	-	-
BALDERIS, HELMUT, 89-90	1	26	3	6	9	2	-	-	-	-	-
BALON, DAVE, 67-68	1	73	15	32	47	84	14	4	9	13	14
BARBER, DON, 88-91	3	74	23	24	47	44	11	4	4	8	10
BARCH, KRYS, 06-11	5	253	10	16	26	555	3	0	0	0	2
BARLOW, BOB, 69-71	2	77	16	17	33	10	6	2	2	4	6
BARNABY, MATHEW, 06-07	1	39	1	6	7	127	-	-	-	-	-
BARNES, STU, 02-08	5	329	53	67	120	136	38	6	8	14	6
BARR, DAVE, 93-94	1	20	2	5	7	21	3	0	1	1	4
BARRAULT, DOUG, 92-93	1	2	0	0	0	2	-	-	-	-	-
BARRETT, FRED, 70-83	12	730	23	123	146	663	44	0	2	2	60
BARRETT, JOHN, 87-88	1	1	0	1	1	2	-	-	-	-	-
BASSEN, BOB, 95-98	3	117	8	12	20	113	24	4	1	5	16
BAUMGARTNER, NOLAN, 06-07	1	7	0	2	2	0	-	-	-	-	-
BEAUDIN, NORM, 70-71	1	12	0	1	1	0	-	-	-	-	-
BEGIN, STEVE, 08-09	1	20	1	1	2	15	-	-	-	-	-
BELLOWS, BRIAN, 82-92	10	753	342	380	722	537	81	34	49	83	111
BENN, JAMIE, 09-11	2	151	44	53	97	97	-	-	-	-	-
BENNETT, HARVEY, 77-78	1	64	11	10	21	91	-	-	-	-	-
BEREZAN, PERRY, 88-91	3	132	15	22	37	65	11	2	2	4	4
BERGER, MIKE, 87-89	2	30	3	1	4	67	-	-	-	-	-
BERGLOFF, BOB, 82-83	1	2	0	0	0	5	-	-	-	-	-
BERGLUND, BO, 84-86	2	36	8	9	23	10	2	0	0	0	2
BERGMAN, GARY, 73-76	1	57	3	23	26	66	-	-	-	-	-
BERRY, BRAD, 91-94	3	78	0	3	3	127	2	0	0	0	2
BEVERLEY, NICK, 76-78	2	109	9	31	40	24	-	-	-	-	-
BIALOWAS, DWIGHT, 74-77	3	116	8	37	45	24	-	-	-	-	-
BIGGS, DON, 84-85	1	1	0	0	0	0	-	-	-	-	-
BJUGSTAD, SCOTT, 83-88	5	222	68	58	126	116	5	0	1	1	0
BLACK, JAMES, 92-94	2	23	4	4	8	6	-	-	-	-	-
BLACKBURN, DON, 72-73	1	4	0	0	0	4	-	-	-	-	-
BOH, RICK, 87-88	1	8	2	1	3	4	-	-	-	-	-
BOIVIN, LEO, 68-70	2	97	4	18	22	46	3	0	0	0	0
BOO, JIM, 77-78	1	6	0	0	0	22	-	-	-	-	-
BORSCHEVSKY, NIKOLAI, 95-96	1	12	1	3	4	6	-	-	-	-	-
BOTTERILL, JASON, 97-99	2	21	0	0	0	42	-	-	-	-	-
BOUCHA, HENRY, 74-75	1	51	15	14	29	23	-	-	-	-	-
BOUCHARD, JOEL, 99-00	1	2	0	0	0	2	-	-	-	-	-
BOUCHER, PHILIPPE, 02-09	6	346	52	110	162	380	31	2	4	6	29
BOUCH, TYLER, 00-01	1	48	2	5	7	29	1	0	0	0	0
BOUDRIAS, ANDRE, 67-69	2	127	22	44	66	48	14	3	6	9	8
BOUTILIER, PAUL, 86-87	1	10	2	4	6	8	-	-	-	-	-
BOYER, ZAC, 94-96	2	3	0	0	0	0	2	0	0	0	0
BRADY, NEIL, 93-94	1	5	0	1	1	21	-	-	-	-	-
BRASAR, PER-OLOV, 77-80	3	167	27	79	106	12	-	-	-	-	-
BROOKE, BOB, 86-90	4	137	26	51	77	276	5	3	0	3	2

2011-12 DALLAS STARS MEDIA GUIDE

	REGULAR SEASON						PLAYOFFS				
	SEA	GP	G	A	PTS	PIM	GP	G	A	PTS	PIM
BROTEN, AARON, 89-90	1	35	9	9	18	22	7	0	5	5	8
BROTEN, NEAL, 80-95, 96-97	16	992	274	593	867	537	115	28	51	79	71
BROTEN, PAUL, 93-95	2	111	19	21	40	66	14	2	3	5	4
BROWN, ROB, 93-94	1	1	0	0	0	0	-	-	-	-	-
BRUMWELL, MURRAY, 80-82	2	22	0	3	3	18	2	0	0	0	0
BRUNET, BENOIT, 01-02	1	32	4	9	13	8	-	-	-	-	-
BRUNNSTROM, FABIAN, 08-10	2	99	19	21	40	18	-	-	-	-	-
BURE, VALERI, 03-04	1	13	2	5	7	6	5	0	3	3	0
BUREAU, MARC, 90-93	3	118	16	31	47	165	28	3	2	5	34
BURISH, ADAM, 10-11	1	63	8	6	14	91	-	-	-	-	-
BURNS, CHARLIE, 69-73	4	268	27	53	80	60	31	5	4	9	4
BUTTERS, BILL, 77-79	2	72	1	4	5	77	-	-	-	-	-
BUZEK, PETR, 97-99	2	4	0	0	0	4	-	-	-	-	-
BYERS, JERRY, 72-74	2	24	0	2	2	6	-	-	-	-	-
CAFFERY, TERRY, 70-71	1	8	0	0	0	0	1	0	0	0	0
CAMERON, CRAIG, 71-72, 74-76	3	182	20	18	38	57	5	0	1	1	2
CARBONNEAU, GUY, 95-00	5	364	34	66	100	181	63	7	10	17	30
CARLSON, JACK, 78-79, 80-82, 86-87	4	124	18	6	24	264	16	1	2	3	65
CAUFIELD, JAY, 87-88	1	1	0	0	0	0	-	-	-	-	-
CAVALLINI, PAUL, 93-96	3	126	12	44	56	116	14	1	10	11	10
CHAMBERS, SHAWN, 87-91, 97-00	7	320	19	78	97	254	64	2	15	17	64
CHARLEBOIS, BOB, 67-68	1	7	1	0	1	0	-	-	-	-	-
CHERNOFF, MIKE, 68-69	1	1	0	0	0	0	-	-	-	-	-
CHICOINE, DANNY, 78-80	2	25	1	2	3	12	1	0	0	0	0
CHINNICK, RICK, 73-75	2	4	0	2	2	0	1	0	0	0	0
CHISHOLM, COLIN, 86-87	1	1	0	0	0	0	-	-	-	-	-
CHRISTIE, RYAN, 99-00	1	5	0	0	0	0	-	-	-	-	-
CHRISTOFF, STEVE, 79-82	3	145	60	50	110	91	34	16	12	28	52
CHURLA, SHANE, 88-96	8	366	24	36	60	1883	43	3	4	7	189
CICCARELLI, DINO, 80-89	9	602	332	319	651	642	62	28	23	51	79
CICCONI, ENRICO, 91-93	2	42	0	1	1	163	-	-	-	-	-
COLLEY, TOM, 74-75	1	1	0	0	0	2	-	-	-	-	-
COLLINS, BILL, 67-70	3	220	47	30	77	113	16	2	5	7	12
CONNELLY, WAYNE, 67-69	2	129	49	37	86	51	14	8	3	11	2
CONNER, CHRIS, 06-09	3	71	7	14	21	20	1	0	0	0	0
CONTINI, JOE, 80-81	1	1	0	0	0	0	-	-	-	-	-
COOK, BOB, 74-75	1	2	0	1	1	0	-	-	-	-	-
CORSON, SHAYNE, 03-04	1	17	5	5	10	29	5	0	1	1	12
COTE, PATRICK, 95-98	3	8	0	0	0	47	-	-	-	-	-
COTE, SYLVAIN, 99-00	1	28	2	8	10	14	23	2	1	3	8
COULIS, TIM, 83-86	3	28	3	3	6	111	3	1	0	1	2
COURTNALL, RUSS, 92-95	3	200	66	110	176	121	9	1	8	9	0
CRAIG, MIKE, 90-94	4	248	51	67	118	432	18	2	1	3	29
CRESSMAN, DAVE, 74-76	2	85	6	8	14	37	-	-	-	-	-
CROMBEEN, BJ, 07-09	2	23	1	6	7	65	5	0	0	0	0
CULLEN, RAY, 67-70	3	208	71	91	162	70	20	3	10	13	2
DAHLEN, ULF, 89-94, 02-03	6	369	130	149	279	46	40	4	16	20	8
DAHLQUIST, CHRIS, 90-92	2	116	3	19	22	101	30	1	6	7	26
DALEY, TREVOR, 03-11	7	498	34	96	130	381	29	2	0	2	24
DEAN, KEVIN, 99-00	1	14	0	0	0	10	-	-	-	-	-
DEPALMA, LARRY, 85-89, 90-91	5	121	18	14	32	362	-	-	-	-	-
DIDUCK, GERALD, 00-01	1	14	0	0	0	18	-	-	-	-	-
DIMAIO, ROB, 01-05	3	199	25	30	55	153	17	1	5	6	12
DINEEN, GARY, 68-69	1	4	0	1	1	0	-	-	-	-	-
DINEEN, GORD, 87-89	2	15	1	2	3	23	-	-	-	-	-
DOBSON, JIM, 79-82	3	8	0	0	0	4	-	-	-	-	-
DONATELLI, CLARK	1	25	3	3	6	17	-	-	-	-	-
DONATO, TED, 00-01	1	65	8	17	25	26	8	0	1	1	0
DONNELLY, GORD, 93-95	2	34	1	1	2	118	-	-	-	-	-
DONNELLY, MIKE, 94-96	2	59	13	19	32	39	5	0	1	1	6
DOUGLAS, JORDY, 82-84	2	82	16	18	34	40	5	0	0	0	2
DOURIS, PETER, 97-98	1	1	0	0	0	0	-	-	-	-	-

2011-12 DALLAS STARS MEDIA GUIDE

	REGULAR SEASON						PLAYOFFS				
	SEA	GP	G	A	PTS	PIM	GP	G	A	PTS	PIM
DOWNEY, AARON, 02-05	2	80	2	2	4	146	-	-	-	-	-
DROUIN, JUDE, 70-75	5	319	79	183	262	187	25	10	14	24	16
DUCHESNE, GAETAN, 89-93	4	297	45	45	90	185	37	3	3	6	46
DUGGAN, KEN, 87-88	1	1	0	0	0	0	-	-	-	-	-
DUNLOP, BLAKE, 73-77	4	100	18	30	48	18	-	-	-	-	-
EAVES, MIKE, 78-83	5	207	55	78	133	50	24	2	5	7	4
EKLUND, PELLE, 93-94	1	5	2	1	3	2	9	0	3	3	4
ELIK, TODD, 91-93	2	108	27	50	77	173	5	1	1	2	2
ENGELEE, JERRY, 75-78	3	100	2	13	15	162	2	0	1	1	0
ERICKSON, GRANT, 69-70	1	4	0	0	0	0	-	-	-	-	-
ERIKSSON, LOUI, 06-11	5	371	112	145	257	94	22	4	5	9	8
ERIKSSON, ROLAND, 76-78	2	158	46	83	129	22	3	1	0	1	0
ERREY, BOB, 97-98	1	59	2	9	11	46	-	-	-	-	-
ERSKINE, JOHN, 01-06	4	107	2	2	4	237	-	-	-	-	-
EVANS, KEVIN, 88-89	1	4	0	0	0	14	-	-	-	-	-
EVASON, DEAN, 93-95	2	127	19	40	59	114	14	1	4	5	24
FAIRBAIRN, BILL, 76-78	2	57	9	21	30	2	2	0	1	1	0
FAIRCHILD, KELLY, 98-99	1	1	0	0	0	0	-	-	-	-	-
FEATHERSTONE, TONY, 73-74	1	54	9	12	21	4	-	-	-	-	-
FEDORUK, TODD, 07-08	1	11	0	2	2	33	-	-	-	-	-
FEDYK, BRENT, 95-96	1	41	10	9	19	30	-	-	-	-	-
FERGUSON, GEORGE, 82-84	2	128	14	22	36	33	22	2	3	5	6
FIDLER, MIKE, 78-81	3	103	33	42	75	61	-	-	-	-	-
FISTRIC, MARK, 07-11	4	197	3	18	21	179	9	0	0	0	6
FITZPATRICK, SANDY, 67-68	1	18	3	6	9	6	12	0	0	0	0
FLESCHE, JOHN, 74-76	2	90	11	17	28	94	-	-	-	-	-
FLOCKHART, ROB, 79-81	2	12	1	3	4	2	1	1	0	1	2
FONTAS, JON, 78-81	2	2	0	0	0	0	-	-	-	-	-
FORTUNUS, MAXIME, 09-10	1	8	0	0	0	4	-	-	-	-	-
FRASER, CURT, 87-90	3	53	7	6	13	118	-	-	-	-	-
FRASER, IAIN, 94-95	1	4	0	0	0	0	-	-	-	-	-
FRIEST, RON, 80-83	3	64	7	7	14	191	6	1	0	1	7
GAETZ, LINK, 88-90	2	17	0	2	2	86	-	-	-	-	-
GAGNER, DAVE, 87-96	9	609	247	287	534	746	51	22	24	46	58
GAGNON, AARON, 09-11	3	21	0	2	2	0	-	-	-	-	-
GAINNEY, STEVE, 00-02, 03-04	3	13	0	1	1	14	-	-	-	-	-
GALLIMORE, JAMIE, 77-78	1	2	0	0	0	0	-	-	-	-	-
GAMBUCCI, GARY, 71-72, 73-74	2	51	2	7	9	9	-	-	-	-	-
GARTNER, MIKE, 88-90	2	80	41	43	84	34	5	0	0	0	6
GAVEY, AARON, 98-00	2	48	7	6	13	83	13	1	2	3	10
GAVIN, STEWART, 88-93	5	289	39	47	86	232	40	6	13	19	48
GELDART, GARY, 70-71	1	4	0	0	0	5	-	-	-	-	-
GIBBS, BARRY, 69-75	6	375	35	121	156	600	30	3	2	5	63
GILCHRIST, BRENT, 92-97, 01-02	6	286	58	66	124	115	20	5	4	9	6
GILES, CURT, 79-91	12	760	40	177	217	625	92	5	15	20	110
GLYNN, BRIAN, 90-91	2	103	19	23	33	107	23	2	6	8	18
GOEGAN, PETE, 67-68	1	46	1	2	3	30	-	-	-	-	-
GOLDSWORTHY, BILL, 67-77	10	670	267	239	506	711	40	18	19	37	30
GOLIGOSKI, ALEX, 10-11	1	23	5	10	15	12	-	-	-	-	-
GOTAAS, STEVE, 88-89, 90-91	2	13	1	3	4	8	3	0	1	1	5
GRAHAM, DIRK, 83-88	5	226	67	79	146	291	15	3	5	8	11
GRANT, DANNY, 68-74	6	463	176	177	353	161	31	10	9	19	12
GRATTON, NORM, 74-76	2	66	21	15	36	22	-	-	-	-	-
GRONSTRAND, JARI, 86-87	1	47	1	6	7	27	-	-	-	-	-
GROSSMAN, NICKLAS, 06-11	5	281	3	33	36	144	18	1	1	2	6
GUERIN, BILL, 02-06	3	216	72	87	159	337	14	3	2	5	8
GUSEV, SERGEY, 97-99	2	31	1	4	5	8	-	-	-	-	-
HABSCHEID, MARC, 85-89	4	113	31	45	76	48	7	1	3	4	13
HAGMAN, NIKLAS, 05-08	3	218	50	35	85	101	30	4	3	7	28
HAKANSSON, ANDERS, 81-83	2	77	12	4	16	38	3	0	0	0	2
HALL, MURRAY, 67-68	1	17	2	1	3	10	-	-	-	-	-
HALLIN, MATS, 85-87	2	44	3	2	5	90	1	0	0	0	0

2011-12 DALLAS STARS MEDIA GUIDE

	REGULAR SEASON						PLAYOFFS				
	SEA	GP	G	A	PTS	PIM	GP	G	A	PTS	PIM
HALPERN, JEFF, 06-08	2	140	18	31	49	118	7	2	1	3	4
HAMPSON, TED, 70-72	2	96	9	20	29	10	18	3	4	7	0
HANSON, DAVE, 79-80	1	22	1	1	2	39	-	-	-	-	-
HARDY, MARK, 88-89	1	15	2	4	6	26	-	-	-	-	-
HARRIS, DUKE, 67-68	1	22	1	4	5	4	-	-	-	-	-
HARRIS, TED, 70-74	4	246	11	52	63	294	24	0	6	6	68
HARTSBURG, CRAIG, 79-89	10	570	98	315	413	818	61	15	27	42	70
HARVEY, BUSTER, 70-74	4	199	49	59	108	66	14	0	2	2	8
HARVEY, TODD, 94-98	4	239	38	61	99	449	12	0	1	1	18
HATCHER, DERIAN, 91-03	12	827	71	223	294	1380	100	6	21	27	183
HATCHER, KEVIN, 94-96	2	121	25	45	70	124	5	2	1	3	2
HAWGOOD, GREG, 01-02	1	2	0	0	0	2	-	-	-	-	-
HAYEK, PETER, 81-82	1	1	0	0	0	0	-	-	-	-	-
HEINDL, BILL, 70-72	2	14	1	1	2	0	-	-	-	-	-
HELENIUS, SAMI, 0-03	3	101	1	2	3	163	1	0	0	0	0
HELMINEN, RAINO, 86-87	1	6	0	1	1	0	-	-	-	-	-
HENDERSON, ARCHIE, 81-82	1	1	0	0	0	0	-	-	-	-	-
HEXTALL, BRYAN, 75-76	1	58	8	20	28	84	-	-	-	-	-
HEXTALL, DENNIS, 71-76	5	328	84	216	300	567	13	2	2	4	35
HICKE, ERNIE, 74-77	3	199	68	52	120	169	2	1	0	1	0
HICKS, DOUG, 74-78	4	300	18	48	66	224	2	0	0	0	7
HILLMAN, LARRY, 68-69	1	12	1	5	6	0	-	-	-	-	-
HILLMAN, WAYNE, 68-69	1	50	0	8	8	32	-	-	-	-	-
HIRSCH, TOM, 83-85, 87-88	3	31	1	7	8	30	12	0	0	0	6
HODGE, KEN, 88-89	1	5	1	1	2	0	-	-	-	-	-
HAGABOAM, BILL, 75-79	4	109	19	25	44	26	2	0	0	0	0
HOGUE, BENOIT, 95-98, 98-99, 00-02	6	238	39	73	112	179	45	7	6	13	44
HOLBROOK, TERRY, 72-74	2	43	3	6	9	4	6	0	0	0	0
HOLMGREN, PAUL, 83-85	2	27	6	8	14	84	15	0	1	1	14
HORVATH, BRONCO, 67-68	1	14	1	6	7	4	-	-	-	-	-
HOSPODAR, ED, 85-86	1	43	0	2	2	91	2	0	0	0	0
HOUCK, PAUL, 85-88	3	16	1	2	3	2	-	-	-	-	-
HRKAC, TONY, 97-98, 98-99	2	82	18	17	35	26	5	0	2	2	4
HUARD, BILL, 95-97	2	91	11	12	23	281	-	-	-	-	-
HULL BRETT, 98-01	3	218	95	101	196	91	55	21	25	46	14
HUTCHINSON, ANDREW, 08-09	1	38	2	3	5	12	-	-	-	-	-
JACKMAN, RICHARD	2	38	1	2	3	24	-	-	-	-	-
JACKSON, DON, 77-81	4	27	0	7	7	41	1	0	0	0	0
JANCEVSKI, DAN, 05-06, 07-09	3	7	0	0	0	0	-	-	-	-	-
JANIK, DOUG, 08-09	1	13	0	1	1	2	-	-	-	-	-
JANSSENS, MARK, 91-92	1	3	0	0	0	6	1	0	0	0	0
JARRY, PIERRE, 75-78	3	115	38	48	86	36	-	-	-	-	-
JARVIS, WES, 83-83	1	3	0	0	0	2	-	-	-	-	-
JENSEN, DAVID, 83-86	3	18	0	2	2	11	-	-	-	-	-
JENSEN, STEVE, 75-78	3	171	42	46	88	141	2	0	1	1	0
JERRARD, PAUL, 88-89	1	5	0	0	0	4	-	-	-	-	-
JOHNS, DON, 67-68	1	4	0	0	0	6	-	-	-	-	-
JOHNSON, JIM, 90-94	4	247	8	46	54	358	21	1	4	5	70
JOHNSON, MARK, 81-82	1	10	2	2	4	10	4	2	0	2	0
JOHNSTON, JOEY, 68-69	1	12	1	0	1	6	-	-	-	-	-
JOHNSTON, MARSHALL, 67-71	4	49	0	5	5	16	6	0	0	0	2
JOKINEN, JUSSI, 05-08	3	215	45	86	131	62	9	2	2	4	0
JOYCE, DUANE, 93-94	1	3	0	0	0	0	-	-	-	-	-
KAMENSKY, VALERI, 01-02	1	24	3	6	9	2	-	-	-	-	-
KAMINSKI, KEVIN, 88-89	1	1	0	0	0	0	-	-	-	-	-
KAPANEN, NIKO, 01-06	4	239	20	56	76	98	18	5	4	9	22
KEANE, MIKE, 97-01	4	242	31	61	92	143	73	14	12	26	24
KECZMER, DAN, 90-91, 96-99	4	61	1	5	6	60	2	0	0	0	2
KENNEDY, MIKE, 94-97, 97-98	4	131	16	35	51	96	5	0	0	0	9
KESA, DAN, 95-96	1	3	0	0	0	0	-	-	-	-	-
KESLING, UDO, 81-82	1	1	0	0	0	2	-	-	-	-	-
KLATT, TRENT, 91-96	5	178	34	57	91	117	20	3	1	4	6

2011-12 DALLAS STARS MEDIA GUIDE

	REGULAR SEASON						PLAYOFFS				
	SEA	GP	G	A	PTS	PIM	GP	G	A	PTS	PIM
KLEMM, JON, 03-07	3	172	7	13	20	108	6	1	0	1	2
KOLSTAD, DEAN, 88-89, 90-91	2	30	1	5	6	57	-	-	-	-	-
LABELLE, MARC, 96-97	1	9	0	0	0	46	-	-	-	-	-
LABOSSIERE, GORDIE, 70-72	2	38	10	7	17	4	3	0	0	0	0
LAIRD, ROBBIE, 79-80	1	1	0	0	0	0	-	-	-	-	-
LALOR, MIKE, 93-97	4	142	2	4	6	88	8	0	0	0	8
LANGENBRUNNER, JAMIE, 94-02, 10-11	9	471	95	158	253	390	69	15	21	36	68
LANGEVIN, DAVE, 85-86	1	80	0	8	8	58	5	0	1	1	9
LANGLAIS, ALAIN, 73-75	2	25	4	4	8	10	-	-	-	-	-
LAPPIN, PETER, 89-90	1	6	0	0	0	02	-	-	-	-	-
LAROSE, CLAUDE	2	142	49	60	109	215	6	1	1	2	25
LARSEN, PHILIP, 09-11	2	8	0	3	3	0	-	-	-	-	-
LARSON, REED, 88-89	1	11	0	9	9	18	3	0	0	0	4
LAWRENCE, MARK, 94-96	2	15	0	1	1	17	-	-	-	-	-
LAWSON, DANNY, 68-71	3	96	13	16	29	25	16	0	1	1	2
LAWTON, BRIAN, 83-88	5	303	71	91	162	250	8	0	1	1	12
LEDYARD, GRANT, 93-97, 00-01	5	270	20	85	105	147	28	1	5	6	126
LEEB, GREG, 00-01	1	2	0	0	0	0	-	-	-	-	-
LEHTINEN, JERE, 95-10	14	875	243	271	514	210	108	27	22	49	12
LEITER, KEN, 89-90	1	4	0	0	0	0	-	-	-	-	-
LEMIEUX, CLAUDE, 02-03	1	32	2	4	6	14	7	0	1	1	10
LESSARD, JUNIOR, 05-07	3	8	2	0	2	14	-	-	-	-	-
LETANG, ALAN, 99-00	1	8	0	0	0	2	-	-	-	-	-
LEVIE, CRAIG, 83-84, 85-86	2	51	8	15	23	53	15	2	3	5	32
LIDSTER, DOUG, 98-99	1	17	0	0	0	10	4	0	0	0	2
LINK, JUHA, 97-98, 99-00	2	73	5	7	12	12	15	2	2	4	8
LINDGREN, LARS, 83-84	1	59	2	14	16	33	15	2	0	2	6
LINDGREN, PERTTU, 09-10	1	1	0	0	0	0	-	-	-	-	-
LINDROS, ERIC, 06-07	1	49	5	21	26	70	3	0	0	0	4
LUDWIG, CRAIG, 91-99	8	584	11	65	76	741	67	1	12	13	89
LUHNING, WARREN, 99-00	1	10	0	0	0	13	-	-	-	-	-
LUKOWICH, BRAD, 97-02, 10-11	6	229	9	20	29	187	18	1	1	2	8
LUMME, JYRKI, 01-02	1	15	0	1	1	4	-	-	-	-	-
LUNDE, LEN, 67-68	1	7	0	1	1	0	-	-	-	-	-
LUNDQVIST, JOEL, 06-09	3	134	7	19	26	56	25	4	5	9	14
LYASHENKO, ROMAN, 99-02	3	122	12	9	21	55	17	2	1	3	0
MAC ADAM, AL, 78-84	6	459	138	202	340	268	63	20	24	44	21
PARKER, MAC DONALD, 67-69	2	104	21	32	53	22	14	4	5	9	2
MAC DOUGALL, KIM, 74-75	1	0	0	0	0	0	-	-	-	-	-
MACKENZIE, BARRIE, 68-69	1	6	0	1	1	6	-	-	-	-	-
MACKEY, DAVE, 89-90	1	16	2	0	2	28	-	-	-	-	-
MAC LEAN, JOHN, 00-02	2	48	7	5	12	34	10	2	1	3	6
MAC LELLAN, BRIAN, 86-89	3	211	64	86	150	247	-	-	-	-	-
MAC LEOD, PAT, 90-91, 95-96	2	3	0	1	1	0	-	-	-	-	-
MAC MILLAN, JEFF, 03-04	1	4	0	0	0	0	-	-	-	-	-
MAGEE, DEAN, 77-78	1	7	0	0	0	4	-	-	-	-	-
MAKAROV, SERGEI, 96-97	1	4	0	0	0	0	-	-	-	-	-
MALHOTRA, MANNY, 01-04	3	84	4	7	11	51	5	1	0	1	0
MALTAIS, STEVE, 91-92	1	12	1	2	3	2	-	-	-	-	-
MANDICH, DAN, 82-86	4	111	5	11	16	303	7	0	0	0	2
MANERY, KRIS, 78-80	2	88	20	23	43	32	-	-	-	-	-
MANSON, DAVE, 99-00, 01-02	2	60	1	3	4	45	23	0	0	0	33
MANTHA, MOE, 87-89	2	46	10	19	29	14	-	-	-	-	-
MARCETTA, MILAN, 67-69	2	54	7	15	22	10	14	7	7	14	4
MARKELL, JOHN, 84-85	1	1	0	0	0	0	-	-	-	-	-
MAROIS, DANIEL, 95-96	1	3	0	0	0	2	-	-	-	-	-
MARSHALL, GRANT, 94-01	7	402	52	82	134	492	59	0	8	8	79
MARTIN, TERRY, 84-85	1	7	1	1	2	0	-	-	-	-	-
MARTIN, TOM, 88-89	1	4	1	1	2	4	-	-	-	-	-
MARTINEAU, DON, 74-75	1	76	6	9	15	61	-	-	-	-	-
MARTINSON, STEVE, 91-92	1	1	0	0	0	9	-	-	-	-	-
MARUK, DENNIS, 78-79, 83-89	7	309	80	156	236	234	30	13	21	34	24

2011-12 DALLAS STARS MEDIA GUIDE

	REGULAR SEASON						PLAYOFFS				
	SEA	GP	G	A	PTS	PIM	GP	G	A	PTS	PIM
MASTERTON, BILL, 67-68	1	38	4	8	12	4	-	-	-	-	-
MATVICHUCK, RICHARD, 92-04	12	733	38	129	167	584	107	5	19	24	114
MAXWELL, BRAD, 77-85, 86-87	9	471	82	217	299	1031	58	10	39	49	131
MAXWELL, BRYAN, 77-79	2	43	3	11	14	87	-	-	-	-	-
MAXWELL, KEVIN, 80-82	2	18	1	7	8	15	16	3	4	7	24
MAY, ALAN, 93-95	2	35	2	1	3	124	1	0	0	0	0
MC CARTHY, TOM, 79-86	7	385	146	187	333	293	51	8	21	29	45
MC CASKILL, TED, 67-68	1	4	0	2	2	0	-	-	-	-	-
MC CORD, BOB, 67-69	2	139	7	26	33	109	14	2	5	7	10
MC ELMURY, JIM, 72-73	1	7	0	1	1	2	-	-	-	-	-
MC HUGH, MIKE, 88-91	3	12	0	0	0	2	-	-	-	-	-
MC INTOSH, BRUCE, 72-73	1	2	0	0	0	0	-	-	-	-	-
MC KAY, RANDY, 01-02	1	14	1	4	5	7	-	-	-	-	-
MC KECHNIE, WALT, 67-71	4	112	9	13	22	77	9	3	2	5	0
MC KEGNEY, TONY, 84-87	3	108	28	41	69	68	14	10	7	17	22
MC KENNY, JIM, 78-79	1	10	1	1	2	2	-	-	-	-	-
MC KENZIE, JIM, 93-94	1	34	2	3	5	63	-	-	-	-	-
MC MAHON, MIKE, 67-69	2	117	14	44	58	92	14	3	7	10	4
MC PHEE, MIKE, 92-94	2	163	38	37	75	80	9	2	1	3	2
MC RAE, BASIL, 87-92	5	323	32	58	90	1567	34	2	1	3	174
MEIGHAN, RON, 81-82	1	7	1	1	2	2	-	-	-	-	-
MEISSNER, BARRIE, 67-69	2	6	0	1	1	4	-	-	-	-	-
MELIN, ROGER, 80-82	2	3	0	0	0	0	-	-	-	-	-
MESSIER, MITCH, 87-91	4	20	0	2	2	11	-	-	-	-	-
MICHELETTI, PAT, 87-88	1	12	2	0	2	8	-	-	-	-	-
MIETTINEN, ANTTI, 03-08	4	238	38	53	91	118	24	2	3	5	10
MILLEN, COREY, 94-96	2	41	6	19	25	36	5	1	0	1	2
MILLER, KIP, 91-92	1	3	1	2	3	2	-	-	-	-	-
MISZUK, JOHN, 69-70	1	50	0	6	6	51	-	-	-	-	-
MITCHELL, JEFF, 97-98	1	7	0	0	0	7	-	-	-	-	-
MITCHELL, ROY, 92-93	1	3	0	0	0	0	-	-	-	-	-
MITCHELL, WILLIE, 05-06	1	16	0	2	2	26	5	0	0	0	2
MODANO, MIKE, 88-10	21	1459	557	802	1359	918	174	58	87	145	128
MODRY, JAROSLAV, 06-07	1	57	1	9	10	32	-	-	-	-	-
MOHNS, DOUG, 70-73	3	162	12	48	60	148	25	4	7	11	37
MONTGOMERY, JIM, 01-03	2	9	0	2	2	0	-	-	-	-	-
MOORE, JAY, 89-90	1	5	0	0	0	16	-	-	-	-	-
MORGAN, GAVIN, 03-04	1	6	0	0	0	21	-	-	-	-	-
MORIN, TRAVIS, 10-11	3	0	0	0	0	0	-	-	-	-	-
MORRISON, BRENDAN, 08-09	1	19	6	3	9	16	-	-	-	-	-
MORROW, BRENDEN, 99-11	11	749	226	265	491	1088	78	17	25	42	100
MULLER, KIRK, 99-03	4	235	19	49	68	96	45	4	7	11	38
MULOIN, WAYNE, 70-71	1	7	0	0	0	0	7	0	0	0	2
MUNI, CRAIG, 97-98	1	40	1	1	2	25	5	0	0	0	4
MURPHY, LARRY, 88-91	3	121	18	75	93	94	12	1	4	5	3
MURRAY, CHRIS, 99-00	1	32	2	1	3	62	-	-	-	-	-
MUSIL, FRANTISEK, 86-91	5	271	14	46	60	547	9	1	1	2	1
NAGY, LADISLAV, 06-07	1	25	4	10	14	6	7	1	1	2	2
NANNE, LOU, 67-78	11	635	68	157	225	356	32	4	10	14	8
NANTAIS, RICHARD, 74-77	3	63	5	4	9	79	-	-	-	-	-
NAPIER, MARK, 83-85	2	97	23	46	69	19	12	3	2	5	0
NEAL, JAMES, 08-11	3	214	72	59	131	175	-	-	-	-	-
NEEDHAM, MIKE, 93-94	1	5	0	0	0	0	-	-	-	-	-
NEVIN, BOB, 71-73	2	138	20	32	85	6	7	1	1	2	0
NEUWENDYK, JOE, 95-02	7	442	178	162	340	188	61	25	15	40	47
NIINIMAA, JANNE, 05-06	1	22	2	4	6	24	4	0	1	1	8
NILSSON, KENT, 85-87	2	105	29	77	106	22	5	1	4	5	0
NISKANEN, MATT, 07-11	4	277	16	66	82	136	16	0	3	3	10
NORRISH, ROD, 73-75	2	21	3	3	6	2	-	-	-	-	-
NORSTROM, MATTIAS, 06-08	3	80	2	13	15	48	25	2	3	5	24
NUMMINEN, TEPPU, 03-04	1	62	3	14	17	18	4	0	1	1	0
NYROP, BILL, 81-82	1	42	4	8	12	35	2	0	0	0	0

2011-12 DALLAS STARS MEDIA GUIDE

	REGULAR SEASON						PLAYOFFS				
	SEA	GP	G	A	PTS	PIM	GP	G	A	PTS	PIM
O'BRIEN, DENNIS, 70-78	8	470	27	75	102	836	20	1	1	2	73
ODELEIN, LYLE, 02-03	1	3	0	0	0	6	2	0	0	0	0
OLIVER, DAVID, 02-06	3	45	7	8	15	14	7	0	0	0	2
OLIVER, MURAY, 70-75	5	371	83	118	201	62	25	7	14	21	6
ORBAN, BILL, 68-70	2	30	1	7	8	17	-	-	-	-	-
O'SHEA, DANNY, 68-71	3	208	39	70	109	186	6	1	0	1	8
OSIECKI, MARK, 92-93	1	5	0	0	0	5	-	-	-	-	-
OTT, STEVE, 02-11	8	492	74	107	181	1014	34	3	2	5	32
PALMER, BRAD, 80-82	2	95	26	27	53	40	22	8	5	13	16
PARADISE, BOB, 71-72	1	6	0	0	0	6	4	0	0	0	2
PARISE, J.P, 67-75, 78-79	9	588	154	242	396	509	45	11	13	24	49
PARRISH, MARK, 08-09	1	44	8	5	13	18	-	-	-	-	-
PASEK, DUSAN, 88-89	1	48	4	10	14	30	2	1	0	1	0
PATERA, PAVEL, 99-00	1	12	1	4	5	4	-	-	-	-	-
PAVELICH, MARK, 86-87	1	12	4	6	10	10	-	-	-	-	-
PAYNE, STEVE, 78-88	10	613	228	238	466	435	71	35	35	70	60
PEDERSEN, ALLEN, 91-92	1	29	0	1	1	10	-	-	-	-	-
PELLERIN, SCOTT, 01-03	2	53	4	8	12	23	-	-	-	-	-
PERROTT, NATHAN, 05-06	1	23	2	1	3	54	-	-	-	-	-
PETERS, WARREN, 09-10	1	11	1	0	1	2	-	-	-	-	-
PETERSEN, TOBY, 07-11	4	203	15	20	35	32	16	0	0	0	2
PETROVICKY, ROBERT, 95-96	1	5	1	1	2	0	-	-	-	-	-
PIRUS, ALEX, 76-79	3	155	30	26	56	94	2	0	1	1	2
PLAGER, BILL, 67-68, 73-76	4	60	0	5	5	61	12	0	2	2	8
PLANTE, DEREK, 98-00	2	26	3	4	7	6	6	1	0	1	4
PLETT, WILLI, 82-87	5	317	70	53	133	1137	39	10	12	22	201
POLAK, VOJTEK, 05-07	2	5	0	0	0	0	-	-	-	-	-
POLANIC, TOM, 69-70	1	16	0	2	2	53	5	1	1	2	4
POLICH, MIKE, 78-81	3	225	24	29	53	57	18	2	1	3	2
POTVIN, JEAN, 78-79	1	64	5	16	21	65	-	-	-	-	-
POULIN, DAN, 81-82	1	3	1	1	2	2	-	-	-	-	-
PRENTICE, DEAN, 71-74	3	168	48	46	94	40	13	4	0	4	16
PRICE, PAT, 87-88	1	14	0	2	2	20	-	-	-	-	-
PRONOVOST, ANDRE, 67-68	1	8	0	0	0	0	8	0	1	1	0
PROPP, BRIAN, 90-93	3	147	41	73	114	107	24	8	15	23	28
PRYOR, CHRIS, 84-88	4	62	1	4	5	67	-	-	-	-	-
PUSHOR, JAMIE, 99-00	1	62	0	8	8	53	5	0	0	0	5
QUINN, DAN, 92-93	1	11	0	4	4	6	-	-	-	-	-
RAMAGE, ROB, 91-92	1	34	4	5	9	69	-	-	-	-	-
REDMOND, DICK, 69-71	2	16	0	3	3	20	-	-	-	-	-
REID, DAVE, 96-99	3	220	31	43	74	40	35	3	11	14	20
REID, TOM, 68-78	10	615	17	106	123	617	33	1	13	14	47
ROGERS, JOHNNY, 73-75	2	14	2	4	6	0	-	-	-	-	-
ROMBOUGH, DOUG, 74-76	2	59	8	11	19	39	-	-	-	-	-
ROSSEAU, BOBBY, 70-71	1	63	4	20	24	12	12	2	6	8	0
ROUSE, BOB, 83-89	6	351	9	58	67	735	3	0	0	0	2
RUPP, DUANE, 68-69	1	29	2	1	3	8	-	-	-	-	-
ROY, STEPHANE, 87-88	1	12	1	0	1	0	-	-	-	-	-
RUCINKSY, MARTIN, 01-02	1	42	6	11	17	24	-	-	-	-	-
RUSKOWSKI, TERRY, 87-89	2	50	6	13	19	78	-	-	-	-	-
RIBEIRO, MIKE, 06-11	6	387	105	239	344	186	25	3	17	20	20
RICHARDS, BRAD, 07-11	4	220	70	157	227	44	18	3	12	15	8
RICHARDS, TRAVIS, 94-96	2	3	0	0	0	2	-	-	-	-	-
RICHTER, DAVE, 81-86	5	120	4	14	18	397	17	1	0	1	59
ROBERTS, GORDIE, 80-88	8	555	33	224	257	832	61	6	30	36	95
ROBERTS, JIM, 76-79	3	106	17	23	40	33	2	0	0	0	0
ROBIDAS, STEPHANE, 02-04, 05-11	8	557	36	135	171	494	42	3	12	15	38
ROBINSON, SCOTT, 89-90	1	1	0	0	0	2	-	-	-	-	-
SANDELIN, SCOTT, 91-92	1	1	0	0	0	0	-	-	-	-	-
SARGENT, GARY, 78-83	5	187	32	71	103	120	9	2	3	5	2
SATHER, GLEN, 75-76	1	72	9	10	19	94	-	-	-	-	-
SAWADA, RAYMOND, 08-11	3	11	1	0	1	0	-	-	-	-	-

2011-12 DALLAS STARS MEDIA GUIDE

	REGULAR SEASON						PLAYOFFS				
	SEA	GP	G	A	PTS	PIM	GP	G	A	PTS	PIM
SCEVIOUR, COLTON, 10-11	1	1	0	0	0	0	-	-	-	-	-
SCHREIBER, WALLY, 87-89	2	41	8	10	18	12	-	-	-	-	-
SEGAL, BRANDON, 09-11	2	65	10	10	20	59	-	-	-	-	-
SEGUIN, DANNY, 70-71	1	11	1	1	2	4	-	-	-	-	-
SEKERAS, LUBOMIR, 03-04	1	4	1	1	2	2	-	-	-	-	-
SERVINIS, GEORGE, 87-88	1	5	0	0	0	0	-	-	-	-	-
SEVERYN, BRENT, 98-99	1	30	1	2	3	50	-	-	-	-	-
SHARPLEY, GLEN, 76-81	5	318	98	138	236	176	11	1	6	7	8
SHAW, DAVID, 91-92	1	37	0	7	7	49	7	2	2	4	10
SHERVEN, GORD, 84-86	2	45	2	14	16	19	3	0	0	0	0
SHMYR, PAUL, 79-81	2	124	4	24	28	163	17	2	1	3	27
SIM, JON, 98-03	5	77	9	6	15	38	11	1	0	1	6
SIMPSON, REID, 92-93	1	1	0	0	0	5	-	-	-	-	-
SINISALO, ILKKA, 90-91	1	46	5	12	17	24	-	-	-	-	-
SIREN, VILLE, 88-90	2	91	3	23	26	118	7	0	0	0	6
SJODIN, TOMMY, 92-94	2	84	7	31	38	34	-	-	-	-	-
SKALDE, JARROD, 97-98	1	1	0	0	0	0	-	-	-	-	-
SKOULA, MARTIN, 05-06	1	61	4	11	15	36	-	-	-	-	-
SKRASTINS, KARLIS, 10-11	2	153	5	16	21	62	-	-	-	-	-
SKRUDLAND, BRIAN, 97-00	3	75	7	3	10	65	36	0	3	3	32
SLOAN, BLAKE, 98-01, 03-04	4	142	6	15	32	71	35	0	2	2	20
SLY, DARRYL, 69-70	1	29	1	0	1	6	-	-	-	-	-
SMAIL, DOUG, 90-91	1	57	7	13	20	38	1	0	0	0	0
SMITH, BOBBY, 78-84, 90-93	9	572	185	369	554	489	77	26	50	76	106
SMITH, BRIAN, 68-69	1	9	0	1	1	0	-	-	-	-	-
SMITH, DERRICK, 91-94	3	43	2	5	7	35	7	1	0	1	9
SMITH, GREG, 78-81	3	209	15	61	76	376	31	1	6	7	48
SMITH, RANDY, 85-87	2	3	0	0	0	0	-	-	-	-	-
SNEPSTS, HAROLD, 84-85	1	71	0	7	7	232	9	0	0	0	24
SOLHEIM, KEN, 80-83, 84-85	4	114	16	20	36	27	3	1	1	2	2
STAFFORD, GARRETT, 08-09	1	3	0	2	2	0	-	-	-	-	-
STANDING, GEORGE, 67-68	1	2	0	0	0	0	-	-	-	-	-
STANFIELD, FRED, 73-75	2	111	24	46	70	22	-	-	-	-	-
STEFAN, PATRIK, 06-07	1	41	5	6	11	10	-	-	-	-	-
STEVENSON, JEREMY, 05-06	1	16	1	0	1	19	1	0	0	0	0
STEWART, BILL, 85-86	1	8	0	2	2	13	-	-	-	-	-
STORM, JIM, 95-96	1	10	1	2	3	17	-	-	-	-	-
SUTHERBY, BRIAN, 08-11	3	139	12	10	22	176	-	-	-	-	-
SVOBODA, JAROSLAV, 05-06	1	43	4	3	7	22	2	0	0	0	2
SWEENEY, DON, 03-05	1	63	0	11	11	18	5	0	0	0	2
SYDOR, DARRYL, 95-03, 06-07, 08-09	10	722	70	266	336	403	99	6	32	38	46
TAGLIANETTI, PETER, 90-91	1	16	0	1	1	14	-	-	-	-	-
TALAFOUS, DEAN, 74-78	4	177	61	90	151	59	2	0	0	0	0
TALBOT, JEAN-GUY, 67-68	1	4	0	0	0	4	-	-	-	-	-
TANCILL, CHRIS, 93-94, 97-98	2	14	1	4	5	8	-	-	-	-	-
TAYLOR, TED, 67-68	1	31	3	5	8	34	-	-	-	-	-
TERRY, BILL, 87-88	1	5	0	0	0	0	-	-	-	-	-
THERIEN, CHRIS, 03-04	1	11	0	0	0	2	5	2	0	2	0
THIFFAULT, LEO, 67-68	1	0	0	0	0	0	5	0	0	0	0
THORNTON, SCOTT, 99-00	1	30	6	3	9	38	23	2	7	9	28
THYER, MARIO, 89-90	1	5	0	0	0	0	-	-	-	-	-
TINORDI, MARK, 88-94	6	375	35	106	141	1015	42	6	9	15	105
TJARNQVIST, MATHIAS, 03-07	3	69	4	8	12	24	-	-	-	-	-
TOMLINSON, KIRK, 87-88	1	1	0	0	0	0	-	-	-	-	-
TOOMEY, SEAN, 86-87	1	0	0	0	0	0	-	-	-	-	-
TUER, AL, 87-88	1	6	1	0	1	29	-	-	-	-	-
TURGEON, PIERRE, 01-05	3	207	42	87	129	54	10	1	4	5	2
TRAVERSE, PATRICK, 05-06	1	1	0	0	0	0	-	-	-	-	-
TRIMPER, TIM, 84-85	1	20	1	4	5	15	-	-	-	-	-
VALICEVIC, ROB, 03-04	1	7	0	0	0	2	-	-	-	-	-
VAN ALLEN, SHAUN, 2	2	78	9	20	29	22	8	0	2	2	8
VARVIO, JARKKO, 93-95	2	13	3	4	7	4	-	-	-	-	-

2011-12 DALLAS STARS MEDIA GUIDE

	REGULAR SEASON						PLAYOFFS				
	SEA	GP	G	A	PTS	PIM	GP	G	A	PTS	PIM
VASKO, ELMER, 67-70	3	145	2	13	15	113	14	0	2	2	6
VELISCHEK, RANDY, 82-85	3	88	6	11	17	38	19	2	3	5	8
VERBEEK, PAT, 96-99, 01-02	4	305	72	92	164	503	42	7	9	16	56
VINCOUR, TOMAS, 10-11	1	24	1	1	2	4	-	-	-	-	-
VISHNEVSKIY, IVAN, 08-10	2	5	0	2	2	2	-	-	-	-	-
VIVEIROS, EMANUEL, 85-88	3	29	1	11	12	6	-	-	-	-	-
WANDELL, TOM, 08-11	3	139	13	14	27	32	-	-	-	-	-
WATHIER, FRANCIS, 09-11	2	8	0	0	0	5	-	-	-	-	-
WHITE, TONY, 79-80	1	6	0	0	0	4	-	-	-	-	-
WHITLOCK, BB, 69-70	1	0	0	0	0	0	-	-	-	-	-
WILKINSON, NEIL, 89-91	2	86	2	14	16	217	29	3	5	8	23
WILLIAMS, JASON, 10-11	1	27	2	3	5	6	-	-	-	-	-
WILLIAMS, TOM, 69-71	2	116	25	65	90	34	6	1	5	6	0
WILSON, LANDON, 08-09	1	27	2	6	8	21	-	-	-	-	-
WILSON, RON, 84-85	1	113	19	52	71	60	14	3	10	13	6
WINCHESTER, BRAD, 07-08	1	41	1	2	3	46	6	0	0	0	8
WOOD, RANDY, 95-96	1	30	1	4	5	26	-	-	-	-	-
WOTTON, MARK, 00-01	1	1	0	0	0	0	-	-	-	-	-
WOYTOWICH, BOB, 67-68	1	66	4	17	21	63	14	0	1	1	18
WOYWITKA, JEFF, 09-11	2	99	2	12	14	35	-	-	-	-	-
WRIGHT, JAMIE, 97-01	4	57	6	6	12	18	5	0	0	0	0
YOUNG, SCOTT, 02-04	2	132	31	27	58	44	14	5	3	8	8
YOUNG, TIM, 75-83	8	564	178	316	494	401	35	7	23	30	27
YOUNG, WARREN, 81-83	2	5	1	1	2	0	-	-	-	-	-
YOUNGHANS, TOM, 76+82	6	382	41	36	77	356	22	2	1	3	21
ZANUSSI, RON, 77-81	4	244	49	75	124	353	14	0	4	4	17
ZEMLAK, RICHARD, 87-89	2	77	1	6	7	320	-	-	-	-	-
ZETTLER, ROB, 88-91	3	80	1	12	13	154	-	-	-	-	-
ZEZLER, PETER, 94-95	1	30	6	5	11	19	3	1	0	1	0
ZMOLEK, DOUG, 93-96	3	91	2	10	12	143	12	0	1	1	14
ZUBOV, SERGEI, 96-09	12	839	111	438	549	254	114	15	57	72	34

2011-12 DALLAS STARS MEDIA GUIDE

ALL-TIME GOALTENDERS (REGULAR SEASON)

Goaltender	SEA	GP	MINS	GA	SO	GAA	SV%	W-L-T	Assists	PIM
Auld, Alex, 09-10	1	21	1181	59	0	3.00	.894	9-6-3	2	2
Bachman, Richard, 10-11	1	1	10	0	0	0.00	1.00	0-0-0	0	0
Bauman, Gary, 67-69	2	27	1600	97	0	3.64	-	5-13-6	0	2
Beaupre, Don, 80-89	9	316	17833	1111	3	3.74	.884	125-125-45	3	128
Belfour, Ed, 97-02	5	307	17893	653	27	2.19	.910	160-95-44	9	70
Berthiaume, Daniel, 89-90	1	5	240	14	0	3.50	.865	1-3-0	0	2
Bester, Allan, 95-96	1	10	601	30	0	3.00	.899	4-5-1	0	2
Broderick, Ken, 69-70	1	7	260	26	0	4.33	-	2-4-0	0	0
Casey, Jon, 83-84, 85-86, 87-93	8	325	18089	988	12	3.28	.890	128-126-42	11	112
Climie, Matt, 08-09	2	4	245	14	0	3.43	.886	2-2-0	0	0
Craig, Jim, 83-84	1	3	110	9	0	4.91	.839	1-1-0	0	0
Edwards, Gary, 78-80	2	51	2876	165	0	3.44	-	15-18-15	1	26
Ellis, Dan, 03-04	1	1	60	3	0	3.00	.893	1-0-0	0	0
Fernandez, Manny, 94-96, 97-00	5	33	1790	74	1	2.48	.909	12-11-4	2	2
Gilbert, Gilles, 69-73	4	44	2529	143	2	3.39	-	16-22-5	0	6
Harrison, Paul, 75-78	3	35	1982	138	1	4.18	-	6-22-3	0	12
Hayward, Brian, 90-91	1	26	1473	77	4	3.14	.886	6-15-3	0	2
Hedberg, Johan, 05-06	1	19	1079	48	0	2.67	.898	12-4-1	2	6
Hirsch, Corey, 02-03	1	2	97	4	0	2.47	.897	0-1-0	0	0
Holmqvist, Johan, 07-08	1	2	80	5	0	3.75	.857	1-0-0	0	0
Irbe, Arturs, 96-97	1	35	1965	88	3	2.69	.893	17-12-3	2	8
Janazak, Steve, 79-80	1	1	60	2	0	2.00	-	0-0-1	0	0
Krahn, Brent, 08-09	1	1	20	3	0	9.00	.667	0-0-0	0	0
Lehtonen, Kari, 10-11	2	81	4782	206	3	2.58	.914	40-28-11	6	6
Lavasseur, Lou, 79-80	1	1	60	7	0	7.00	-	0-1-0	0	0
Lopresti, Pete, 74-79	5	173	9753	660	5	4.06	-	43-101-20	3	6
Maniago, Cesare, 67-76	9	420	24229	1283	26	3.17	-	145-192-71	1	47
Melanson, Roland, 84-86	2	26	1467	102	0	4.17	.866	7-11-5	0	9
Meloche, Gilles, 78-85	7	328	18889	1104	9	3.51	.88	141-117-52	4	37
Middlebrook, Lindsay, 81-82	1	3	140	7	0	3.00	.900	0-0-2	0	0
Moog, Andy, 93-97	4	175	9858	451	8	2.74	.904	74-64-26	1	70
Myllys, Jarmo, 88-91	3	12	472	46	0	5.85	.835	1-9-0	0	2
Raycroft, Andrew	1	19	847	40	2	2.83	.910	8-5-0	0	0
Rivard, Fern, 68-70, 73-75	4	55	2865	190	2	3.98	-	9-27-10	0	10
Sand, Mike, 84-87	3	6	302	26	0	5.17	.864	0-5-0	0	2
Smith, Mike, 06-08	2	44	2385	93	5	2.34	.909	24-14-2	0	8
Smith, Gary, 76-78	2	39	2270	148	1	3.92	-	10-19-9	0	18
Stephan, Tobias, 07-09	2	11	500	29	0	3.48	.883	1-3-2	1	0
Takko, Kari, 85-91	6	131	6788	438	1	3.87	.879	33-67-14	1	2
Torchia, Mike, 94-95	1	6	327	18	0	3.30	.895	3-2-1	0	0
Tugnutt, Ron, 02-04	2	42	2249	92	5	2.45	.897	18-17-5	0	0
Turek, Roman, 96-99	3	55	2969	106	2	2.14	.911	30-14-4	0	2
Turco, Marty, 00-09	9	509	29064	1118	40	2.31	.911	262-154-63	22	160
Wakaluk, Darcy, 91-96	5	153	8130	435	8	3.21	.890	54-64-17	5	84
Wetzel, Carl, 67-68	1	5	269	18	0	4.02	-	1-3-1	0	0
Willis, Jordan, 95-96	1	1	19	1	0	3.16	.929	0-1-0	0	0
Worsley, Gump, 69-74	5	107	5970	261	3	2.62	-	39-37-24	2	34

2011-12 DALLAS STARS MEDIA GUIDE

ALL-TIME GOALTENDERS (PLAYOFFS)

Goaltender	SEA	GP	MINS	GA	SO	GAA	SV%	W-L-T	Assists	PIM
Beaupre, Don	-	34	1931	119	1	3.90	.888*	15-16	1	4
Belfour, Ed	-	73	4697	144	8	1.84	.929	44-29	0	36
Casey, Jon	-	41	2268	120	2	3.17	.894	21-18	1	22
Edwards, Gary	-	7	337	22	0	3.92	-	4-3	0	2
Fernandez, Manny	-	2	19	1	0	3.16	.875	0-0	0	0
Gilbert, Gilles	-	1	60	4	0	4.00	-	0-1	0	4
Hayward, Brian	-	6	171	11	0	3.86	.853	0-2	0	0
Irbe, Arturs	-	1	13	0	0	0.00	-	0-0	0	0
Lopresti, Pete	-	2	77	6	0	4.68	-	0-2	0	2
Maniago, Cesare	-	34	2088	94	3	2.70	-	14-20	0	2
Meloche, Gilles	-	45	2464	143	2	3.48	.895*	21-19	0	6
Moog, Andy	-	16	1072	49	0	2.74	.903	5-11	1	2
Smith, Gary	-	1	43	4	0	5.58	-	0-0	0	0
Takko, Kari	-	4	109	7	0	3.85	.873	0-1	0	0
Turco, Marty	-	47	3103	112	4	2.17	.914	21-26	2	18
Wakaluk, Darcy	-	6	327	16	0	2.94	.910	4-1	0	0
Worsley, Gump	-	11	614	34	1	3.32	-	6-4	0	0

*Starting in the 1980-91 season ** Starting in the 1983-84 season

2011-12 DALLAS STARS MEDIA GUIDE

ALL-TIME SWEATER NUMBERS

1: Johan Hedberg, Dan Ellis, Roman Turek, Mike Torchia, Brian Hayward, Kari Takko, Rollie Melanson, Mike Sands, Pete LoPresti, Gilles Gilbert, Gump Worsley, Gary Bauman, Carl Wetzel, Louie Levasseur

2: Nicklas Grossman, Willie Mitchell, Derian Hatcher, Curt Giles, Ron Wilson, Bill Butters, Dwight Bialowas, Chris Ahrens, Barry Gibbs, John Baby, Larry Hillman

3: Stephane Robidas, John Erskine, Sylvain Cote, Craig Ludwig, Rob Zettler, Ken Leiter, Rob Rouse, Fred Barrett, John Miszuk, Mike Chernoff, Bob McCord, Jean Guy Talbot

4: Dan Jancevski, Mattias Norstrom, Janne Niinimaa, Lyle Odelein, Dave Manson, Gerald Diduck, Sami Helenius, Jamie Pushor, Sergey Gusev, Kevin Hatcher, Richard Matvichuk, Chris Dahlquist, Craig Hartsburg, Jean Potvin, Chris Ahrens, Ted Harris, Jerry Engele, Marshall Johnston, Elmer Vasko

5: Matt Niskanen, Darryl Sydor, Trevor Daley, Doug Zmolek, Brad Berry, Rob Ramage, Neil Wilkinson, Ville Siren, Shawn Chambers, Jari Gronstrand, Dave Richter, Brad Maxwell, Dennis O'Brien, Leo Boivin, Gary Dineen, Pete Goegan, Wayne Hillman, Gary Geldart

6: Trevor Daley, Chris Therien, Sami Helenius, Dave Manson, Kevin Dean, Doug Lidster, Dan Keczmer, Darryl Sydor, Corey Millen, Mike Donnelly, Pelle Eklund, Jim Johnson, Brian Glynn, Frantisek Musil, Larry DePalma, Randy Velischek, Murray Brumwell, Paul Shmyr, Doug Hicks, Gary Bergman, Doug Mohns, Dick Redmond, Mike McMahon, Dan Poulin, Udo Klessling, Peter Hayek

7: **Neal Broten**, Glen Sharpley, Blake Dunlop, Dave Cressman, Jim McElmury, Terry Caffery, Danny O'Shea, Bill Collins, Sandy Fitzpatrick, Bob Charlebois

8: Jim Johnson, Larry Murphy, Terry Ruskowski, Brian Lawton, Kent-Erik Andersson, **Bill Goldsworthy**, Andre Pronovost

9: Mike Modano, Dennis Maruk, Mark Johnson, Kevin Maxwell, Ron Zanussi, Blake Dunlop, Henry Boucha, Charlie Burns, Milan Marcetta, Len Lunde, Murray Hall

10: Brenden Morrow, Brian Skrudland, Todd Harvey, Dave Barr, Gaetan Duchesne, Marc Habscheid, Curt Fraser, Stepane Roy, George Servinis, Larry DePalma, Gordie Roberts, Dave Hanson, Alex Pirus, Murray Oliver, Ray Cullen

11: Jake Dowell, Aaron Gagnon, Brendan Morrison, Jeff Halpern, Jaroslav Svoboda, Rob Valicevic, Ulf Dahlen, Blake Sloan, Juha Lind, Mike Donnelly, Jarkko Varvio, Dan Quinn, Marc Bureau, Mike Gartner, Don Barber, Brian Lawton, Sean Toomey, Tom McCarthy, J.P. Parise, Harvey Bennett, Bill Fairbairn, Norm Gratton, Ted Taylor

12: Raymond Sawada, Randy McKay, Mike Keane, Bob Errey, Grant Ledyard, Stewart Gavin, Keith Acton, Ken Solheim, Warren Young, Danny Chicoine, Mike Fidler, Steve Jensen, Richard Nantais, Doug Rombough, Jerry Byers, Ted Hampson, Danny Seguin, Barrie MacKenzie, Wayne Connelly, Tom Williams

13: Krystofer Barch, Bill Guerin, Valeri Kamensky, Bob Brooke, Bill Stewart, Tim Trimper

2011-12 DALLAS STARS MEDIA GUIDE

14: Jamie Benn, Stu Barnes, Jon Sim, Juha Lind, Dave Reid, Daniel Marois, Paul Cavallini, Todd Elik, Doug Smail, Aaron Broten, David Archibald, Scott Bjugstad, Tim Coulis, Jordy Douglas, Brad Palmer, Danny Chicoine, Per-Olov Brasar, Wes Jarvis, Johnny Rogers, Ernie Hicke, Don Blackburn, Bill Heindl, Bob Barlow, Parker MacDonald

15: Jamie Langenbrunner, Niklas Hagman, Jamie Langenbrunner, Dave Gagner, Raimo Helminen, Kent Nilsson, Jim Archibald, Paul Holmgren, Bobby Smith, Dean Talafous, Rod Norrish, Bobby Rousseau, Danny Lawson, Barrie Meissner, Andre Boudrias, Grant Erickson

16: Adam Burish, Sean Avery, Brad Winchester, Blake Sloan, Manny Malhotra, Pat Verbeek, Brett Hull, Jamie Langenbrunner, Dean Evason, Brian Propp, Clark Donatelli, Mike McHugh, Wally Schreiber, Rich Boh, Bill Terry, Pat Micheletti, Mark Pavelich, Paul Houck, Marc Habscheid, Terry Martin, Mark Napier, Wes Jarvis, Anders Hakansson, Mike Polich, Pierry Jarry, Glen Sather, Jude Drouin, Dean Magee, Claude Larose, Gary Dineen, Duke Harris, George Standing, Bronco Horvath, Andre Pronovost

17: Toby Petersen, Ladislav Nagy, Mathias Tjarnqvist, Valeri Bure, Stephane Robdias, Benoit Brunet, Ted Donato, Scott Thornton, Warren Luhning, Brent Severyn, Patrick Cote, Bill Huard, Mike McPhee, Basil McRae, Paul Houck, Bo Berglund, Ed Hospodar, Brent Ashton, Anders Hakansson, Tim Young, Fred Stanfield, Bob Nevin, Joey Johnston, Kim McDougall, Dave Balon, Norm Beaudin

18: Eric Godard, James Neal, Rob DiMaio, Grant Ledyard, Joel Bouchard, Derek Plante, Chris Tancill, Mike Lalor, Jim McKenzie, Bobby Smith, Curt Fraser, Al Tuer, Paul Houck, Emanuel Viveiros, David Jensen, Mike Eaves, Jim McKenny, Jamie Gallimore, Bryan Hextall, Don Martineau, Ted Harris, Mike Chernoff, Danny Seguin, Bill Collins

19: Bill Masterton

20: Radek Dvoark, Brian Sutherby, Antti Miettinen, Ed Belfour, Brent Fedyk, Nikolai Borschevsky, Jamie Langenbrunner, Iain Fraser, Mike Craig, Peter Lappin, Dino Ciccarelli, Bob Flockhart, Bryan Maxwell, Tom Reid, Don Johns

21: Loui Eriksson, Junior Lessard, Guy Carbonneau, Paul Broten, Derrick Smith, Perry Berezan, Moe Mantha, Dirk Graham, George Ferguson, Jack Carlson, Bill Hogaboam, Robbie Laird, Dennis Maruk, Doug Rombough, Dave Cressman, John Flesch, Danny Grant, Bill Plager

22: Landon Wilson, Junior Lessard, Kirk Muller, Pavel Patera, Brett Hull, Craig Muni, Dan Kezmer, Robert Petrovicky, Trent Klatt, Ulf Dahlen, Mitch Messier, Dusan Pasek, John Barrett, Tom Hirsch, Bob Rouse, Gary Sargent, Roland Eriksson, Dennis Hextall, Walt McKechnie, Bob Woytowich

23: Tom Wandell, Mathias Tjarnqvist, Martin Rucinsky, Jyrki Lumme, Chris Murray, Aaron Gavey, Greg Adams, Alan May, Gord Donnelly, Duane Joyce, Derrick Smith, Mark Osiecki, Brian Bellows, Ron Meighan, Greg Smith, Lou Nanne

24: Brandon Segal, Vojtech Polak, Nathan Perrott, Richard Matvichuk, Mark Tinordi, Richard Zemlak, Willi Plett, Bill Nyrop, Jim Dobson, Tony White, Kris Manery, Bryan Maxwell, Doug Hicks, Gary Gambucci, Tom Polanic, Duane Rupp, Jon Fontas, Joe Contini, Roger Melin

2011-12 DALLAS STARS MEDIA GUIDE

25: Chris Conner, Nolan Baumgartner, Jeremy Stevenson, Joe Nieuwendyk, Dan Kesa, Peter Zezel, Rob Brown, Kip Miller, Paul Jerrard, Mitch Messier, Gordie Roberts, Jack Carlson, Tony McKegey, Al MacAdam, Tom Colley, Bruce McIntosh, Gordie LaBossiere, Tom Polanic, Ken Broderick, Darryl Sly

26: Jere Lehtinen, Russ Courtnall, David Shaw, Shawn Chambers, Pat Micheletti, Ken Duggan, Paul Boutilier, Dave Langevin, Gord Sherven, John Markell, Brad Maxwell, Bryan Maxwell, Steve Payne, Nick Beverley, Tom Colley, Bruce McIntosh, Buster Harvey, Ken Broderick, Bill Orban, Terry Holbrook, Bob Whitlock, Bob Paradise

27: Adam Pardy, Jason Williams, Andrew Hutchinson, Patrik Stefan, Patrick Traverse, Teppo Numminen, Manny Malhotra, Shaun Van Allen, Shawn Chambers, Marc Labelle, Shane Churla, Brian MacLellan, Stephane Roy, Gilles Meloche, Jim Roberts, Craig Cameron, John Flesch, Tony Featherstone, Wayne Muloin, Marshall Johnston

28: Mark Fistic, David Oliver, Greg Hawgood, Donald Audette, Richard Jackman, Jason Botterill, Bob Bassen, Travis Richards, James Black, Derian Hatcher, Dave Mackey, Reed Larson, Ken Hodge, Gord Dineen, Pat Price, Mats Hallin, Alain Langlais, Harold Snepsts, Ron Meighan, Steve Christoff, Jim Boo, Jim Roberts, Lars Lindgren, Craig Cameron, Rick Chinnick, Jon Fontas

29: Steve Ott, Grant Marshall, Trent Klatt, Warren Babe, Jay Caufield, Tim Coulis, Dave Richter, Ron Friest, Mike Antonovich, Tom Younghans, Bob Bergloff, Alain Langlais, Dean Prentice, Murray Oliver, Brian Smith, Roger Melin, Bob Cook

30: Andrew Raycroft, Corey Hirsch, Manny Fernandez, Jon Casey, George Servinis, Stephane Roy, Jim Craig, Cesare Maniago, Gary Smith, Gilles Gilbert, Ted McCaskill, Carl Wetzell, Steve Janaszak

31: Tobias Stephan, Ron Tugnutt, Jordan Willis, Mark Janssens, Larry DePalma, Wally Schreiber, Kirk Tomlinson, George Servinis, Jim Archibald, Ken Solheim, Ron Friest

32: Don Sweeney, Claude Lemieux, Jim Montgomery, Arturs Irbe, Travis Richards, Jamie Langenbrunner, Doug Barrault, Brad Berry, Scott Sandelin, Pat MacLeod, Kevin Kaminski, Emanuel Viveiros, Randy Smith, Dan Mandich, Don Jackson, Jim Dobson, Archie Henderson

33: Alex Goligoski, Matt Climie, Doug Janik, Scott Pellerin, Benoit Hogue, Mike Needham, Jim McKenzie, Tommy Sjodin, Daniel Berthiaume, Don Beaupre

34: Mark Wotton, Petr Buzek, Darcy Wakaluk, Steve Gotaas, Mike Berger, Paul Houck, Ron Wilson, Tim Helmer, Craig Levie

35: Marty Turco, Andy Moog, Darcy Wakaluk, Jarmo Myllys, Mike Sands, Gary Edwards, Paul Harrison, Gilles Gilbert, Fern Rivard, Lindsay Middlebrook

36: Philip Larsen, Garrett Stafford, Jussi Jokinen, Steve Gainey, Roman Lyashenko, Jeff Mitchell, Link Gaetz, Chris Pryor

37: Karlis Skrastins, Mark Parrish, Lubomir Sekeras, Jeff MacMillan, Brad Lukowich, Zac Boyer, Neil Brady, Mitch Messier, Don Barber, Dave Archibald, Paul Houck, Bill Stewart, Don Biggs, Tim Trimper

2011-12 DALLAS STARS MEDIA GUIDE

38: Vernon Fiddler, Dan Jancevski, Alan Letang, Jason Botterill, Mark Lawrence, Roy Mitchell, Steve Martinson, Jayson More, Mitch Messier

39: Travis Morin, Joel Lundqvist, Niko Kapanen, Kelly Fairchild, Mike Kennedy, Peter Douris, Mike Kennedy, Enrico Ciccone, Neil Wilkinson

40: Johan Holmqvist, Gavin Morgan, Greg Leeb, Patrick Cote, Pat MacLeod, Dean Kolstad

41: Brent Krahn, Mike Smith, Martin Skoula, Brent Gilchrist, Keith Aldridge, Tony Hrkac, Jarrod Skalde, Tony Hrkac, Brent Gilchrist, Allen Pedersen, Rob Zettler

42: Dan Jancevski, Jon Klemm, Steve Gainey, Sergei Makarov

43: Philippe Boucher, Steve Gainey, Jim Storm, Gord Donnelly, Helmut Balderis

44: Sheldon Souray, Jeff Woywitka, Steve Begin, B.J. Crombeen, Jaroslav Modry, Jason Arnott, Aaron Gavey, Patrick Cote, Randy Wood, Reid Simpson, Kevin Evans, Steve Payne

45: Brenden Morrow, Allan Bester, Mike McHugh

46: Jamie Wright, Dan Keczmer

47: Aaron Downey, Mario Thyer

48: Scott Young, Scott Robinson

49: Jon Sim

50: Krystofer Barch, Ryan Christie

51: John MacLean

53: Vojtech Polak

55: Darryl Sydor, John Erskine, Tyler Bouck, Brad Maxwell

56: Sergei Zubov

57: Colton Sceviour

59: Ivan Vishnevskiy

63: Mike Ribeiro

65: Chris Conner

72: Shayne Corson

2011-12 DALLAS STARS MEDIA GUIDE

73: Michael Ryder, Brad Lukowich

77: Matthew Barnaby, Pierre Turgeon

81: Tomas Vincour

88: Eric Lindros

91: Brad Richards

92: Todd Fedoruk

96: Fabian Brunnstrom

98: Brian Lawton

RETIRED NUMBERS

#7 Neal Broten: Neal Broten finished his NHL career as the most decorated player ever born in the United States. As early as high school he was a champion, taking Roseau High School to three Minnesota State High School Hockey Tournaments. He would go on to lead the University of Minnesota to the 1979 NCAA Championship and was awarded the first-ever Hobey Baker Award as the nation's top collegiate hockey player in 1981. Broten entered history in 1980 as he helped the "Miracle on Ice" U.S. Olympic team win the gold medal. He was the last member of that squad to play in the NHL. Broten, fittingly, scored his first career NHL goal in his first career NHL game with the Minnesota North Stars on March 31, 1981 vs. St. Louis. In his first full season, 1981-82, he was named the franchise's Rookie of the Year after setting team records that still stand for most goals, assists and points by a rookie (38-60-98).

Sixteen seasons later, Broten retired as the club's all-time leader in games played (992), assists (593) and points (867) and is fourth in team annals in goals (274). The team's Most Valuable Player in 1984 and 1986, Broten participated in the NHL All-Star Game in 1983 and 1986. In that 1985-86 campaign, he became the first American-born player to record 100 points (105) and set the current club mark for assists in a season with 76.

Moving with the team to Texas in 1993, Broten scored the first-ever goal in Dallas Stars history on October 5, 1993 against Detroit. He was dealt by the Stars to New Jersey in February of 1995, where he achieved his remaining goal. Having been to the Stanley Cup Finals twice before with the Stars (1981,1991), he played an instrumental role in the Devils' Stanley Cup victory in 1995, finishing second on that championship club with 19 points (7-12-19) in 20 playoff contests. Broten began the 1996-97 season with New Jersey, and had a brief stint with Los Angeles before the Stars reacquired him off waivers on January 28, 1997. Finishing the season with Dallas, Broten totaled 923 points for his career, the second-highest point total ever for an American-born player behind only Joe Mullen (1,063).

In June of 1996, Broten was honored with USA Hockey's Distinguished Achievement Award and in April of 1997 he was named to the All-Time USA Hockey First Team. In addition, he was selected as USA Hockey's Player of the Decade for 1976-77 to 1985-86 and in the Summer of 1997 was named a recipient of the Lester Patrick Award for outstanding service to hockey in the United States, one of only two players (Ken Morrow) to win the Award twice, having won it the first time as a member of the 1980 gold medal USA team. Broten's number seven was retired by the Stars on February 7, 1998 and he was inducted into the U.S. Hockey Hall of Fame in 2000.

#19 BILL MASTERTON: Bill Masterton was a member of the Minnesota North Stars inaugural NHL team in 1967-68. He played two seasons of professional hockey for Hull-Ottawa of the EPHL in 1961-62 and Cleveland of the American Hockey League in 1962-63. The North Stars retired Masterton's jersey number in memory of the only professional hockey player to lose his life because of an injury suffered during an NHL game. Masterton hit the back of his head on the ice on January 13, 1968 against Oakland, and passed away two days later. The North Stars named the Bill Masterton Memorial Cup Award in his memory, presenting it to the North Stars player voted most valuable by his teammates during the season. Masterton's number 19 has never been worn by another Dallas or North Star and was retired on January 17, 1987.

#8 BILL GOLDSWORTHY: Bill Goldsworthy started his career as a North Star in 1967 when Minnesota selected him from Boston in the 1967 expansion draft. He made his name with the North Stars through goal-scoring and the invention of the Goldy Shuffle. Goldsworthy set marks throughout his career,

2011-12 DALLAS STARS MEDIA GUIDE

becoming the first player from a post-1967 team to score 200 goals and the first to score 250. In 1971, Goldsworthy became the team's leading scorer and goal scorer, a mark he held for over a decade. His 48-goal season in 1973-74 was the best ever by a North Star until 1981-82 and he averaged over 30 goals a year during his Stars career. In 1976, Goldsworthy became the first North Star ever to reach the 500-point plateau. In 670 games with Minnesota, he totaled 267 goals and 239 assists for 506 points. Goldsworthy's number eight was retired on February 15, 1992.

LAST TRADE BY CLUB

Trades made as of Sept. 20, 2011

- Anaheim:** Dec. 27, 2008 — Acquired C Brian Sutherby in exchange for C David McIntyre and a conditional sixth round pick in 2010.
- Atlanta:** Feb. 9, 2010 — Acquired G Kari Lehtonen for D Ivan Vishnevskiy and a 2010 fourth round pick.
- Boston:** Jan. 12, 2002 — Acquired future considerations for LW Benoit Hogue.
- Buffalo:** Mar. 10, 2003 — Acquired C Stu Barnes for C Mike Ryan and a 2003 2nd round draft choice.
- Calgary:** July 14, 1998 — Acquired C Aaron Gavey for C Bob Bassen.
- Carolina:** June 29, 2004 — Acquired LW Jaroslav Svoboda for 2005 fourth round draft pick.
- Chicago:** Nov. 17, 2003 — Acquired D Jon Klemm and 2004 fourth round draft pick in exchange for D Stephane Robdias and 2004 second round draft pick.
- Colorado:** June 26, 2010 - Acquired a 2010 third round pick (77th overall), 2010 fourth round pick (109th overall) in exchange for Dallas' 2010 third round pick (71st overall)
- Columbus:** June 23, 2007 — Acquired the 128th, 129th and the 149th overall selections in the 2007 NHL draft in exchange for the 94th overall pick in 2007.
- Detroit:** Mar. 8, 1983 — Traded LW Ken Solheim for future considerations.
- Edmonton:** Mar. 5, 1993 — Acquired C Brent Gilchrist for C Todd Elik.
- Florida:** Dec. 12, 2005 — Acquired LW Niklas Hagman in exchange for a 2007 seventh round pick.
- Los Angeles:** July 21, 2008 — Acquired RW Lauri Tukonen in exchange for LW Richard Clune.
- Minnesota:** Mar. 9, 2006 — Acquired D Willie Mitchell and a 2007 second round draft pick in exchange for D Martin Skoula and D Shawn Belle.
- Montreal:** Feb. 25, 2009— Acquired C Steve Begin in exchange for D Doug Janik.
- Nashville:** Feb. 17, 2003 — Acquired D Andy Berenzweig and a conditional draft choice for Jon Sim.
- New Jersey:** Jan. 7, 2011 – Acquired F Jamie Langenbrunner for a 2011 conditional third round draft pick.
- New York Islanders:** Jan. 10, 2006 — Acquired D Janne Niinimaa and a 2007 fifth round draft pick in exchange for D John Erskine and a 2006 second round draft pick.
- New York Rangers:** June 14, 2006 — Acquired C Mike Green in exchange for a conditional 2008 draft pick.
- Ottawa:** July 8, 2009 — Acquired G Alex Auld in exchange for San Jose's 2010 sixth round draft pick.
- Philadelphia:** Dec. 10, 2007 — Acquired D Jussi Timonen in exchange for a 2009 seventh round draft pick.
- Phoenix:** Feb. 12, 2007 — Acquired LW Ladislav Nagy in exchange for LW Mathias Tjarnqvist and a 2007 first round pick.
- Pittsburgh:** Feb. 21, 2011 – Acquired D Alex Goligoski in exchange for F James Neal and D Matt Niskanen.
- San Jose:** June 27, 2009 — Acquired San Jose's sixth round pick in 2010 in exchange for 2009 seventh round pick.

2011-12 DALLAS STARS MEDIA GUIDE

St. Louis: June 25, 2004 — Acquired D Shawn Belle for G Jason Bacashihua.

Tampa Bay: Nov. 30, 2008 — Acquired D Andrew Hutchinson in exchange for RW Lauri Tukonen .

Toronto: Jan. 13, 2011 – Acquired F Mikhail Stefanovich in exchange for F Fabian Brunnstrom

Vancouver: June 26, 2004 — Acquired 2005 third round pick in exchange for 91st overall pick in 2004.

Washington: June 26, 2004 — Acquired 2005 third round pick in exchange for 88th overall pick in 2004.

2011-12 DALLAS STARS MEDIA GUIDE

DALLAS STARS TRANSACTIONS (SINCE 1993-94)

February 21, 2011 – Acquired D Alex Goligoski in exchange for F James Neal and D Matt Niskanen.
January 13, 2011 – Acquired F Mikhail Stefanovich in exchange for F Fabian Brunnstrom
January 7, 2011 – Acquired F Jamie Langenbrunner for a 2011 conditional third round draft pick.
June 26, 2010 - Acquired 2010 third round pick (77th overall), 2010 fourth round pick (109th overall) in exchange for Dallas' 2010 third round pick (71st overall)
February 9, 2010 - Acquired G Kari Lehtonen in exchange for D Ivan Vishnevskiy and a 2010 fourth-round draft pick.
July 8, 2009 - Acquired G Alex Auld in exchange for San Jose's 2010 sixth-round draft pick.
June 27, 2009 - Acquired 2010 sixth round pick from the San Jose Sharks in exchange for 2009 seventh-round pick.
February 25, 2009 - Acquired C Steve Begin from Montreal in exchange for D Doug Janik.
December 14, 2008 - Acquired C Brian Sutherby from Anaheim in exchange for C David McIntyre and a conditional sixth-round pick in 2010.
November 30, 2008 - Acquired D Andrew Hutchinson from Tampa Bay in exchange for RW Lauri Tukonen.
November 16, 2008 - Acquired D Darryl Sydor from Pittsburgh in exchange for D Philippe Boucher.
July 21, 2008 - Acquired RW Lauri Tukonen from Los Angeles in exchange for LW Richard Clune.
June 10, 2008 - Acquired a conditional 2009 seventh-round draft pick from Colorado in exchange for C Marty Sertich.
February 26, 2008 - Acquired C Brad Richards and G Johan Holmqvist from Tampa Bay in exchange for C Jeff Halpern, LW Jussi Jokinen, G Mike Smith and a 2009 fourth-round draft pick.
January 15, 2008 - Acquired D Dan Jancevski from Tampa Bay in exchange for RW Junior Lessard.
December 10, 2007 - Acquired D Jussi Timonen from Philadelphia in exchange for a 2009 seventh-round draft pick.
November 19, 2007 - Acquired D Bryce Lampman from Tampa Bay in exchange for D Mario Scalzo.
June 23, 2007 - Acquired the 128th, 129th and 149th overall selections in the 2007 Entry Draft from Columbus in exchange for the 94th overall pick in 2007.
February 27, 2007 - Acquired D Mattias Norstrom, RW Konstantin Pushkarev, a 2007 third round pick and a 2007 fourth round pick from the Los Angeles Kings in exchange for D Jaroslav Modry, the rights to D Johan Fransson, a 2008 first round pick, a 2007 second round pick and a 2007 third round pick.
February 23, 2007 - Acquired C Shane Endicott from the Anaheim Ducks in exchange for future considerations.
February 12, 2007 - Acquired LW Ladislav Nagy from the Phoenix Coyotes in exchange for LW Mathias Tjarnqvist and a 2007 first round pick.
September 30, 2006 - Acquired C Mike Ribeiro and a 2008 sixth round pick from the Montreal Canadiens in exchange for D Janne Niinimaa and a 2007 fifth round pick.
July 2, 2006 - Acquired D Darryl Sydor from the Tampa Bay Lightning in exchange for a 2008 fourth round pick.
June 24, 2006 - Acquired C Patrik Stefan and D Jaroslav Modry from the Atlanta Thrashers in exchange for Niko Kapanen and a 2006 seventh round pick.
June 14, 2006 - Acquired C Mike Green in exchange for conditional 2008 draft pick.
March 9, 2006 - Acquired D Willie Mitchell and a second round draft pick in 2007 from Minnesota in exchange for D Martin Skoula and D Shawn Belle.
January 10, 2006 - Acquired D Janne Niinimaa and a fifth round draft pick in 2007 from the New York Islanders in exchange for D John Erskine and a second round draft pick in 2006.
December 12, 2005 - Acquired LW Niklas Hagman from Florida in exchange for a seventh round draft pick in 2007.
November 6, 2005 - Acquired RW Nathan Perrott from Toronto in exchange for a sixth round draft pick in 2006.
July 30, 2005 - Acquired a 2006 fifth round draft pick from the Tampa Bay Lightning in exchange for the 165th overall pick in the 2005 Draft.
June 29, 2004 - Acquired LW Jaroslav Svoboda from the Carolina Hurricanes in exchange for a fourth-round draft pick in 2005.

2011-12 DALLAS STARS MEDIA GUIDE

June 26, 2004 - Acquired 2005 third round draft pick from the Washington Capitals in exchange for 88th overall selection in 2004.

June 26, 2004 - Acquired 2005 third round draft pick from the Vancouver Canucks in exchange for 91st overall selection in 2004.

June 26, 2004 - Acquired 28th, 52nd and 91st overall picks in 2004 from the San Jose Sharks in exchange for 22nd and 153rd overall picks in 2004.

June 26, 2004 - Acquired 22nd and 88th overall selections in 2004 from the New Jersey Devils in exchange for 20th overall selection in 2004.

March 8, 2004 - Acquired D Chris Therien from the Philadelphia Flyers in exchange for Phoenix's 2004 eighth round pick and Dallas' 2005 third round pick.

March 8, 2004 - Acquired RW Valeri Bure from the Florida Panthers in exchange for Drew Bagnall and 2004 compensatory draft pick.

February 16, 2004 - Acquired Mike Siklenka from the Philadelphia Flyers in exchange for LW Steve Gainey.

November 17, 2003 - Acquired D Jon Klemm and fourth round draft choice in 2004 from Chicago in exchange for D Stephane Robidas and second round draft choice in 2004.

July 22, 2003 - Acquired D Teppo Numminen from Phoenix and second round draft choice in 2004 from Columbus as part of a three-team trade. RW Mike Sillinger was acquired by Phoenix and D Darryl Sydor was acquired by Columbus.

June 22, 2003 - Acquired eighth round draft choice in 2004 from the Phoenix Coyotes in exchange for ninth round draft choice in 2003.

March 11, 2003 - Acquired 6th round draft choice in 2003 and future considerations from the Atlanta Thrashers for the rights to RW Anthony Aquino.

March 10, 2003 - Acquired D Lyle Odelein from the Chicago Blackhawks for D Sami Helenius and future considerations.

March 10, 2003 - Acquired C Stu Barnes from the Buffalo Sabres for C Mike Ryan and a 2nd round draft choice in 2003.

February 17, 2003 - Acquired D Andy Berenzweig and a conditional draft pick from the Nashville Predators for Jon Sim.

January 16, 2003 - Acquired RW Claude Lemeux from the Phoenix Coyotes for LW Scott Pellerin and a conditional draft pick in 2004.

October 4, 2003 - Acquired D Stephane Robidas from Atlanta for future considerations.

June 29, 2002 - Acquired RW David Gosselin and a 5th round draft choice in 2003 from the Nashville Predators for RW Cameron Mann and the rights to G Ed Belfour.

June 22, 2002 - Acquired 34th overall selection in 2002 from the Tampa Bay Lightning for D Brad Lukowich and seventh round pick in 2003.

June 18, 2002 - Acquired G Ron Tugnutt and 32nd overall pick in 2002 from Columbus Blue Jackets for 20th overall pick in 2002.

June 12, 2002 - Acquired 26th and 42nd overall picks in 2002 and sixth round selection in 2003 from Washington for 13th overall pick in 2002.

March 19, 2002 - Acquired C Jason Arnott and RW Randy McKay and a first round draft pick in 2002 from the New Jersey Devils in exchange for C Joe Nieuwendyk and RW Jamie Langenbrunner

March 16, 2002 - Acquired 2003 conditional draft pick from the Ottawa Senators in exchange for LW Benoit Brunet.

March 12, 2002 - Acquired LW Manny Maholtra and LW Barrett Heisten from the New York Rangers in exchange for LW Martin Rucinsky and C Roman Lyashenko.

January 16, 2002 - Acquired D Andre Lakos and future considerations from the New Jersey Devils in exchange for LW Valeri Kamensky.

January 12, 2002 - Acquired future considerations from the Boston Bruins in exchange for LW Benoit Hogue.

November 21, 2001 - Acquired LW Martin Rucinsky and LW Benoit Brunet from the Montreal Canadiens in exchange for RW Donald Audette and C Shaun Van Allen.

November 21, 2001 - Acquired D Dave Manson from the Toronto Maple Leafs in exchange for D Jyrki Lumme.

August 29, 2001 — Acquired a 2nd round draft choice in 2003 from Columbus for RW Grant Marshall.

June 24, 2001 — Acquired RW Cameron Mann from Boston for D Richard Jackman.

June 23, 2001 — Acquired D Jyrki Lumme from Phoenix for RW Tyler Bouck.

2011-12 DALLAS STARS MEDIA GUIDE

March 13, 2001 — Acquired D Grant Ledyard from Tampa Bay for future considerations.
February 5, 2001 — Acquired RW John MacLean from NY Rangers for future considerations.
October 29, 2000 — Acquired D Gerald Diduck from Toronto for future considerations.
August 11, 2000 — Acquired RW David Ling from Chicago for future considerations.
June 24, 2000 — Acquired D Brad Lukowich and 3rd and 9th round draft choices in the 2001 NHL Entry Draft from Minnesota for C Aaron Gavey, LW Pavel Patera, a 2000 8th round draft choice and Minnesota's 4th round draft choice in 2002 (previously acquired).
June 12, 2000 — Acquired a 3rd round draft choice in 2000 and a 4th round draft choice in 2002 from Minnesota for G Manny Fernandez and D Brad Lukowich.
Feb. 8, 2000 — Acquired D Sylvain Cote and D Dave Manson from Chicago for D Kevin Dean, C Derek Plante and 2001 2nd round draft choice.
Jan. 22, 2000 — Acquired LW Scott Thornton from Montreal for LW Juha Lind.
Dec. 15, 2000 — Acquired D Kevin Dean from Atlanta for future considerations.
July 14, 1999 — Acquired D Jamie Pushor from Atlanta for LW Jason Botterill.
June 26, 1999 — Acquired the 32nd and 96th overall draft choices in the 1999 NHL Entry Draft from the New York Islanders for the 28th overall choice.
June 26, 1999 — Acquired a 6th round draft choice in the 1999 NHL Entry Draft from Atlanta for LW Per Svartvadet.
June 25, 1999 — Acquired RW Warren Lunning from NY Islanders for a 1999 3rd round draft choice.
June 20, 1999 — Traded G Roman Turek to St. Louis for a 1999 3rd round draft choice.
March 23, 1999 — Acquired C Derek Plante from Buffalo for a 1999 2nd round draft choice.
March 20, 1999 — Acquired LW Benoit Hogue from Tampa Bay for D Sergey Gusev and a conditional 2001 draft choice.
July 14, 1998 — Acquired C Aaron Gavey from Calgary for C Bob Bassen.
July 9, 1998 — Acquired C Tony Hrkac from Nashville for future considerations.
June 27, 1998 — Acquired the 37th and 57th overall draft choices in the 1998 NHL Draft from New Jersey for the 27th overall choice.
March 24, 1998 — Acquired C Mike Kennedy from Toronto for a 1998 8th round draft choice.
March 24, 1998 — Acquired RW Mike Keane, C Brian Skrudland and a conditional draft choice from New York Rangers for LW Bob Errey, RW Todd Harvey and a 1998 4th round draft choice.
June 22, 1997 — Traded 1998 2nd round draft choice to Philadelphia for Philadelphia's 1997 3rd round draft choice.
August 20, 1996 — Acquired RW Sergei Gorbachev from San Jose for a 1998 5th round draft choice.
June 22, 1996 — Acquired D Sergei Zubov from Pittsburgh for D Kevin Hatcher.
Feb. 17, 1996 — Acquired D Darryl Sydor and a 1996 5th round draft choice from Los Angeles for RW Shane Churla and D Doug Zmolek.
Jan. 28, 1996 — Acquired LW Benoit Hogue and RW Randy Wood from Toronto for C/LW Dave Gagner and a future draft choice.
Dec. 19, 1995 — Acquired C Joe Nieuwendyk from Calgary for C Corey Millen and RW Jarome Iginla.
Dec. 13, 1995 — Acquired RW Brent Fedyk from Philadelphia for RW Trent Klatt.
Nov. 29, 1995 — Acquired C Robert Petrovicky from Hartford for C Dan Kesa.
Oct. 2, 1995 — Acquired C Guy Carbonneau from St. Louis for RW Paul Broten.
July 14, 1995 — Traded G Mike Torchia to Washington for cash.
July 8, 1995 — Traded 1996 2nd round draft choice to Winnipeg for Washington's 1995 3rd round draft choice (previously acquired).
June 7, 1995 — Acquired RW Jeff Mitchell from Los Angeles for Vancouver's 1995 5th round draft choice (previously acquired).
April 7, 1995 — Traded RW Alan May to Calgary for a 1995 8th round draft choice.
April 7, 1995 — Acquired LW Greg Adams, C Dan Kesa and a 1995 5th round draft choice from Vancouver for RW Russ Courtnall.
Feb. 27, 1995 — Acquired C Corey Millen from New Jersey for C Neal Broten.
Feb. 17, 1995 — Acquired LW Mike Donnelly and a 1996 7th round draft choice from Los Angeles for a 1996 4th round draft choice.
Jan. 31, 1995 — Acquired LW Iain Fraser from Quebec for a 1996 conditional draft choice.
Jan. 18, 1995 — Acquired D Kevin Hatcher from Washington for D Mark Tinordi and D Rick Mrozik.
March 21, 1994 — Traded D Roy Mitchell and LW Reid Simpson to New Jersey for future considerations.
March 21, 1994 — Acquired LW Pelle Eklund from Philadelphia for future considerations.
March 21, 1994 — Acquired RW Mike Needham from Pittsburgh for LW Jim McKenzie.

2011-12 DALLAS STARS MEDIA GUIDE

March 21, 1994 — Acquired RW Alan May and a 1995 7th round draft choice from Washington for D Jim Johnson.

March 19, 1994 — Acquired D Doug Zmolek and D Mike Lalor from San Jose for RW Ulf Dahlen and a future draft choice.

Feb. 13, 1994 — Acquired G Manny Fernandez from Quebec for D Tommy Sjodin and a future draft choice.

Dec. 16, 1993 — Acquired LW Jim McKenzie from Florida for a 1995 4th round draft choice.

Dec. 15, 1993 — Acquired D Gord Donnelly from Buffalo for C James Black and a future draft choice.

June 26, 1993 — Acquired C Dean Evason from San Jose for San Jose's 1993 6th round draft choice (previously acquired).

June 25, 1993 — Acquired G Andy Moog from Boston for G Jon Casey to complete transaction of June 20, 1993.

June 25, 1993 — Traded D Enrico Ciccone to Washington to complete transaction of June 20, 1993.

June 20, 1993 — Acquired D Gord Murphy from Boston for future considerations.

June 20, 1993 — Acquired D Paul Cavallini from Washington for future considerations.

June 20, 1993 — Acquired 1993 6th round draft choice from San Jose for LW Gaetan Duchesne.

DEVELOPMENT AFFILIATE (AHL)

Texas Stars
21000 Avenue of the Stars
Cedar Park, TX 78613
Phone: (512) 467-8277
Fax: (512) 600-5020
www.texasstarshockey.com



President/Alternate Governor: Rick McLaughlin
General Manager: Scott White
Head Coach: Jeff Pyle
Assistant Coach: Jeff Truitt
Athletic Trainer: DJ Amadio
Equipment Manager: Brian Garcia
Assistant Equipment Manager: Thomas Anderson
Director of Media Relations/Broadcasting: Josh Fisher
Home Arena: Cedar Park Center (6,863)
Team Colors: Green, Light Green, Gold, Black
Radio: ESPN Radio 104.9 / 1260-AM
Affiliation: Became Stars' development affiliate on April 28, 2009

DEVELOPMENT AFFILIATE (ECHL)

Idaho Steelheads
251 S. Capitol Blvd.
Boise, ID 83702
Phone: (208) 383-0080
Fax: (208) 383-0194
Press Box: (208) 850-0799
www.idahosteelheads.com



President, Idaho Sports Properties: Eric Trapp
Vice President, Idaho Sports Properties: Michael Dipalma
Head Coach / Director of Hockey Operations: Hardy Sauter
Equipment Manager: Khris Bestel
Athletic Trainer: Jason Switzer
Team Operations Coordinator: Barbara Herman
Director of Broadcasting / Media Relations: Will Hoenike
Home Arena: Qwest Arena (5,006)
Team Colors: Silver, Black, Blue
Radio: ESPN Radio 1350-AM
Affiliation: Became Stars' development affiliate on June 29, 2005

NHL INFORMATION

NATIONAL HOCKEY LEAGUE

New York, 1185 Avenue of the Americas, New York, NY 10036, 212-789-2000, Fax: 212-789-2020, Fax: 212-789-2070

Montréal, 1800 McGill College Avenue, Suite 2600, Montréal, Québec, H3A 3J6
514-841-9220, Fax: 514-841-1070

Toronto, 50 Bay Street, 11th Floor, Toronto, Ontario, M5J 2X8, 416-359-7900, 416-359-7900, Fax: 416-981-2769



**Commissioner
Gary P. Bettman**



**Deputy Commissioner
William Daly**

Executive

Commissioner Gary B. Bettman
Deputy Commissioner William Daly
Chief Operating Officer John Collins
Senior Executive Vice President of Hockey Operations Colin Campbell

NHL Communications

Senior Vice President, Public Relations & Media (Toronto) Gary Meagher
Senior Vice President, Public Affairs
& Executive Director, NHL Foundation Bernadette Mansur
Group Vice President, Media Relations Frank Brown
Vice President, Player Development & Event Communications Jamey Horan
Statistician and Information Officer (Toronto) Benny Ercolani
Senior Director, Media Relations John Dellapina
Senior Director, Social Media Marketing & Strategy
and Business Communications Michael DiLorenzo
Senior Director, News Services Greg Inglis
Director, Entertainment Publicity Nirva Milord
Director, Public Relations (Toronto) Julie Young
Senior Manager, Player Development & Event Communications Schuyler Baehman
Senior Manager, Public Relations (Toronto) David Keon
Senior Manager, Corporate Communications Kerry McGovern
Senior Manager, Public Relations (Toronto) Jennifer Raimondi
Manager, Social Media & Business Development Molly Gort
Coordinator, Player Development & Event Communications Nicole Buckley
Coordinator, Public Affairs Paul LaCaruba
Coordinator, Business Communications Erica Yakobzon
Assistant, Public Affairs Chelsea Isaacson
Assistant, Player Development & Event Communications Kirstin Mende

NHL HOCKEY OPERATIONS INFORMATION:

Order of Selection for 2012 Entry Draft

The NHL's annual Draft Drawing is a weighted lottery system to determine the order of selection for the first 14 picks of the 2012 Entry Draft.

The 14 teams that did not qualify for the Stanley Cup Playoffs, or clubs that acquired those clubs' 2012 first-round draft picks, participate in the Drawing.

The Club selected in the drawing may not move up more than four positions in the draft order, thus only the five Clubs with the fewest regular-season points have the opportunity to receive the first overall selection.

No Club can move down more than one position as a result of the Draft Drawing.

In the first round of the 2012 Entry Draft, the order of selection is as follows:

- a) The first 14 selections, as determined by the Draft Drawing (see above);
- b) Clubs eliminated in the first two rounds of the 2012 Stanley Cup Playoffs, regular-season division winners excluded, in inverse order of points;
- c) Regular-season division winning clubs eliminated in the first two rounds of the 2012 Stanley Cup Playoffs, in inverse order of points;
- d) Clubs eliminated in the 2012 Conference Finals, in inverse order of points;
- e) Stanley Cup finalist
- f) Stanley Cup champion

In the second and subsequent rounds the order of selection is as follows:

- a) Non-playoff clubs in inverse order of points;
- b) Clubs eliminated in the first two rounds of the 2012 Stanley Cup Playoffs, regular-season division winners excluded, in inverse order of points;
- c) Regular-season division winning clubs eliminated in the first two rounds of the 2012 Stanley Cup Playoffs, in inverse order of points;
- d) Clubs eliminated in the 2012 Conference Finals, in inverse order of points;
- e) Stanley Cup finalist
- f) Stanley Cup champion

Eligibility for Claim

- a) All Players age 18 or older are eligible for claim in the Entry Draft, except:
 - i. a Player on the Reserve List of a Club, other than as a try-out;
 - ii. a Player who has been claimed in two prior Entry Drafts;
 - iii. a Player who previously played in the League and became a Free Agent pursuant to this Agreement;

2011-12 DALLAS STARS MEDIA GUIDE

- iv. a Player age 21 or older who: (A) has not been selected in a previous Entry Draft and (B) played hockey for at least one season in North America when he was age 18, 19, or 20 and shall be eligible to enter the League as an Unrestricted Free Agent pursuant to Article 10.1(d); and 18
- v. a Player age 22 or older who has not been selected in a previous Entry Draft and shall be eligible to enter the League as an Unrestricted Free Agent pursuant to Article 10.1(d).

Unsigned Draft Choices

- a) A player aged 18 or 19 who was selected in the first three rounds of the Entry Draft and who was not signed by his NHL Club may not be retained by the Club and must be returned to his junior Club no later than the day prior to the opening of the NHL regular season.
- b) A player aged 18 or 19 who was selected in the fourth or subsequent rounds who has not been signed by his NHL Club may not be retained by his Club and must be returned to his junior Club no later than the fourth day prior to the opening of the NHL regular season.

Entry Level Players

1. Players 18 through 21 years of age when signing their first contract must remain in the entry-level system for a period of three years; players age 22 and 23 when signing their first contract are in the entry level system for two years; while those age 24 when signing their first contract are in the entry level system for one year. Age is defined as the player's age on September 15 of the calendar year in which he signs the contract, regardless of his actual age on the date he signs such contract.
2. In the event that a signed 18 or 19-year-old player does not play a minimum of 10 NHL games (regular season and/or playoffs) in his first season under contract, the term of his player contract and his number of years in the entry level system will be extended for a period of one year. The exception to this is a 19-year-old player who turns 20 years of age between September 16 and December 31 in his first contract year.
3. In the event that a player signs his first contract at age 18 and has had his Player Contract extended for one season already, and such player does not play at least 10 NHL games (regular season and/or playoffs) in the second season under that player's Player Contract, then the term of his Player Contract and his number of years in the Entry Level System shall be extended for one additional year.

23-Man Roster

There may be a maximum of 23 players on each Club's playing roster at any one time from the commencement of the NHL regular season through the trade deadline. Prior to the start of the season, each Club must submit to the NHL its "Opening Day Playing

Roster” which shall be comprised of not more than 23 players. Each Club must have a roster of at least 20 players, composed of 18 skaters and two goaltenders. Players on Injured Reserve do not count in the 23-Man Roster limit.

Injured Reserve List

In the event that a player is injured and a Club wishes to place him on the Injured Reserve List, the Club must follow these procedures.

1. A Club may place a player on the injured reserve list if such player is injured, disabled or ill and unable to perform his duties as a hockey player after having passed the Club’s initial physical examination in that season.
2. A player who has an injury that renders him physically unable to play for a minimum of seven days after that date of the injury can be placed on the Club’s Injured Reserve List. Once a player is placed on the injured reserve, the Club may replace said player on its NHL roster with another player. All determinations that a player has suffered an injury warranting injured reserve status must be made by the Club’s medical staff and in accordance with the Club’s medical standards.
3. A player placed on Injured Reserve is ineligible to compete in NHL games for a period of not less than seven days from the date of injury.
4. Players on Injured Reserve may attend Club meetings and meals, travel with the Club and participate in practice sessions.
5. Players on Injured Reserve are prohibited from appearing in games, participating in pre-game warm-ups with their Clubs, or dressing in game uniforms on game days.

Regular Season Waivers

For purposes of Regular Waivers and Re-Entry Waivers, the five (5) year exemption for an 18 year old skater and the four (4) year exemption for a 19 year old skater shall both be reduced to three (3) years commencing the first season that the 18 or 19 year old skater plays in eleven (11) NHL Games or more. The next two (2) seasons, regardless of whether the skater plays any NHL Games in either season, shall count as the second and third years toward satisfying the exemption. For purposes of Regular Waivers and Re-Entry Waivers, the six (6) year exemption for an 18 year old goalie and the five (5) year exemption for a 19 year old goalie shall both be reduced to four (4) years commencing the first season that the 18 or 19 year old goalie plays in eleven (11) NHL Games or more. The next three (3) seasons, regardless of whether the goalie plays any NHL Games in any of those three (3) seasons, shall count as the next three (3) years toward satisfying the exemption.

The first season in which a Player who is age 20 or older plays in one (1) or more Professional Games shall constitute the first year for calculating the number of years he is exempt from Regular Waivers and Re-Entry Waivers.

A Player 25 years old or older who plays in one (1) or more Professional Games in any season shall be exempt from Regular Waivers and Re-Entry Waivers for the remainder of that season.

Tie-Breaking Procedures (NHL By-Law 27.3)

At the conclusion of the regular Schedule of Championship Games the standing of the teams in each Conference shall be determined in accordance with the following priorities in the order listed:

- a) First place in each of the three divisions seeded 1, 2 and 3.
- b) The higher number of points earned by the Club.
- c) The greater number of games won by the Club (*excluding games won in the Shootout*).
- d) The higher number of points earned in games against each other among two or more Clubs having equal standing under priorities (b) and (c).
- e) The greater differential between goals scored for and against by clubs having equal standing under priority (d).

Hockey Operations Critical Dates

Sept. 9	Opening Day of Rookie Camp
Sept. 16	Opening Day of Training Camp for “50-Game Players”. During the first five (5) days of Training Camp, no Player shall participate in more than three (3) hours of practice per day, including on and/or off-ice practice, and there shall be no more than one (1) practice session per day except, however, the first day of Training Camp may last up to five (5) hours for the purposes of photographs, medical examinations, and/or off-ice testing only. On Exhibition game days the three (3) hour rule shall not apply to Players playing in the Exhibition game.
Sept. 24	“Playing Season Waiver Period” begins per CBA Article 13.2
Oct. 2	18 and 19 year old unsigned draft choices claimed in fourth or subsequent rounds of the NHL Entry Draft and unclaimed unsigned players must be returned to their Junior clubs.
Oct. 4	Last day for a player to be placed on waivers in order to have him clear prior to the submission of Club’s “Opening Day Playing Roster”.
Oct. 5	Submission of “Opening Day Playing Roster” to Central Registry (3:00 p.m. ET); 18 and 19 year old unsigned draft choices claimed in the first three (3) rounds of the NHL Entry Draft must be returned to their Junior clubs.
Dec. 1	Deadline for signing Group 2 Free Agents (5:00 p.m. ET)
Dec. 19-27	Holiday Roster Freeze in effect. For all players on an NHL active roster, injured reserve, or players with non-roster and injured non-roster status as of midnight, local time, December 19, a roster freeze shall apply through

2011-12 DALLAS STARS MEDIA GUIDE

midnight local time December 27, with respect to waivers, trades and loans, subject to the exceptions provided for in CBA Article 16.10.

Dec. 24-25	No scheduled practices - dressing rooms closed
Jan. 15	Deadline for recalling a Player assigned to a team in Belarus, Denmark, Finland, Germany, Norway, Slovakia, Sweden and the United Kingdom under Section 4 of the Player Transfer Agreements.
Jan. 26-30	NHL All-Star Break (no games played)
Jan. 26-29	No scheduled practices - dressing rooms closed
Feb. 27	Trade deadline (3:00 p.m. ET); Clubs may increase their roster beyond the 23-man roster limit as of 12:01 a.m. for the remainder of the season. Each Club is allowed four (4) recalls after this date. Only those players recalled after this date may be returned to the minors.
June 1	Deadline for making Bona Fide Offers to prior year's NHL Entry Draft picks (5:00 p.m. ET); Deadline for signing Unsigned Draft Choices (5:00 p.m. ET).
TBA	First Buy-Out Period begins; Deadline for first Club-Elected Salary Arbitration notification (later of June 15 or 48 hours after the conclusion of the Stanley Cup Final, 5:00 p.m. ET);
July 1	Restricted Free Agent/Unrestricted Free Agent Signing Period Begins; Unsigned Draft Choice Signing Period Begins.
July 5	Deadline for Player-Elected Salary Arbitration Notification (5:00 p.m. ET); Commencement of time period for Second Club-Elected Salary Arbitration Notification (5:01 p.m. ET)
July 6	Deadline for Second Club-Elected Salary Arbitration Notification (5:00 p.m. ET)
July 20 – Aug.4	Salary arbitration hearings held
Aug. 6	Last Day for Issuance of Salary Arbitration Awards.
Aug. 25	An age 18 or 19 player who was eligible for all rounds of the current year's (2012) NHL Entry Draft but was not claimed may be signed to a SPC or invited to training camp on an NHL "Try-Out" form (5:00 p.m. ET).

2011-12 DALLAS STARS MEDIA GUIDE

2011-12 ON-ICE OFFICIALS:

REFEREES

<u>Name</u>	<u>Sweater #</u>
AUGER, Stephane	15
*BANFIELD, David	44
*BURCHELL, Darcy	42
*CHARRON, Frances	46
DEVORSKI, Paul	10
DWYER, Gord	19
FURLATT, Eric	27
HASENFRATZ, Mike	2
HEBERT, Ghislain	22
*HEBERT, Jean	43
JACKSON, Dave	8
JOANNETTE, Marc	25
KIMMERLY, Greg	18
KOWAL, Tom	32
KOZARI, Steve	40
L'ECUYER, Frederick	17
LARUE, Dennis	14
LEE, Chris	28
LEGGO, Mike	3
*LEMELIN, Mark	41
MARTELL, Rob	26
MCCAULEY, Wes	4
MEIER, Brad	34
MORTON, Dean	36
O'HALLORAN, Dan	13
O'ROURKE, Dan	9
PEEL, Tim	20
POCHMARA, Brian	16
POLLOCK, Kevin	33
REHMAN, Kyle	37
ROONEY, Chris	5
*SKILLITER, Graham	48
ST. LAURENT, Francois	38
ST. PIERRE, Justin	12
SUTHERLAND, Kelly	11
VAN MASSENHOVEN, Don	21
*VINNERBORG, Marcus	45
WALKOM, Stephen	24
WALSH, Ian	29
WATSON, Brad	23

* minor league official

2011-12 DALLAS STARS MEDIA GUIDE

LINESMEN

<u>Name</u>	<u>Sweater #</u>
AMELL, Derek	75
BARTON, Steve	59
BRISEBOIS, David	96
CAMERON, Lonnie	74
CHAMPOUX, Pierre	67
CHERREY, Scott	50
CORMIER, Michel	76
CVIK, Mike	88
DEVORSKI, Greg	54
DRISCOLL, Scott	68
GALLOWAY, Ryan	82
GIBBS, Darren	66
HENDERSON, Don	91
HEYER, Shane	55
KOVACHIK, Brad	71
LAZAROWICH, Brad	86
MACH, Brian	78
*MacPHERSON, Matt	83
McELMAN, Andy	90
MILLER, Steve	89
MORIN, Jean	97
MURPHY, Brian	93
MURRAY, Jonny	95
NANSEN, Derek	70
NELSON, Thor	80
NOWAK, Tim	77
PANCICH, Bryan	94
RACICOT, Pierre	65
RODY, Vaughan	73
SCHACHTE, Dan	47
SERICOLO, Anthony	84
SHARRERS, Jay	57
SHEWCHYK, Mark	92
WHEELER, Mark	56

2010-11 DALLAS STARS TEAM NOTES

DALLAS REACHES THE 700 WIN CLUB: The Dallas Stars won their 700th game since moving to Texas in 1993-94 against the Detroit Red Wings on Feb. 25, 2011 in only their 17th NHL season. Dallas became the 20th team in NHL history to register 700 or more wins in a single city and enter the 2011-12 season 48 wins shy of reaching their win total as the Minnesota North Stars (758 wins). The North Stars did not reach their 700th win until Dec. 4, 1991 (vs. St. Louis, 5-2 victory), the team's 25th season in the NHL.

FOUR CONSECUTIVE YEARS OF 30+ WINS: With their 3-1 victory over Edmonton on Jan. 26, the Dallas Stars secured a 30-win season for a 14th consecutive year dating back to 1996:

CONSECUTIVE 30-WIN SEASONS
(including 2010-11 season)

1. Detroit (20 straight)
2. Colorado (18 straight)
3. New Jersey (15 straight)
Toronto (15 straight)
5. **Dallas (14 straight)**

40+ WINS SEASONS
(since 1996)

1. New Jersey (13)
Detroit (13)
3. Philadelphia (12)
4. **Dallas (11)**
Colorado (11)

50+ WIN SEASONS
(since 1996)

1. Detroit (5)
2. **Dallas (3)**
3. Buffalo (2)
Ottawa (2)
San Jose (2)
Washington (2)

GOING STREAKING ON THE ROAD: From December 13 to January 20, the Dallas Stars went on a franchise-best eight-game road winning streak (8-0-0). In that span, the club outscored the opposition 28-14, posting an average of 3.5 goals per game. The Stars were one of only two teams in the NHL to register a road winning streak of eight games or better (other was Vancouver). Only the Canucks had a longer road winning streak than the Stars (9).

STARS SHOW SEVEN POINT IMPROVEMENT: The Stars finished this season with a 42-29-11 record (95 points). The 95 point-mark was two points shy of the eighth and final playoff spot and was tied for the highest point total for a non-playoff team in NHL history (other was Colorado in 2006-07). Overall, Dallas had five more wins, seven more points than in 2009-10, and allowed 18 fewer goals.

THE COMEBACK KIDS: The Dallas Stars finished the season with the second-best record in the NHL when trailing after two periods (9-21-4, .265). The club's nine wins led the NHL in that category with six of those victories coming against the Central Division. The Stars rallied to beat the St. Louis Blues three times when down after two periods.

KARI LEHTONEN - PUCK STOPPER/OFFENSIVE JUGGERNAUT: Kari Lehtonen became the first goaltender in the NHL to register six assists in a season since Tomas Vokoun and Rick DiPietro each accomplished that feat during the 2007-08 season. Lehtonen's six assists surpassed Marty Turco ('08-09) and Ed Belfour ('01-02) for the franchise record for most assists by a Stars goaltender in a single season.

STARS REACH 80 POINTS IN 16 OF 17 SEASONS: With the shootout loss on March 9, 2011 against the Calgary Flames (67th game of the season), the Stars reached the 80 point mark in the standings for their 14th consecutive season. Since moving to Texas in 1993-94, the Stars have eclipsed 80 points in all but one of their 17 seasons. The team did not reach the 80-point mark in 2009-10 until their 76th game (March 27 vs. Los Angeles).

STEVE OTT ROCKS YOUR FACEOFF: Steve Ott dominated the faceoff dot in 2010-11 winning a team-leading 644-of-1138 opportunities (56.6%). Ott won 60% or more of his draws in 35 of his 82 games tying for ninth place overall in the NHL. Ott became the first Dallas Star to finish in the top-10 of faceoff percentage in the league since 2000-01, when Joe Nieuwendyk finished the season in eighth place, winning 722-of-1062 faceoffs (57.4%).

STARS GREAT WHEN SCORING FIRST: Dallas owned the second-best record in the NHL this season when scoring the first goal of the game (.821, 32-5-2) and third-best record in the league when they led after the first period with a 26-2-1 record (.897). In 2009-10, Dallas ranked 23rd in the league when leading after one, posting a 14-3-4 record (.667).

2010-11 DALLAS STARS TEAM NOTES

KEEPING THE LEAD: The Dallas Stars haven't lost a game in regulation when leading after two periods since the 2009-10 season (vs. Nashville on Oct. 31, 2009). The Stars finished the 2010-11 season with a 24-0-3 (.889) record when leading after two periods, and a 46-1-5 record(.933) over the past two seasons when leading after the second period.

FINNISHING STRONG: Kari Lehtonen was stellar in his final eight home games of the season, earning a 4-2-2 record with a 1.86 goals against average (GAA), .927 save percentage (SV%) and three shutouts. In 38 home games this season, Lehtonen posted a 19-11-8 record with a .917 SV% and 2.37 GAA. The 19 victories were one win shy of tying his career-best for most wins at home in a season (20, 2006-07).

90 POINTS: The Stars gained 93 points this season and reached the 90-point plateau for the 14th time since moving to Dallas and the 16th time overall in franchise history.

THE GOOSE IS ON THE LOOSE: Goligoski led all Dallas Stars in overall plus/minus (+20) and had the second-highest plus/minus ranking amongst the top-20 scoring defensemen in the NHL (Chara, 1st). Goligoski had points in 12 of his 23 games as a Dallas Star (four goals, nine assists).

SENDING THE FANS HOME HAPPY: Dallas' win against the Avalanche on April 7 marked the tenth consecutive win for the Stars in a home finale. Dallas has not lost their final home game of the regular season since April 13, 1997 (5-2 L vs. CHI). Since then, the Stars have earned a 12-0-1 record. The club finished the 2010-11 season with a 22-11-8 record at home and have earned at least 20 home wins in each of their last eight seasons.

STARS AT THE CENTER OF IT ALL: The Dallas Stars finished the 2010-11 season with a 14-5-1 record (.725) against teams from the Central Division. Amongst Western Conference teams, that was the best record any team had against the Central. The 14 wins in 20 games were second only to Chicago who had 15 wins in 24 games against Central Division teams.

LEHTONEN IS DALLAS' IRONMAN: Kari Lehtonen played in 69 games this season setting a new career-high for most games played in a single season (68, 2006-07). Lehtonen finished the season ranked fourth amongst goaltenders in total minutes (4,119), which was the most minutes Lehtonen had ever played in a single season (2006-07, 3,934 minutes). Lehtonen's 4,119 minutes played ranks third all-time in franchise history, being the only goaltender not named Marty Turco to crack the top-5 in that category.

KARI SETS FRANCHISE-SAVE MARK: Kari Lehtonen made more saves in a single season than any other goaltender in Stars franchise history (1,868 saves). Prior to this season, Marty Turco held the record accruing 1,790 saves during the 2008-09 season.

Most Saves In a Season (Franchise)

1. Kari Lehtonen –1,868 saves (2010-11)
2. Marty Turco –1,790 saves (2008-09)
3. Jon Casey –1,574 saves (1989-90)
4. Don Beaupre –1,508 saves (1985-86)
5. Marty Turco –1,504 saves (2003-04)

BENN SCORING: Jamie Benn ranked third among second-year players in scoring:

1. John Tavares (NYI): 67 points, 29 goals, 38 assists
Matt Duchene (COL): 67 points, 27 goals, 40 assists
3. Jamie Benn (DAL): 56 points, 22 goals, 34 assists
4. Michael Grabner (NYI): 53 points, 34 goals, 19 assists
5. Tyler Ennis (BUF): 49 points, 20 goals, 29 assists

2010-11 DALLAS STARS TEAM NOTES

RIBEIRO IS MR. CLUTCH: Fifteen of Mike Ribeiro's 19 goals this season came when the team is either trailing by one goal, or tied. Over the last two seasons combined, 26 of his 39 goals came in one of those scenarios.

ONE OF FIVE D-MEN TO RECORD THREE-GAME GOAL STREAK: Defenseman Alex Goligoski recorded goals in three consecutive games (3-0-3), tying the longest goal streak of his career. He posted three goals in three-straight games previously when he was with Pittsburgh (Oct. 24 – 30, 2009). Goligoski was one of just five NHL defensemen to record a goal in three straight games in 2010-11 (others: Green, Burns, Byfuglien, Fowler).

GRABNER AND BENN: Jamie Benn was one of only three players in 2010-11 to record a goal in six-straight games:

Jamie Benn (DAL): 6 games (6g, 1a), from March 1-11)

Michael Grabner (NYI): 6 games (10g, 3a), from Feb. 5-15

Danny Cleary (DET): 6 games (8g, 2a), from Nov 5-17

LEADING BY EXAMPLE: Twenty-three of Brenden Morrow's 33 goals this season came since Dec. 16, the most by any Star in that span. Morrow's 33 goals in 2010-11 set a new career-high for most goals in a season, breaking his previous mark of 32 in 2007-08. Morrow's 33 goal season is the second 30-goal campaign of his NHL career.

BACK-TO-BACK GAMES: The Dallas Stars finished 2010-11 with a 14-9-1 record in back-to-back games. Eleven of the 12 contests the Stars played on the second night of the back-to-back came on the road: In 2009-10, the Stars went 9-10-5 in back-to-back games.

First Game	Opponent	Result	Second Game	Opponent	Result
Oct. 8	@ New Jersey	4-3 W (OT)	Oct. 9	@ NY Islanders	5-4 W (SO)
Nov. 5	vs. Phoenix	6-3 W	Nov. 6	@ Colorado	0-5 L
Nov. 11	@ Los Angeles	1-3 L	Nov. 12	@ Anaheim	2-4 L
Nov. 26	vs. St. Louis	3-2 W	Nov. 27	@ St. Louis	2-1 W
Dec. 10	vs. Carolina	2-1 W (SO)	Dec. 11	@ Phoenix	2-5 L
Dec. 18	@ Columbus	2-1 W	Dec. 19	@ Detroit	4-3 W
Dec. 28	@ Nashville	4-2 W	Dec. 29	vs. Detroit	3-7 L
Jan. 20	@ Edmonton	4-2 W	Jan. 21	@ Calgary	4-7 L
Feb. 15	@ Edmonton	1-4 L	Feb. 16	@ Calgary	2-4 L
March 4	@ Anaheim	3-4 L (OT)	March 5	@ San Jose	3-2 W
April 2	@ Los Angeles	1-3 L	April 3	@ Anaheim	4-3 W
April 7	vs. Colorado	4-2 W	April 8	@ Colorado	3-2 W
Record:	8-3-1		Record:	6-6-0	
GF: 34 (2.8 PG)	GA: 29 (2.4 PG)		GF: 33 (2.8 PG)	GA: 47 (3.9 PG)	
PP: 9-43 (21%)	PK: 37-46 (80%)		PP: 5-46 (10.9%)	PK: 26-36 (72.2%)	

2010-2011 REGULAR SEASON GAME-BY-GAME SUMMARIES

Date	Opp.	Shots by Period					Power					Penalties/		GW	Goalie	Attn.
		1	2	3	OT	F	1	2	3	OT	F	Plays	Minutes	Goal	(Saves-Shots)	
10/8	at NJD	2	1	0	0	3	11	5	13	1	30	1-1	3-6		M. Brodeur (24-28)	17,625
	DAL	1	2	0	1	4	11	12	4	1	28	0-1	3-6	L. Eriksson	K. Lehtonen (27-30)	
10/9	at NYI	0	2	2	0	4	13	10	23	1	47	3-8	7-14		R. DiPietro (18-22)	13,351
	DAL	2	1	1	0	5	6	10	5	1	22	1-7	8-16	M. Ribeiro (SO)	K. Lehtonen (43-47)	
10/14	vs. DET	0	0	1	-	1	7	7	12	-	26	1-5	3-6		C. Osgood (11-15)	18,532
	DAL	1	3	0	-	4	3	8	4	-	15	1-3	5-10	L. Eriksson	K. Lehtonen (25-26)	
10/16	vs. STL	2	0	0	0	2	11	16	14	2	43	1-6	5-10		T. Conklin (17-19)	11,750
	DAL	1	1	0	0	3	8	8	5	4	25	0-4	5-12	L. Eriksson (SO)	K. Lehtonen (32-33)	
10/18	at TBL	2	2	1	-	5	15	20	9	-	44	4-5	5-1-0	D. Moore	M. Smith (15-19)	13,277
	DAL	1	1	2	-	4	7	3	9	-	19	0-5	5-10		K. Lehtonen (39-44)	
10/21	at FLA	0	0	1	-	1	13	6	9		28	0-3	3-9		T. Vokoun (25-29)	11,580
	DAL	2	2	0	-	4	14	9	6	-	29	0-2	5-21	T. Wandell	K. Lehtonen (27-28)	
10/23	vs. NSH	1	0	0	-	1	11	5	8	-	24	0-2	3-6	O'Reilly	P. Rinne (30-30)	13,583
	DAL	0	0	0	-	0	8	13	9	-	30	0-3	2-4		K. Lehtonen (23-24)	
10/26	vs. ANA	0	3	2	-	5	7	9	10	-	26	1-3	5-10	G. Parros	J. Hiller (35-37)	12,378
	DAL	1	0	1	-	2	14	16	7	-	37	1-5	4-19		K. Lehtonen (21-26)	
10/28	vs. LAK	1	2	2	-	5	6	6	12	-	24	1-3	8-19	W. Simmonds	J. Quick (30-32)	11,306
	DAL	1	0	1	-	2	6	14	12	-	32	1-6	4-19		K. Lehtonen (19-24)	
10/30	vs. BUF	0	0	0	-	0	7	14	13	-	34	0-2	7-14		P. Lalime (38-41)	15,015
	DAL	1	1	2	-	4	13	13	15	-	41	2-7	2-4	J. Neal	A. Raycroft (34-34)	
11/3	vs. PIT	0	1	1	-	2	4	12	7	-	23	0-4	11-34		B. Johnson (24-29)	15,637
	DAL	2	2	1	-	5	12	6	11	-	29	0-5	10-32	S. Ott	A. Raycroft (21-23)	
11/5	vs. PHX	0	1	2	-	3	9	8	11	-	28	1-6	6-12		J. Labarbera (25-31)	12,255
	DAL	1	4	1	-	6	13	10	8	-	31	4-6	5-12	J. Benn	K. Lehtonen (25-28)	
11/6	at COL	1	2	2	-	5	14	11	20	-	45	0-2	8-19	K. Porter	A. Raycroft (40-45)	16,172
	DAL	0	0	0	-	0	9	14	8	-	31	0-3	7-17		P. Budaj (31-31)	
11/11	at LAK	1	0	2	-	3	8	7	14	-	29	2-8	11-42	J. Williams	K. Lehtonen (26-29)	18,118
	DAL	1	0	0	-	1	12	8	8	-	28	0-5	13-49		J. Quick (27-28)	
11/12	at ANA	1	0	3	-	4	18	12	7	-	37	2-4	2-4	B. Ryan	K. Lehtonen (33-37)	13,831
	DAL	0	1	1		2	5	9	15	-	29	0-2	3-6		J. Hiller (27-29)	
11/16	vs. ANA	0	1	0	-	1	9	6	12	-	27	1-6	8-22		J. Hiller (24-26)	13,443
	DAL	1	0	1	-	2	7	11	8	-	26	1-5	9-24	B. Richards	K. Lehtonen (26-27)	
11/18	vs. SJ	1	2	1	0	4	15	11	12	1	39	0-5	8-33		J. Hiller (36-41)	14,720
	DAL	2	0	2	1	5	14	12	12	3	41	1-4	8-35	M. Ribeiro	K. Lehtonen (35-39)	
11/20	vs. COL	1	2	0	0	4	5	12	7	2	26	3-5	5-10	K. Porter (SO)	P. Budaj (26-29)	17,441
	DAL	0	2	1	0	3	8	9	10	2	29	1-5	5-10		K. Lehtonen (23-26)	
11/22	at TOR	1	2	1	-	4	7	10	9	-	26	0-1	3-9	N. Kulemin	J. Gustavsson (21-22)	17,441
	DAL	0	1	0	-	1	6	9	7	-	22	0-2	2-7		K. Lehtonen (22-26)	
11/24	at OTT	0	1	0	-	1	6	8	5	-	19	0-2	5-10		P. Leclaire (24-26)	16,281
	DAL	0	1	1	-	2	7	12	7	-	26	0-4	3-6	B. Morrow	A. Raycroft (18-19)	
11/26	vs. STL	1	1	0	-	2	6	13	8	-	27	0-1	5-16		J. Halak (19-22)	16,675
	DAL	0	1	2	-	3	5	9	8	-	22	0-3	3-12	M. Ribeiro	K. Lehtonen (25-27)	
11/27	at STL	0	1	0	-	1	13	14	9	-	36	0-2	5-13		J. Halak (21-23)	19,150
	DAL	0	0	2	-	2	4	12	7	-	23	1-3	4-11	L. Eriksson	K. Lehtonen (35-36)	
11/29	at CAR	0	1	0	-	1	12	5	11	-	28	0-4	6-12		C. Ward (29-33)	15,382
	DAL	1	2	1	-	4	10	13	10	-	33	0-3	8-16	S. Ott	K. Lehtonen (27-28)	
12/2	vs. WSH0	0	1		-	1	14	10	14	-	38	1-3	7-17		M. Neuvirth (19-21)	13,943
	DAL	0	1	1	-	2	7	8	6	-	21	1-6	4-11	B. Segal	A. Raycroft (37-38)	
12/4	vs. MIN	0	1	2	0	3	7	15	9	0	31	0-3	7-14		J. Theodore (29-33)	14,344
	DAL	1	1	1	1	4	7	9	13	4	33	2-6	4-8	S. Robidas	K. Lehtonen (28-31)	
12/6	at CBJ	1	0	1	0	3	7	8	10	4	29	1-3	4-8	K. Wilson (SO)	M. Garon (16-18)	10,932
	DAL	0	1	1	0	2	5	5	8	0	18	0-4	3-6		K. Lehtonen (27-29)	
12/8	at CHI	2	2	1	-	5	10	5	10	-	25	1-6	2-7	T. Brouwer	C. Crawford (28-31)	21,184
	DAL	0	3	0	-	3	7	11	13	-	31	0-1	7-17		A. Raycroft (20-25)	
12/10	vs. CAR	0	1	0	0	1	5	9	5	4	23	0-5	4-8		C. Crawford (28-29)	13,012
	DAL	1	0	0	0	2	5	11	7	6	29	0-4	5-10	B. Richards (SO)	A. Raycroft (22-23)	

2010-2011 REGULAR SEASON GAME-BY-GAME SUMMARIES CONTD...

Scoring by Period		Shots by Period				Power				Penalties/		GW	Goalie	Attn.		
Date	Opp.	1	2	3	OT	F	1	2	3	OT	F	Plays	Minutes		Goal	(Saves-Shots)
12/11	at PHX	3	0	2	-	5	18	7	9	-	34	1-4	8-19	S. Doan	I. Bryzgalov (33-35)	11,410
	DAL	0	1	1	-	2	15	11	9	-	35	1-7	5-13		A. Raycroft (29-35)	
12/13	at SJ	0	2	0	0	2	8	10	13	2	33	0-1	3-6		A. Niemi (29-31)	17,562
	DAL	1	1	0	0	3	11	10	7	3	31	1-3	1-2	B. Richards (SO)	A. Raycroft (31-33)	
12/16	vs. SJ	1	2	0	1	4	16	7	17	3	43	1-7	2-4	L. Couture (OT)	A. Nittymaki (3-18)	14,899
	DAL	1	1	1	0	3	6	7	5	0	18	2-2	6-14		K. Lehtonen (4-43)	
12/18	at CBJ	1	0	0	-	1	14	13	9	-	36	0-5	14-50		M. Garon (21-23)	13,973
	DAL	1	0	1	-	2	6	7	10	-	23	1-6	12-38	B. Richards	K. Lehtonen (35-36)	
12/19	at DET	2	1	0	0	3	11	10	10	0	31	1-3	7-17		C. Osgood (28-32)	20,066
	DAL	2	0	1	1	4	8	10	11	3	32	1-6	5-13	L. Eriksson (OT)	A. Raycroft (28-31)	
12/21	vs. MTL	0	1	1	-	2	10	10	9	-	29	0-4	4-11		C. Price (12-17)	17,805
	DAL	2	2	1	-	5	7	5	5	-	17	1-2	6-15	K. Skrastins	K. Lehtonen (27-29)	
12/23	vs. CGY	1	0	1	0	3	6	10	15	2	33	1-4	5-16	A. Tanguay (SO)	M. Kiprusoff (14-16)	15,520
	DAL	1	0	1	0	2	4	2	7	3	16	1-3	6-18		K. Lehtonen (31-33)	
12/26	vs. PHX	0	1	0	-	1	7	10	8	-	25	0-4	3-9	K. Turris	J. Labarbera (30-30)	17,515
	DAL	0	0	0	-	0	8	13	9	-	30	0-2	4-13		K. Lehtonen (24-25)	
12/28	at NSH	0	1	1	-	2	16	18	12	-	46	1-6	7-20		P. Rinne (21-25)	17,113
	DAL	0	1	3	-	4	8	7	10	-	25	0-4	9-24	M. Fistic	A. Raycroft (44-46)	
12/29	vs. DET	1	2	4	-	7	4	15	7	-	26	2-2	4-8	B. Stuart	J. Howard (29-31)	18,532
	DAL	0	3	0	-	3	12	14	5	-	31	0-3	3-6		K. Lehtonen (19-26)	
12/31	vs. VAN	2	2	0	-	4	8	7	7	-	22	3-5	6-20	R. Torres	C. Schneider (44-45)	17,733
	DAL	0	0	1	-	1	8	18	19	-	45	1-4	8-24		K. Lehtonen (18-22)	
1/2	at STL	2	0	0	-	2	12	11	7	-	30	0-2	4-14		J. Halak (23-27)	19,150
	DAL	1	0	3	-	4	12	5	10	-	27	1-2	4-14	B. Richards	K. Lehtonen (28-30)	
1/5	at CHI	0	2	0	-	2	12	15	10	-	37	0-4	3-6		C. Crawford (18-22)	21,245
	DAL	2	0	2	-	4	11	5	6	-	22	3-3	4-8	M. Ribeiro	K. Lehtonen (35-37)	
1/7	vs. NYR	0	1	1	0	3	10	11	10	0	31	1-4	5-13	M. Zuccarello(SO)	H. Lundqvist (28-30)	14,934
	DAL	1	1	0	0	2	10	8	11	1	30	1-4	5-13		K. Lehtonen (29-31)	
1/9	at MIN	0	0	0	-	0	11	5	10	-	31	0-2	3-6		J. Theodore (22-26)	18,082
	DAL	2	0	2	-	4	10	9	9	-	28	0-3	2-4	T. Daley	A. Raycroft (26-26)	
1/11	vs. EDM	0	0	2	-	2	12	11	18	-	41	0-3	6-15		N. Khabibulin (17-20)	12,463
	DAL	1	1	1	-	3	6	10	4	-	20	0-2	6-15	J. Neal	K. Lehtonen (39-41)	
1/15	vs. ATL	0	0	1	-	1	13	10	7	-	30	0-3	7-30		C. Mason (21-27)	17,702
	DAL	1	2	3	-	6	6	10	11	-	27	4-5	5-16	A. Burish	K. Lehtonen (29-30)	
1/17	vs. LAK	1	0	0	-	1	18	8	6	-	24	0-2	5-10		J. Bernier (25-27)	14,163
	DAL	0	2	0	-	2	9	13	5	-	27	2-5	2-4	Langenbrunner	K. Lehtonen (23-24)	
1/20	at EDM	1	1	0	-	2	15	13	4	-	32	0-4	3-6		N. Khabibulin (20-24)	16,839
	DAL	1	2	1	-	4	9	10	5	-	24	1-3	4-8	J. Neal	K. Lehtonen (30-32)	
1/21	at CGY	2	3	2	-	7	7	6	6	-	19	1-2	4-11	B. Morrison	H. Karlsson (17-21)	19,289
	DAL	2	1	1	-	4	7	7	7	-	21	0-2	4-11		A. Raycroft (12-19)	
1/24	at VAN	3	2	2	-	7	12	12	12	-	36	3-7	9-26	R. Kesler	R. Luongo (25-26)	18,860
	DAL	1	0	0	-	1	10	7	9	-	26	0-4	12-32		K. Lehtonen (29-36)	
1/26	vs. EDM	0	1	0	-	1	11	11	13	-	35	1-3	13-46		N. Khabibulin (18-21)	13,875
	DAL	1	2	0	-	3	5	6	10	-	21	1-4	13-54	B. Morrow	K. Lehtonen (34-35)	
2/1	vs. VAN	0	3	1	-	4	7	11	8	-	26	2-3	5-10	C. Ehrhoff	C. Schneider (25-26)	12,884
	DAL	0	1	0	-	1	8	9	9	-	26	0-5	3-6		K. Lehtonen (22-26)	
2/3	at BOS	4	0	2	-	6	15	9	11	-	35	0-4	10-51	S. Thornton	T. Rask (30-33)	17,565
	DAL	0	1	2	-	3	9	16	8	-	33	0-3	10-40		K. Lehtonen (29-32)	
2/5	at PHI	1	1	1	-	3	13	8	11	-	32	0-3	3-6	D. Powe	B. Boucher (30-31)	19,881
	DAL	0	1	0	-	1	9	14	8	-	31	0-3	3-6		K. Lehtonen (29-32)	
2/9	vs. PHX	1	0	1	1	3	14	7	10	4	35	2-3	4-8	R. Vrбата	I. Bryzgalov (16-18)	11,488
	DAL	1	1	0	0	2	7	7	4	0	18	0-1	6-12		K. Lehtonen (32-35)	
2/11	vs. CHI	3	0	0	0	3	9	8	7	2	26	1-5	7-14		M. Turco (33-35)	17,569
	DAL	0	2	1	0	4	5	17	10	3	35	1-5	7-14	B. Richards (SO)	K. Lehtonen (23-26)	
2/13	vs. CBJ	1	1	0	-	2	18	12	9	-	39	0-2	6-12	R. Nash	C. Mason (29-30)	16,377
	DAL	1	0	0	-	1	6	10	14	-	30	1-6	2-4		K. Lehtonen (37-39)	

Scoring by Period		Shots by Period					Power					Penalties/		GW	Goalie	Attn.
Date	Opp.	1	2	3	OT	F	1	2	3	OT	F	Plays	Minutes	Goal	(Saves-Shots)	
2/15	at EDM	1	2	1	-	4	11	12	7	-	30	2-6	3-6	T. Chorney	N. Khabibulin (24-25)	16,839
	DAL	0	1	0	-	1	7	9	9	-	25	1-3	6-12		K. Lehtonen (26-40)	
2/16	at CGY	1	1	2	-	4	16	5	10	-	31	1-3	2-4	C. Sarich	M. Kiprusoff (22-24)	19,289
	DAL	0	2	0	-	2	3	10	11	-	24	0-2	3-6		K. Lehtonen (28-31)	
2/19	at VAN	1	1	2	-	4	14	13	11	-	38	0-2	5-13	D. Sedin	R. Luongo (22-24)	18,860
	DAL	1	0	1	-	2	11	5	8	-	24	0-3	4-11		A. Raycroft (33-38)	
2/22	vs. NJD	0	0	1	-	1	9	5	9	-	23	1-4	3-8	N. Palmieri	J. Hedberg (19-19)	13,652
	DAL	0	0	0	-	0	8	7	4	-	19	0-4	4-8		K. Lehtonen (22-23)	
2/24	at DET	0	0	1	-	1	8	14	17	-	39	1-6	8-27		J. Howard (21-25)	20,066
	DAL	2	1	1	-	4	12	6	7	-	33	0-3	11-33	L. Eriksson	K. Lehtonen (38-39)	
2/26	vs. NSH	0	2	0	-	2	12	8	7	-	27	0-3	5-10		P. Rinne (22-25)	15,860
	DAL	1	0	2	-	3	11	5	9	-	25	1-5	3-6	L. Eriksson	K. Lehtonen (25-27)	
3/1	at PHX	0	0	2	-	2	8	9	10	-	27	0-2	7-30		I. Bryzgalov (27-30)	15,751
	DAL	1	0	2	-	3	7	13	10	-	30	1-5	2-4	J. Benn	K. Lehtonen (25-27)	
3/4	at ANA	1	0	2	1	4	12	5	9	3	29	2-3	5-10	L. Visnovsky	D. Ellis (23-26)	12,883
	DAL	0	3	0	0	3	6	14	4	2	26	1-3	5-10		K. Lehtonen (25-29)	
3/5	at SJS	1	1	0	-	2	8	11	12	-	31	0-3	4-8		A. Niemi (25-28)	17,562
	DAL	1	0	2	-	3	11	7	10	-	28	0-2	6-12	J. Williams	K. Lehtonen (29-31)	
3/7	at LAK	1	1	1	0	3	7	11	5	0	23	0-4	5-10		J. Bernier (18-22)	18,118
	DAL	0	1	2	1	4	4	8	9	1	22	0-3	6-23	B. Morrow	K. Lehtonen (20-23)	
3/9	vs. CGY	3	0	0	0	4	10	4	13	7	34	0-1	3-6	C. Glencross (SO)	M. Kiprusoff (31-34)	14,476
	DAL	1	1	1	0	3	8	15	9	2	34	1-3	1-2		K. Lehtonen (31-34)	
3/11	vs. MIN	0	0	0	-	0	4	7	3	-	14	0-3	4-8		J. Theodore (27-31)	14,545
	DAL	0	3	1	-	4	8	13	9	-	31	0-4	3-6	J. Benn	K. Lehtonen (14-14)	
3/13	vs. LAK	1	1	1	-	3	9	9	12	-	30	1-3	4-8	M. Handzus	J. Quick (21-23)	15,627
	DAL	0	1	1	-	2	5	12	6	-	23	0-3	4-8		K. Lehtonen (27-30)	
3/15	vs. SJS	0	2	4	-	6	15	16	8	-	39	1-3	5-13	T. Mitchell	A. Niemi (34-37)	16,724
	DAL	0	2	1	-	3	9	15	13	-	37	1-4	5-21		K. Lehtonen (33-39)	
3/17	vs. CHI	0	0	0	-	0	11	7	5	-	23	0-4	7-25		C. Crawford (3-10)	14,830
	DAL	1	2	2	-	5	8	12	7	-	27	0-4	4-13	S. Ott	K. Lehtonen (23-23)	
3/19	vs. PHI	1	1	0	0	3	9	10	9	2	30	0-1	5-10	V. Leino (SO)	S. Bobrovsky (28-30)	17,652
	DAL	0	1	1	0	2	4	13	10	3	30	0-4	2-4		K. Lehtonen (28-30)	
3/23	vs. ANA	0	1	2	1	4	6	12	7	1	26	1-4	3-6	C. Fowler (OT)	R. Emery (23-26)	17,021
	DAL	0	1	2	0	3	9	7	9	1	26	1-3	4-8		K. Lehtonen (22-26)	
3/26	at NSH	1	2	1	-	4	11	11	10	-	32	0-1	4-8	M. Fisher	P. Renne (28-30)	16,892
	DAL	1	1	0	-	2	9	9	12	-	30	1-3	2-4		K. Lehtonen (28-32)	
3/29	at PHX	0	1	0	0	2	8	9	7	3	27	0-1	2-4	R. Whitney (SO)	I. Bryzgalov (44-45)	12,541
	DAL	0	1	0	0	1	12	18	13	2	45	1-2	1-2		K. Lehtonen (26-27)	
3/31	at SJ	1	2	3	-	6	14	17	21	-	52	1-3	3-6	D. Boyle	A. Niemi (29-29)	17,562
	DAL	0	0	0	-	0	10	11	8	-	29	0-3	3-6		K. Lehtonen (29-33)	
4/2	at LAK	0	1	2	-	3	12	10	10	-	32	0-0	1-2	M. Greene	J. Quick (24-25)	18,118
	DAL	0	1	0	-	1	12	5	8	-	25	0-0	1-2		K. Lehtonen (29-31)	
4/3	at ANA	2	1	0	-	3	9	6	12	-	27	0-3	6-12	M. Ribeiro	R. Emery (27-31)	16,424
	DAL	2	2	0	-	4	12	13	6	-	31	1-6	3-6		K. Lehtonen (24-27)	
4/5	vs. CBJ	0	0	0	-	0	10	5	8	-	23	0-2	6-12		D. Garon (27-28)	16,012
	DAL	1	0	2	-	3	5	11	14	-	30	1-5	3-6	S. Ott	K. Lehtonen (23-23)	
4/7	vs. COL	0	1	1	-	2	7	9	7	-	23	0-1	5-10		B. Elliott (33-37)	15,105
	DAL	2	0	2	-	4	13	14	10	-	37	1-5	1-2	B. Morrow	K. Lehtonen (21-23)	
4/8	at COL	0	1	1	-	2	2	9	6	-	17	0-1	3-6		P. Budaj (33-37)	14,037
	DAL	1	1	1	-	3	11	9	8	-	28	0-3	1-2	B. Morrow	K. Lehtonen (15-17)	
4/10	at MIN	0	1	1	-	2	2	9	6	-	17	0-1	3-6	A. MiETTinen	J. Theodore (26-29)	18,504
	DAL	2	1	0	-	3	15	3	11	-	29	2-5	2-4		K. Lehtonen (18-23)	

STARS FRANCHISE HIGHS & LOWS

2010-11 Stars Record (most recent)

GOALS

Stars Franchise Record (most recent)

6 – 2x, MR vs. ATL on 1/15/11 (W 6-1)	Most goals scored, game	15 – 11/11/81 vs. WPG (W 15-2)
7 – 3x, MR at VAN on 1/24/11 (L 7-1)	Most goals against, game	12 – 1/4/84 @ EDM (L 8-12)
11 – 2x, MR at VAN on 1/24/11 (L 7-1)	Most combined goals, game	20 – 1/4/84 @ EDM (L 8-12)
4 – vs. PHX on 11/5/10. 2nd period (W 6-3)	Most goals scored, period	8 – 11/11/81 vs. WPG, 3rd period (W 15-2)
4 – 2x, MR vs. SJS on 3/15/11, 3rd period (L 6-3)	Most goals against, period	6 – 2x, 11/19/75 vs. MTL, 3rd period (L 0-6)
4 – 2x, MR vs. ATL on 1/15/11 (W 6-1)	Most power play goals scored, game	5 – 2x, 11/16/82 @ LA (W 8-3)
4 – at TBL on 10/18/10 (L 5-4)	Most power play goals against, game	7 – 1/4/75 vs. BOS (L 0-8)
5 – vs. PHX on 11/5/10 (W 6-3)	Most combined power play goals, game	10 – 3x, 10/13/88 vs. PHI (L 6-7)
3 – vs. PHX on 11/5/10, 2nd period (W 6-3)	Most power play goals scored, period	4 – 11/16/82 @ LA, 2nd period (W 8-3)
2 – 4x, MR vs. VAN on 2/11/11, 2nd period	Most power play goals against, period	5 – 1/4/75 vs. BOS, 2nd period (L 8-0)
1 – 9x, MR at LAK on 3/7/11 (Benn, 3rd)	Most short handed goals scored, game	3 – 12/3/88 @ HFD (W 4-2)
2 – vs. SJS on 3/15/11 (3rd period, both EN)	Most short handed goals against, game	3 – 4x, 4/14/92 vs. DET (L 4-7)
3 – vs. SJS on 3/15/11 (L 6-3, 1 DAL, 2 SJS)	Most combined short handed goals, games	4 – 2x, 12/3/95 @ COL (W 7-6)

SHOTS

45 – 2x, MR at PHX on 3/30/11 (L 2-1 SO)	Most shots, game	68 – 3/24/81 vs. LA (L 3-4)
52 – at SJ on 3/31/11 (L 6-0)	Most shots against, game	67 – 2/7/71 @ BOS (T 4-4)
81 – at SJ on 3/31/11 (L 6-0)	Most combined shots, game	103 – 3/28/88 vs. CHI (T 7-7)
19 – vs. VAN on 12/31/10, 3rd period (L 4-1)	Most shots, period	32 – 12/13/72 vs. PHI, 1st period (W 7-2)
21 – at SJ on 3/31/11, 3rd period (L 6-0)	Most shots against, period	26 – 2x, 3/15/87 @ CHI, 3rd period (W 4-2)
15 – vs. DET on 10/14/10 (W 4-1)	Fewest shots, game	10 – 2x, 4/4/75 @ VAN (L 1-4)
14 – vs. MIN on 3/11/11 (W 4-0)	Fewest shots against, game	9 – 11/4/98 @ S.J. (L 0-4)
41 – vs. DET on 10/14/10 (W 4-1)	Fewest combined shots, game	30 – 2x, 11/27/98 vs. WSH (W 4-0)
2 – 2x, MR at COL on 4/8/11 (first period, 3-2 W)	Fewest shots, period (not OT)	0 – 3x, 12/27/03 vs. CBJ, 3rd period (W 4-3)
3 – vs. MIN on 3/11/11, 3rd period (W 4-0)	Fewest shots against, period (not OT)	0 – 4x, 1/10/04 vs. COL, 3rd period (L 2-4)

MISCELLANEOUS

49 – at LAK on 11/11/10 (L 3-1)	Most penalty minutes, game	211 – 2/26/81 @ BOS (L 1-5)
51 – at BOS on 2/3/11 (L 6-3)	Most penalty minutes by opponent, game	195 – 2/26/81 @ BOS (L 1-5)
91 – 2x, MR at BOS on 2/3/11 (L 6-3)	Most combined penalty minutes, game	406 – 2/26/81 @ BOS (L 1-5)
4 – 2x, MR vs. MIN on 3/11/11 (W 4-0)	Largest margin of victory	13 – 11/11/81 vs. WPG (W 15-2)
6 – at SJ on 3/31/11 (L 6-0)	Largest margin of defeat	9 – 3x, 1/9/90 @ DET (L 0-9)
7 – 11/24/10 – 12/6/10	Longest winning streak (games)	7 – 1/29/08 – 2/11/08
5 – 10/30/10 – 11/20/10	Longest home winning streak	11 – 11/04/72 – 12/27/72
8 – 12/13/10 – 1/20/11	Longest road winning streak	8 – 12/13/10 – 1/20/11
5 – 2/13/11 – 2/22/11	Longest losing streak (games)	10 – 2/1/76 – 2/20/76
5 – 12/23/10 – 1/7/11 (0-4-1)	Longest home losing streak	6 – 2x, 2/21/09 – 3/8/09
7 – 1/21/11 – 2/19/11 (0-7-0)	Longest road losing streak	10 – 12/12/09 – 1/21/10
8 – 2x, MR 2/24/11 – 3/11/11 (6-0-2)	Longest point streak (games)	15 – 12/6/98 – 1/6/99

2009-10 Individual Record (most recent)

SCORING

Stars Franchise Record (most recent)

2 – 12x, MR Morrow vs. EDM on 1/26/11	Most goals scored, game	5 – T. Young (1/15/79 @ NY Rangers)
3 – Patrick Eaves, vs. DET on 12/29/10	Most goals scored (opposing player), game	5 – 2x, W. Gretzky (12/6/87 @ EDM)
2 – Brad Richards, vs. PHX, 2nd period, 11/5/10	Most goals scored, period	3 – 6x, J. Jokinen (11/16/07 vs. COL, 2nd period)
3 – 4x, Mike Ribeiro at CGY on 1/21/11	Most assists, game	5 – 3x, B. Richards (2/28/08 vs. CHI)
3 – 2x, MR Mark Recchi at BOS on 2/3/11	Most assists (opposing player), game	6 – 2x, D. Gilmour (2/13/93 @ TOR)
2 – 6x, MR M. Ribeiro at CGY, 1st per on 1/21/11	Most assists, period	3 – many, B. Richards (1/18/10 vs. MIN, 2nd period)
4 – Loui Eriksson vs. PHX on 11/5/10	Most points, game	7 – Bobby Smith, 4-3-7 (11/11/81 vs. WPG)
4 – Patrick Eaves vs. DET on 12/29/10	Most points (opposing player), game	8 – W. Gretzky, 4-4-8 (1/4/84 @ EDM)
3 – Brad Richards, vs. PHX, 2nd period, 11/5/10	Most points, period	4 – 4x, D. Ciccarelli 2-2-4 (12/4/86 @ NJ, 2nd period)

MISCELLANEOUS

8 – 2x, MR James Neal vs. VAN on 12/31/10	Most shots, game	14 – D. Ciccarelli (3/28/88 vs. CHI)
14 – Patric Hornqvist at NSH on 12/28/10	Most shots (opposing player), game	14 – Patric Hornqvist at NSH on 12/28/10
17 – 2x, Steve Ott vs. SJS on 3/15/11	Most penalty minutes, game	39 – S. Payne (2/26/81 @ BOS)
19 – Tom Sestito at CBJ on 12/18/10	Most penalty minutes (opposing player), game	43 – K. Crowder (2/26/81 @ BOS)
6 - Jamie Benn (6 goals) from 3/11/11 - 3/11/11	Longest goal-scoring streak	10 – B. Bellows, 12 goals (3/12/90 – 3/31/90)
10 – L. Eriksson, 11 assists (12/28/10 - 1/17/11)	Longest assist streak	14 – J. Drouin, 21 assists (1/21/71 – 2/17/71)
11 – M. Ribeiro, 4 goals, 11 assists (12/29 – 1/21)	Longest point-scoring streak	20 – B. Bellows, 11-18-29 (1/11/86 – 2/21/86)
44 – Andrew Raycroft at NSH (12/28/10, W 4-2)	Most saves (goalie), game	63 – G. Worsley (2/7/71 @ BOS)
44 – 2x, MR Bryzgalov at PHX (3/29/11, L 2-1 SO)	Most saves (opposing goalie), game	65 – M. Lessard (3/24/81 vs. LA)
4 – 2x, MR A. Raycroft (12/13/10 - 1/9/11)	Longest winning streak (goalie)	14 – D. Beaupre, 14-0-0 (2/6/86 – 3/19/86)
6 – K. Lehtonen (4-0-2) from 2/24/11 - 3/11/11	Longest streak without a regulation loss	16 – M. Turco, 12-0-4 (12/29/02 – 3/25/03)

2010-11 DALLAS STARS TEAM STATISTICS

TEAM RECORD

Overall record:	42-29-11
Home record:	22-11-8
Road record:	14-20-7
Last 5 Games:	4-1-0
Last 10 Games:	4-3-2
1-Goal Games:	23-6-11
2-Goal Games:	6-8
3-Goal Games:	13-15
Scoring first	32-5-2
Opponent scoring first	10-24-9
Leading after 1 period	26-2-1
Trailing after 1 period	7-15-5
Tied after 1 period	9-12-5
Leading after 2 periods	24-0-3
Trailing after 2 periods	9-21-4
Tied after 2 periods	9-8-4
OT Record - This Season:	10-11
OT Record - Franchise:	123-105-229
SO Record - This Season:	5-7
SO Record - Franchise:	44-31
Outshooting opponent:	20-10-2
Outshot by opponent:	22-18-6
Even shots:	0-1-3
vs. EASTERN CONFERENCE:	11-5-2
vs. Northeast:	3-2-0
vs. Atlantic:	3-2-2
vs. Southeast:	5-1-0
vs. WESTERN CONFERENCE:	31-24-9
vs. Central:	14-5-1
vs. Pacific:	9-10-5
vs. Northwest:	8-8-3
October	6-4-0
November	8-4-1
December	8-5-3
January	8-2-1
February	3-8-1
March	5-4-5
April	4-2-0

GOALS BY PERIOD

	1	2	3	OT	T	Avg
Dallas Stars:	63	82	72	5	222	2.7
Opponents:	64	81	77	4	226	2.7

SHOTS BY PERIOD

	1	2	3	OT	T	Avg
Dallas Stars:	696	815	713	45	2269	27.6
Opponents:	840	801	819	44	2504	30.5

POWER PLAY

	G	ATT	PERCENTAGE
Overall:	55	306	18.0 (14th NHL)
Home:	36	169	21.3 (7th NHL)
Road:	19	137	13.9 (28th NHL)

* 15 Short handed goals allowed (29th NHL)

PENALTY KILL

	G	ATT	PERCENTAGE
Overall:	55	277	80.1 (23rd NHL)
Home:	27	143	81.1 (25th NHL)
Road:	28	134	79.1 (23rd NHL)

* 10 Short handed goals scored (6th NHL)

STARS FIRST GOAL

Richards	14
Benn	10
Morrow	8
Neal	7
Ribeiro	7
Ott	6
Eriksson	5
Burish	3
Daley	3
Goligoski	3
Wandell	3
Robidas	2
Skrastins	2
Petersen	1
Segal	1
Sutherby	1
Woywitka	1

GAME WINNING ASSIST

Richards	9
Ribeiro	8
Benn	6
Eriksson	6
Daley	4
Robidas	4
Morrow	3
Neal	3
Ott	3
Goligoski	2
Grossman	2
Langenbrunner	2
Niskanen	2
Fistric	1
Lehtonen	1
Skrastins	1
Woywitka	1

GAME'S FIRST GOAL

Ott	6
Benn	5
Ribeiro	4
Richards	4
Daley	3
Neal	3
Wandell	3
Burish	2
Eriksson	2
Morrow	2
Goligoski	1
Petersen	1
Robidas	1
Skrastins	1
Sutherby	1

GOAL PRODUCTION

FOR	TIMES	RECORD	AGAINST	TIMES	RECORD
0 goals	5	0-5-0	0 goals	5	0-5-0
1 goal	10	0-9-1	1 goal	16	13-3-0
2 goals	20	7-8-5	2 goals	17	15-1-1
3 goals	20	10-5-5	3 goals	16	7-3-6
4 goals	20	18-2-0	4 goals	14	2-7-5
5 goals	4	4-0-0	5 goals	8	0-8-0
6 goals	2	2-0-0	6 goals	3	0-3-0
7 goals	0	0-0-0	7 goals	3	0-3-0

POWER PLAY

0 goals	40	17-20-3	0 goals	43	30-10-3
1 goal	31	20-8-7	1 goal	28	11-12-5
2 goals	4	3-0-1	2 goals	7	0-4-3
3 goals	1	1-0-0	3 goals	3	1-2-0
4 goals	2	2-0-0	4 goals	1	0-1-0

SITUATIONAL GOALS

	FOR	AGAINST
5 on 5	145	145
5 on 4	52	12
5 on 3	3	0
4 on 4	6	3
4 on 3	1	0
3 on 3	0	0
3 on 4	0	4
3 on 5	0	3
4 on 5	9	48
Empty Net	5	11
Penalty Shots	1	0
1st minute of regulation	1	2
Last minute of regulation	6	12
1st minute of period	10	6
Last minute of period	13	17

FASTEST GOALS

For to start a game	0:41	B. Richards (10/14/10 vs. DET)
Allowed to start a game	0:35	M. Lucic (02/3/11 @ BOS)
For to start a period	0:31	J. Neal (1/21/11 @ CGY, 3rd period)
Allowed to start a period	0:26	M. Samuelsson (2/1/11 vs. VAN, 2nd period)
For after an opponent's goal	0:13	B. Morrow (10/18/10 @ TBL)
Allowed after Dallas goal	0:11	T. Selanne (3/28/11 vs. ANA)
Back-to-back goals for	0:18	Neal + Ribeiro (3/11/11 vs. MIN)
Back-to-back goals allowed	0:09	Ponikarovsky + Simmonds (10/28/10 vs. LAK)

2010-11 STARS HOME - ROAD BREAKDOWN

	HOME					ROAD					TOTAL				
	GP	G	A	P	+/-	GP	G	A	P	+/-	GP	G	A	P	+/-
Brad Richards	39	15	30	45	3	33	13	19	32	-2	72	28	49	77	1
Loui Eriksson	39	15	24	39	11	40	12	22	34	-1	79	27	46	73	10
Brenden Morrow	41	14	11	25	3	41	19	12	31	-6	82	33	23	56	-3
Mike Ribeiro	41	9	27	36	7	41	10	25	35	-11	82	19	52	71	-4
Jamie Benn	34	9	16	25	4	35	13	18	31	-9	69	22	34	56	-5
Steve Ott	41	7	12	19	-5	41	5	8	13	-4	82	12	20	32	-9
Trevor Daley	41	5	6	11	8	41	3	13	16	-1	82	8	19	27	7
Adam Burish	31	5	1	6	-2	32	3	5	8	4	63	8	6	14	2
Stephane Robidas	40	4	15	19	3	41	1	10	11	-10	81	5	25	30	-7
Tom Wandell	37	4	0	4	-1	38	3	2	5	-4	75	7	2	9	-5
Alex Goligoski	11	3	4	7	0	12	2	6	8	0	23	5	10	15	0
Brandon Segal	25	3	4	7	2	21	2	1	3	-2	46	5	5	10	0
Jamie Langenbrunner	19	2	7	9	3	20	3	6	9	-6	39	5	13	18	-3
Karlis Skrastins	37	2	1	3	4	37	1	4	5	-5	74	3	5	8	-1
Brian Sutherby	26	2	1	3	-1	25	0	1	1	-9	51	2	2	4	-10
Jeff Woywitka	30	1	4	5	2	33	1	5	6	3	63	2	9	11	5
Toby Petersen	30	1	2	3	-3	30	1	2	3	-4	60	2	4	6	-7
Tomas Vincour	12	1	1	2	-2	12	0	0	0	-3	24	1	1	2	-5
Jason Williams	12	1	0	1	-2	15	1	3	4	0	27	2	3	5	-2
Mark Fistric	29	1	0	1	1	28	1	3	4	-11	57	2	3	5	-10
Nicklas Grossman	34	0	3	3	7	25	1	6	7	0	59	1	9	10	7
Krystofer Barch	22	0	1	1	-4	22	2	0	2	-3	44	2	1	3	-7
Brad Lukowich	1	0	0	0	1	4	0	0	0	1	5	0	0	0	2

	HOME					ROAD					TOTAL				
	GP	REC.	GA	GAA	SV%	GP	REC.	GA	GAA	SV%	GP	REC.	GA	GAA	SV%
Kari Lehtonen	38	19-11-8	90	2.37	.917	31	15-13-3	85	2.77	.912	69	34-24-11	175	2.55	.914
Andrew Raycroft	5	3-0-0	2	0.54	.982	14	5-5-0	38	3.65	.887	19	8-5-0	40	2.83	.910

2010-11 STARS SPECIAL TEAMS SCORING

Power Play	G	A	Pts	Short Handed	G	A	Pts
Brad Richards	7	22	29	Jamie Benn	4	2	6
Loui Eriksson	10	15	25	Steve Ott	2	2	4
Mike Ribeiro	7	16	23	Loui Eriksson	1	2	3
Stephane Robidas	1	14	15	Toby Petersen	2	0	2
Brenden Morrow	9	4	13	Stephane Robidas	0	2	2
Jamie Benn	6	5	11	Brenden Morrow	1	0	1
Steve Ott	3	7	10	Mark Fistric	0	1	1
Alex Goligoski	3	4	7	Karlis Skrastins	0	1	1
Trevor Daley	2	3	5				
Jamie Langenbrunner	1	3	4				
Jeff Woywitka	1	1	2				
Jason Williams	0	1	1				

STARS POWER PLAY

DATE	OPP	POWER PLAY		POWER PLAY TOTAL		SEASON %
Oct. 8	at NJ	0	1	0	1	0.00%
Oct. 9	at NYI	1	7	1	8	12.5%
Oct. 14	vs. DET	1	3	2	11	18.2%
Oct. 16	vs. STL	0	4	2	15	13.3%
Oct. 18	at TBL	0	5	2	20	10.0%
Oct. 21	at FLA	0	2	2	22	9.1%
Oct. 23	vs. NSH	0	3	2	25	8.0%
Oct. 26	vs. ANA	1	5	3	30	10.0%
Oct. 28	vs. LAK	1	6	4	36	11.1%
Oct. 30	vs. BUF	2	7	6	43	14.0%
Nov. 3	vs. PIT	0	5	6	48	12.5%
Nov. 5	vs. PHX	4	6	10	54	18.5%
Nov. 6	at COL	0	3	10	57	17.5%
Nov. 11	at LAK	0	5	10	62	16.1%
Nov. 12	at ANA	0	2	10	64	15.6%
Nov. 16	vs. ANA	1	5	11	69	15.9%
Nov. 18	vs. SJ	1	4	12	73	16.4%
Nov. 20	vs. COL	1	5	13	78	16.7%
Nov. 22	at TOR	0	2	13	80	16.3%
Nov. 24	at OTT	0	4	13	84	15.5%
Nov. 26	vs. STL	0	3	13	87	14.9%
Nov. 27	at STL	1	3	14	90	15.6%
Nov. 29	at CAR	0	3	14	93	15.1%
Dec. 2	vs. WSH	1	6	15	99	15.2%
Dec. 4	vs. MIN	2	6	17	105	16.2%
Dec. 6	at CBJ	0	4	17	109	15.6%
Dec. 8	at CHI	0	1	17	110	15.5%
Dec. 10	vs. CAR	0	4	17	114	14.9%
Dec. 11	at PHX	1	7	18	121	14.9%
Dec. 13	at SJ	1	3	19	124	15.3%
Dec. 16	vs. SJ	2	2	21	126	16.7%
Dec. 18	at CBJ	1	6	22	132	16.7%
Dec. 19	at DET	1	6	23	138	16.7%
Dec. 21	vs. MTL	1	2	24	140	17.1%
Dec. 23	vs. CGY	1	3	25	143	17.5%
Dec. 26	vs. PHX	0	2	25	145	17.2%
Dec. 28	vs. NSH	0	4	25	149	16.8%
Dec. 29	vs. DET	0	3	25	152	16.4%
Dec. 31	vs. VAN	1	4	26	156	16.7%
Jan. 2	at STL	1	2	27	158	17.1%
Jan. 5	at CHI	3	3	30	161	18.6%
Jan. 7	vs. NYR	1	4	31	165	18.8%
Jan. 9	at MIN	0	3	31	168	18.5%
Jan. 11	vs. EDM	0	2	31	170	18.2%
Jan. 15	vs. ATL	4	5	35	175	20.0%
Jan. 17	vs. LAK	2	5	37	180	20.6%
Jan. 20	at EDM	1	3	38	183	20.8%
Jan. 21	at CGY	0	2	38	185	20.5%

STARS POWER PLAY

<u>DATE</u>	<u>OPP</u>	<u>POWER PLAY</u>		<u>POWER PLAY TOTAL</u>		<u>SEASON %</u>
Jan. 24	vs. VAN	0	4	38	189	20.1%
Jan. 26	vs. EDM	1	4	39	193	20.2%
Feb. 1	vs. VAN	0	5	39	198	19.7%
Feb. 3	at BOS	0	3	39	201	19.4%
Feb. 5	at PHI	0	3	39	204	19.1%
Feb. 9	vs. PHX	0	1	39	205	19.0%
Feb. 11	vs. CHI	1	5	40	210	19.0%
Feb. 13	vs. CBJ	1	6	41	216	19.0%
Feb. 15	at EDM	1	3	42	219	19.2%
Feb. 16	at CGY	0	2	42	221	19.0%
Feb. 19	at VAN	0	3	42	224	18.8%
Feb. 22	vs. NJ	0	4	42	228	18.4%
Feb. 24	at DET	0	3	42	231	18.2%
Feb. 26	vs. NSH	1	5	43	236	18.2%
Mar. 1	at PHX	1	5	44	241	18.3%
Mar. 4	at ANA	1	3	45	244	18.4%
Mar. 5	at SJS	0	2	45	246	18.3%
Mar. 7	at LAK	0	3	45	249	18.1%
Mar. 9	vs. CGY	1	3	46	252	18.3%
Mar. 11	vs. MIN	0	4	46	256	18.0%
Mar. 13	vs. LAK	0	3	46	259	17.8%
Mar. 15	vs. SJS	1	4	47	263	17.9%
Mar. 17	vs. CHI	0	4	47	267	17.6%
Mar. 19	vs. PHI	0	4	47	271	17.3%
Mar. 23	vs. ANA	1	3	48	274	17.5%
Mar. 26	at NSH	1	3	49	277	17.7%
Mar. 29	at PHX	1	2	50	279	17.9%
Mar. 31	at SJS	0	3	50	282	17.7%
Apr. 2	at LAK	0	0	50	282	17.7%
Apr. 3	at ANA	1	6	51	288	17.7%
Apr. 5	vs. CBJ	1	5	52	293	17.7%
Apr. 7	vs. COL	1	5	53	298	17.8%
Apr. 8	at COL	0	3	53	301	17.6%
Apr. 10	at MIN	2	5	55	306	18.0%

STARS PENALTY KILL

DATE	OPP	PENALITES KILLED		PENALTY KILL TOTAL		SEASON %
Oct. 8	at NJ	0	1	0	1	0.00%
Oct. 9	at NYI	5	8	5	9	55.6%
Oct. 14	vs. DET	4	5	9	14	64.3%
Oct. 16	vs. STL	5	6	14	20	70.0%
Oct. 18	at TBL	1	5	15	25	60.0%
Oct. 21	at FLA	3	3	18	28	64.3%
Oct. 23	vs. NSH	2	2	20	30	66.7%
Oct. 26	vs. ANA	2	3	22	33	66.7%
Oct. 28	vs. LAK	2	3	24	36	66.7%
Oct. 30	vs. BUF	2	2	26	38	68.4%
Nov. 3	vs. PIT	4	4	30	42	71.4%
Nov. 5	vs. PHX	5	6	35	48	72.9%
Nov. 6	at COL	2	2	37	50	74.0%
Nov. 11	at LAK	6	8	43	58	74.1%
Nov. 12	at ANA	2	3	45	61	73.8%
Nov. 16	vs. ANA	5	6	50	67	74.6%
Nov. 18	vs. SJ	5	5	55	72	76.4%
Nov. 20	vs. COL	3	5	58	77	75.3%
Nov. 22	at TOR	1	1	59	78	75.6%
Nov. 24	at OTT	2	2	61	80	76.3%
Nov. 26	vs. STL	1	1	62	81	76.5%
Nov. 27	at STL	2	2	64	83	77.1%
Nov. 29	at CAR	4	4	68	87	78.2%
Dec. 2	vs. WSH	2	3	70	90	77.8%
Dec. 4	vs. MIN	3	3	73	93	78.5%
Dec. 6	at CBJ	2	3	75	96	78.1%
Dec. 8	at CHI	5	6	80	102	78.4%
Dec. 10	vs. CAR	5	5	85	107	79.4%
Dec. 11	at PHX	3	4	88	111	79.3%
Dec. 13	at SJ	1	1	89	112	79.5%
Dec. 16	vs. SJ	6	7	95	119	79.8%
Dec. 18	at CBJ	5	5	100	124	80.6%
Dec. 19	at DET	2	3	102	127	80.3%
Dec. 21	vs. MTL	4	4	106	131	80.9%
Dec. 23	vs. CGY	3	4	109	135	80.7%
Dec. 26	vs. PHX	4	4	113	139	81.3%
Dec. 28	vs. NSH	5	6	118	145	81.4%
Dec. 29	vs. DET	0	2	118	147	80.3%
Dec. 31	vs. VAN	2	5	120	152	78.9%
Jan. 2	at STL	2	2	122	154	79.2%
Jan. 5	at CHI	4	4	126	158	79.7%
Jan. 7	vs. NYR	3	4	129	162	79.6%
Jan. 9	at MIN	2	2	131	164	79.9%
Jan. 11	vs. EDM	3	3	134	167	80.2%
Jan. 15	vs. ATL	3	3	137	170	80.6%
Jan. 17	vs. LAK	2	2	139	172	80.8%
Jan. 20	at EDM	4	4	143	176	81.3%
Jan. 21	at CGY	1	2	144	178	80.9%

STARS PENALTY KILL

<u>DATE</u>	<u>OPP</u>	<u>PENALTIES KILLED</u>		<u>PENALTY KILL TOTAL</u>		<u>SEASON %</u>
Jan. 24	vs. VAN	4	7	148	185	80.0%
Jan. 26	vs. EDM	2	3	150	188	79.8%
Feb. 1	vs. VAN	1	3	151	191	79.1%
Feb. 3	at BOS	4	4	155	195	79.5%
Feb. 5	at PHI	3	3	158	198	79.8%
Feb. 9	vs. PHX	1	3	159	201	79.1%
Feb. 11	vs. CHI	4	5	163	206	79.1%
Feb. 13	vs. CBJ	2	2	165	208	79.3%
Feb. 15	at EDM	4	6	169	214	79.0%
Feb. 16	at CGY	2	3	171	217	78.8%
Feb. 19	at VAN	2	2	173	219	79.0%
Feb. 22	vs. NJ	3	4	176	223	78.9%
Feb. 24	at DET	5	6	181	229	79.0%
Feb. 26	vs. NSH	3	3	184	232	79.3%
Mar. 1	at PHX	2	2	186	234	79.5%
Mar. 4	at ANA	1	3	187	237	78.9%
Mar. 5	at SJS	3	3	190	240	79.2%
Mar. 7	at LAK	4	4	194	244	79.5%
Mar. 9	vs. CGY	1	1	195	245	79.6%
Mar. 11	vs. MIN	3	3	198	248	79.8%
Mar. 13	vs. LAK	2	3	200	251	79.7%
Mar. 15	vs. SJS	2	3	202	254	79.5%
Mar. 17	vs. CHI	4	4	206	258	79.8%
Mar. 19	vs. PHI	1	1	207	259	79.9%
Mar. 23	vs. ANA	3	4	210	263	79.8%
Mar. 26	at NSH	1	1	211	264	79.9%
Mar. 29	at PHX	1	1	212	265	80.0%
Mar. 31	at SJS	2	3	214	268	79.9%
Apr. 2	at LAK	0	0	214	268	79.9%
Apr. 3	at ANA	3	3	217	271	80.1%
Apr. 5	vs. CBJ	2	2	219	273	80.2%
Apr. 7	vs. COL	1	1	220	274	80.3%
Apr. 8	at COL	1	1	221	275	80.4%
Apr. 10	at MIN	1	2	222	277	80.1%

**STARS WHEN...
5 ON 3 STATS**

SPECIAL TEAM SCENARIOS

When scoring...

17-20-3
19-8-7
3-1-1
3-0-0

0 Power Play Goals
1 Power Play Goal
2 Power Play Goals
3+ Power Play Goals

When allowing...

28-10-3
12-12-5
0-4-3
1-3-0

SCORING SCENARIOS

When scoring...

0-5-0
0-9-1
9-8-6
33-7-4

0 Goals
1 Goal
2 Goals
3+ Goals

When allowing...

6-0-0
12-3-2
15-1-4
8-25-5

5-3 POWER PLAY/PENALTY KILL

Overall
1-30 seconds
30-59 seconds
60+ seconds

5-on-3 Power Play

3 for 12
1 for 7
1 for 3
1 for 2

5-on-3 Penalty Kill

9 of 12
2 of 3
2 of 4
5 of 5

Time Played
Avg. Time

5:03
0:24

9:04
0:45

STARS INJURY REPORT

TOTAL MAN GAMES LOST: 160

PLAYER	INJURY	DATES MISSED	GAMES LOST
Toby Petersen	lower body	1/5/11 - 2/13/11	16
Nicklas Grossman	lower body	2/15/11 - 3/9/11	11
Adam Burish	lower body	3/13/2011 - 4/5/11	11
Brian Sutherby	back spasms	3/19/11 - 4/8/11	11
Jamie Benn	shoulder	1/26/11 - 2/19/11	10
Brad Richards	upper body	2/15/11 - 3/7/11	10
Nicklas Grossman	lower body	3/23/11 - 4/8/11	10
Raymond Sawada	shoulder	2/5/11 - 2/24/11	9
Adam Burish	facial	2/5/11 - 2/22/11	8
Krys Barch	facial	2/5/11 - 2/22/11	8
Mark Fistric	lower body	11/22/10 - 12/6/10	7
Krys Barch	foot injury	12/4/10 - 12/13/10	6
Toby Petersen	hand injury	12/4/10 - 12/13/10	6
Matt Niskanen	hand injury	1/7/11 - 1/20/11	6
Karlis Skrastins	lower body	3/23/11 - 4/2/11	4
Tom Wandell	shoulder	1/26/11 - 2/5/11	4
Kari Lehtonen	lower body tightness	12/8/10 - 12/13/10	4
Jamie Benn	concussion	10/14/10 - 10/18/10	3
Karlis Skrastins	upper body	1/7/11 - 1/11/10	3
Tom Wandell	illness	12/26/10 - 12/28/10	2
Nicklas Grossman	illness	12/26/10 - 12/28/10	2
Mark Fistric	illness	2/1/11 - 2/3/11	2
Loui Eriksson	upper body	3/17/11 - 3/19/11	2
Jeff Woywitka	upper body	1/26/11	1
Karlis Skrastins	quad contusion	12/23/10	1
Travis Morin	illness	2/3/11	1
Jamie Langenbrunner	lower body	3/5/11	1
Mark Fistric	upper body	4/4/11	1

2010-11 DALLAS STARS TRANSACTIONS

September

- 16 Signed James Neal and Matt Niskanen each to two-year contracts.
- 29 Assigned Maxime Fortunus and Francis Wathier to Texas Stars (AHL).

October

- 1 Assigned Brent Krahan to Texas Stars.
- 2 Assigned Tom Wandell to Texas Stars for conditioning.
- 4 Assigned Severin Blindenbacher, Aaron Gagnon, Philip Larsen & Tomas Vincour to Texas Stars; recalled Tom Wandell from conditioning assignment.
- 15 Hired Gary Roberts as a player development consultant.
- 17 Recalled Aaron Gagnon from Texas; assigned Fabian Brunnstrom to Texas.
- 19 Assigned Aaron Gagnon to Texas.
- 27 Recalled Philip Larsen from Texas.
- 29 Assigned Philip Larsen to Texas.

November

- 4 Signed Jack Campbell to a three-year entry level contract.
- 17 Signed Matt Fraser to a three-year entry level contract.
- 23 Recalled Severin Blindenbacher from Texas.
- 26 Mark Fistric placed on injured reserve.
- 30 Assigned Severin Blindenbacher to Texas.

December

- 3 Recalled Aaron Gagnon from Texas.
- 4 Recalled Philip Larsen from Texas; Krys Barch placed on injured reserve.
- 6 Francis Wathier recalled from Texas.
- 7 Francis Wathier assigned to Texas.
- 8 Recalled Richard Bachman from Texas; Activated Mark Fistric and assigned to Texas for conditioning.
- 9 Philip Larsen assigned to Texas; Toby Petersen placed on injured reserve; Maxime Fortunus recalled from Texas.
- 12 Mark Fistric recalled from conditioning assignment with Texas; Maxime Fortunus assigned to Texas.
- 15 Assigned Richard Bachman and Aaron Gagnon to Texas.
- 16 Krys Barch and Toby Petersen activated from injured reserve.
- 27 Recalled Aaron Gagnon from Texas.
- 29 Signed Trevor Daley to six-year contract extension.
- 30 Aaron Gagnon assigned to Texas.

January

- 6 Toby Petersen placed on injured reserve; Philip Larsen recalled from Texas.
- 7 Acquired Jamie Langenbrunner from the New Jersey Devils in exchange for a conditional third round pick in the 2011 NHL Entry Draft.
- 11 Assigned Brandon Segal to Texas.
- 13 Assigned Philip Larsen to Texas. Traded Fabian Brunnstrom to Toronto in exchange for Mikhail Stefanovich.
- 19 Recalled Aaron Gagnon and Francis Wathier from Texas.
- 23 Assigned Aaron Gagnon to Texas.

January (cont.)

- 25 Recalled Aaron Gagnon and Travis Morin from Texas. Assigned Francis Wathier to Texas.
- 27 Assigned Aaron Gagnon and Travis Morin to Texas.
- 31 Recalled Aaron Gagnon and Travis Morin from Texas.

February

- 2 Placed Tom Wandell on injured reserve; recalled Ray Sawada from Texas.
- 4 Placed Adam Burish on injured reserve; recalled Francis Wathier and Colton Sceviour from Texas.
- 6 Recalled Tomas Vincour from Texas; Assigned Travis Morin and Colton Sceviour to Texas.
- 9 Activated Tom Wandell from injured reserve.
- 12 Signed Jason Williams to one –year contract; Placed Krys Barch on injured reserve; Assigned Francis Wathier to Texas.
- 14 Assigned Toby Petersen to Texas for conditioning; Placed Ray Sawada on injured reserve; Recalled Francis Wathier from Texas.
- 15 Recalled Toby Petersen and Trevor Ludwig from Texas; Assigned Francis Wathier to Texas.
- 20 Assigned Trevor Ludwig to Texas.
- 21 Acquired Alex Goligoski from Pittsburgh in exchange for James Neal and Matt Niskanen.
- 23 Activated Krys Barch and Adam Burish from injured reserve; Assigned Aaron Gagnon to Texas.
- 25 Activated Ray Sawada from injured reserve and assigned him to Texas.

March

- 1 Signed Brenden Dillon to a three-year entry level contract.
- 17 Recalled Brandon Segal from Texas.
- 22 Recalled Brad Lukowich from Texas.

2010-11 PROSPECT REPORT

Three Dallas Stars' Prospects Skate in the 2010 World Junior Championships

Jack Campbell (United States), Patrick Nemeth and John Klingberg (both Sweden) each competed at the 2011 World Junior Championships in Buffalo. The United States captured the Bronze Medal as Campbell played in six games, posting a 5-1-0 record with a 1.70 goals against average and a .941 save percentage. Nemeth and Klingberg helped Sweden to a fourth-place finish at the tournament. Nemeth skated in six games, collecting one assist, two penalty minutes and a +1 rating. Klingberg appeared in six games, posting one goal, one assist and a +2 rating.

Bachman Receives Player of the Week Honors in AHL

Bachman was named the AHL player of the week for the period ending November 21, 2010, during the week he posted a 3-0-0 record with a 0.97 GAA and a .967 SV%. He played in 55 games for the Texas Stars this year, posting a 25-19-5 record with a 2.20 GAA and a .927 SV%. Bachman also collected two assists and six shutouts on the year. During the playoff he went 2-4 with a 2.29 GAA and a .917 SV%.

Chiasson Shines in his Second Season with Boston

Alex Chiasson led the Terriers in scoring in his sophomore season with 34 points (14g, 20a) in 35 games. He also ranked second in the team in goals and penalty minutes (75). Chiasson led the club in game-winning goals (5), power-play goals (6) and tied for first in short-handed goals (2). He now has 53 points (21g, 32a) in 70 games with Boston University.

Brenden Dillon Moves to the AHL from Seattle

Brenden Dillon ranked second on the Seattle Thunderbirds (WHL) in scoring with 59 points (8g, 51a) and penalty minutes (139) in 72 games. His 59 points during the regular season ranked him fifth among WHL defenseman in 2010-11. Following Seattle's season, he made the jump to the American Hockey League when he played 10 games with the Texas Stars at the conclusion of the regular season, collecting eight penalty minutes. He also dressed in six playoff games for Texas, recording two assists and seven penalty minutes.

Scott Glennie Carries Brandon at the End of the Regular Season; Joins Texas at the AHL Level

Scott Glennie ranked second on the Brandon Wheat Kings in scoring in 2010-11 with 91 points (35g, 56a). He recorded 48 points (21g, 37a) in the last 32 games of the season and led the club in scoring during the playoffs with 10 points (3g, 7a) in 6 games. Scott's 91 points ranked tied for eighth in the WHL in scoring in 2010-11. Following the end of Brandon's season he joined the Texas Stars where he played four regular season games with the club, collecting two penalty minutes. He skated in all six games for Texas in the 2011 Calder Cup Playoffs, scoring one goal.

Reilly Smith has Breakout Sophomore Season at Miami

Reilly Smith led the RedHawks in goals (28) and plus/minus (+27), helping the club to a 23-10-6 record. He skated in 38 games for the club in 2010-11, ranking third in points (54) and assists (26). Smith's 28 goals also led the CCHA and his 54 points ranked tied for third in the conference. He now has 64 points (36g, 38a) in 82 career games with Miami.

2010-11 STARS PROSPECT REPORT

REGULAR SEASON

PLAYOFFS

AHL		TEAM	GP	G	A	PTS	PIM	+/-	GP	G	A	PTS	PIM	+/-	
Severin Blindenbacher	Texas	26	1	9	10	10	-4	-	-	-	-	-	-	-	
Maxime Fortunus	Texas	73	5	29	34	20	7	6	0	1	1	2	0		
Aaron Gagnon	Texas	58	14	22	36	24	-9	6	2	2	4	4	-3		
Luke Gazdic	Texas	72	9	8	17	110	-3	5	0	0	0	2	0		
Scott Glennie	Texas	4	0	0	0	2	-2	6	1	0	1	2	0		
Tristan King	Texas	11	2	2	4	6	-1	-	-	-	-	-	-		
Philip Larsen	Texas	54	4	18	22	12	3	6	2	2	4	4	-4		
Trevor Ludwig	Texas	64	1	6	7	58	5	-	-	-	-	-	-		
Brad Lukowich	Texas	67	4	23	27	59	-14	6	1	0	1	2	-5		
Guillaume Monast	Texas	14	0	1	1	10	-1	-	-	-	-	-	-		
Travis Morin	Texas	64	21	24	45	30	9	6	3	4	7	0	-2		
Michael Neal	Texas	16	3	0	3	12	-2	-	-	-	-	-	-		
Ondrej Roman	Texas	72	8	14	22	32	-4	2	0	1	1	0	1		
Raymond Sawada	Texas	57	11	18	29	91	2	6	1	6	7	2	1		
Colton Sceviour	Texas	77	16	25	41	17	4	6	1	0	1	0	-3		
Mathieu Tousignant	Texas	78	10	13	23	120	0	5	1	0	1	0	0		
Tomas Vincour	Texas	44	5	7	12	10	-1	6	0	1	1	4	-2		
Francis Wathier	Texas	68	19	16	35	78	8	6	0	0	0	4	-3		
ECHL		TEAM	GP	G	A	PTS	PIM	+/-	GP	G	A	PTS	PIM	+/-	
Tristan King	Idaho	24	3	10	13	13	-4	6	2	1	3	0	3		
Guillaume Monast	Idaho	48	1	7	8	38	-19	1	0	0	0	0	-1		
Michael Neal	Idaho	46	6	9	15	10	-6	8	0	0	0	4	-6		
JUNIORS		TEAM	GP	G	A	PTS	PIM	+/-	GP	G	A	PTS	PIM	+/-	
Jace Coyle	Medicine Hat (WHL)	49	6	22	28	42	18	15	3	12	15	12	-		
Scott Glennie	Brandon (WHL)	70	35	56	91	58	4	6	3	7	10	6	0		
Alex Guptill	Waterloo (USHL)	43	13	12	25	53	-13	-	-	-	-	-	-		
Hubert Labrie	Gatineau (QMJHL)	9	3	4	7	8	-1	19	3	6	9	22	-		
Alex Theriau	Medicine Hat (WHL)	15	1	8	9	4	16	14	1	5	6	10	-		
NCAA		TEAM	GP	G	A	PTS	PIM	+/-	GP	G	A	PTS	PIM	+/-	
Mike Bergin	R.P.I.	32	2	16	18	30	-	-	-	-	-	-	-		
Alex Chiasson	Boston	35	14	20	34	75	-	-	-	-	-	-	-		
Curtis McKenzie	Miami (Ohio)	37	7	5	12	57	-	-	-	-	-	-	-		
Nico Sacchetti	Minnesota	30	3	4	7	20	-	-	-	-	-	-	-		
Austin Smith	Colgate	41	10	21	31	36	-	-	-	-	-	-	-		
Reilly Smith	Miami (Ohio)	38	28	26	54	18	-	-	-	-	-	-	-		
Scott Winkler	Colorado Coll.	26	3	6	9	4	-	-	-	-	-	-	-		
EUROPE		TEAM	GP	G	A	PTS	PIM	+/-	GP	G	A	PTS	PIM	+/-	
John Klingberg	Frolunda (SEL)	26	0	5	5	10	-3	-	-	-	-	-	-		
Patrik Nemeth	AIK (SEL)	38	1	6	7	18	0	-	-	-	-	-	-		
Max Warn	Helsinki (SM-Liiga)	43	6	6	12	31	1	-	-	-	-	-	-		
GOALIES		TEAM	GP	MIN	REC	GA	GAA	SV%	SO	GP	MIN	REC	GA	GAA	SV%
Richard Bachman	Texas (AHL)	55	3191	28-19-4	117	2.20	.927	6	6	394	2-4-0	15	2.29	.917	
Tyler Beskorowany	Texas (AHL)	18	978	7-8-1	42	2.58	.921	1	1	20	0-0-0	1	3.00	.875	
	Idaho (ECHL)	20	1149	10-5-4	45	2.35	.928	1	-	-	-	-	-	-	
Jack Campbell	Windsor (OHL)	45	2447	24-14-4	155	3.80	.884	0	18	1124	9-6-3	70	3.74	.887	
Pat McGann	Quinnipiac	2	22	0-0-0	2	5.40	.846	0	-	-	-	-	-	-	

2010-2011 Players By Team - Dallas Stars

RK	Pos	Player	Sw #	GP	TOI/G	G	A	Pts	+/-	PIM	PP	SHG	GW	S	S%	
1	C	Brad Richards	91	72	21:43	28	49	77	1	24	7	0	3	272	10.3	
2	L	Loui Eriksson	21	79	20:34	27	46	73	10	8	10	1	6	179	15.1	
3	C	Mike Ribeiro	63	82	19:57	19	52	71	-4	28	7	0	4	161	11.8	
4	L	Brenden Morrow	10	82	19:14	33	23	56	-3	76	9	1	5	209	15.8	
5	L	Jamie Benn	14	69	18:00	22	34	56	-5	52	6	4	3	177	12.4	
6	D	Alex Goligoski	33	83	22:14	14	32	46	20	40	7	0	4	162	8.6	
7	L	Steve Ott	29	82	17:09	12	20	32	-9	183	3	2	4	120	10.0	
8	R	Jamie Langenbrunner	15	70	17:26	9	23	32	-18	45	1	0	3	153	5.9	
9	D	Stephane Robidas	3	81	24:31	5	25	30	-7	67	1	0	1	106	4.7	
10	D	Trevor Daley	6	82	22:29	8	19	27	7	34	2	0	1	131	6.1	
11	R	Adam Burish	16	63	14:20	8	6	14	2	91	0	0	1	89	9.0	
12	D	Jeff Woywitka	44	63	17:56	2	9	11	5	24	1	0	0	72	2.8	
13	R	Brandon Segal	24	46	8:17	5	5	10	0	41	0	0	1	40	12.5	
14	D	Nicklas Grossman	2	59	18:11	1	9	10	7	35	0	0	0	38	2.6	
15	C	Tom Wandell	23	75	11:45	7	2	9	-5	14	0	0	1	94	7.4	
16	D	Karlis Skrastins	37	74	17:57	3	5	8	-1	38	0	0	1	30	10.0	
17	C	Toby Petersen	17	60	10:02	2	4	6	-7	8	0	2	0	58	3.4	
18	D	Mark Fistric	28	57	14:23	2	3	5	-10	44	0	0	1	26	7.7	
19	C	Jason Williams	27	27	8:06	2	3	5	-2	6	0	0	1	18	11.1	
20	C	Brian Sutherby	20	51	7:24	2	2	4	-10	58	0	0	0	32	6.3	
21	R	Krystofer Barch	13	44	5:13	2	1	3	-7	80	0	0	0	16	12.5	
22	C	* Tomas Vincour	81	24	9:25	1	1	2	-5	4	0	0	0	26	3.8	
23	C	* Aaron Gagnon	11	19	8:03	0	2	2	-3	0	0	0	0	9	0.0	
24	D	* Philip Larsen	36	6	13:26	0	2	2	1	0	0	0	0	11	0.0	
25	D	Brad Lukowich	73	5	10:15	0	0	0	2	0	0	0	0	3	0.0	
26	C	Travis Morin	39	3	8:52	0	0	0	0	0	0	0	0	2	0.0	
27	L	* Francis Wathier	48	3	3:55	0	0	0	-2	0	0	0	0	0	0.0	
28	C	* Colton Sceviour	22	1	5:09	0	0	0	-1	0	0	0	0	0	0.0	
29	R	* Raymond Sawada	12	1	5:50	0	0	0	-1	0	0	0	0	1	0.0	
RK	Pos	Goalie	Sw #	GP	W	L	OT	SA	GA	GAA	Sv	Sv%	SO	A	PIM	Min
1	G	Kari Lehtonen	32	69	34	24	11	2043	175	2.55	1868	.914	3	6	6	4,119:11
2	G	Andrew Raycroft	30	19	8	5	0	446	40	2.83	406	.910	2	0	0	847:10
3	G	Richard Bachman	31	1	0	0	0	4	0	0.00	4	1.000	0	0	0	9:35



MIKE MODANO'S CAREER BY THE NUMBERS

NHL DEBUT: Mike Modano made his NHL debut with the Minnesota North Stars during the 1989 playoffs. He played in two games of the Divisional Semifinals series against the St. Louis Blues, starting with Game 2 on April 6, 1989.

FIRST NHL GOAL & POINT: Modano scored his first NHL goal on his first NHL shot at 8:14 of the first period on October 5, 1989, his first regular season game. The shot snuck by Glenn Healy of the New York Islanders and teammate Larry Murphy got the lone assist. Modano finished the game with a goal and an assist on two shots.

FRANCHISE LEADER: Modano is the franchise leader in 15 statistical categories:

Games played:	1,459	Power play goals:	156
Goals:	557	Shorthanded goals:	29
Assists:	802	Even strength goals:	372
Points:	1,359	Game-winning goals:	92
Overtime goals:	9	Power play assists:	331
Penalty shots attempted:	4	Shots:	4,194
Goals in a season by a center:	50 (1993-94)	Highest +/- in a season:	+43 (1996-97)
Most hat tricks in a season:	3 (1998-99) - also Bill Goldsworthy, Dino Ciccarelli, Scott Bjugstad and Bill Guerin.		

RED, WHITE & BLUE: On November 7, 2007, Mike Modano became the highest scoring American-born player in the National Hockey League, passing Phil Housley with his 1,233rd point. He has also passed Joe Mullen as the highest American goal-scorer with his 503rd tally on March 17, 2007. Below are his career rankings among US-born NHL players:

GAMES	GOALS	ASSISTS	POINTS	PP GOALS	GW GOALS	SHOTS
1. Chelios - 1,651	Modano - 561	Housley - 894	Modano - 1,374	Tkachuk - 212	Modano - 92	Modano - 4,279
2. Modano - 1,499	Tkachuk - 538	Modano - 813	Housley - 1,232	Roenick - 184	Roenick - 92	Housley - 3,808
3. Housley - 1,495	Roenick - 513	Leetch - 781	Roenick - 1,216	Modano - 157	Guerin - 77	Guerin - 3,689

STRONG FINISH: At the end of 2010-11 season, Mike Modano ranked in the top-five among active NHL players in the following categories:

GAMES	GOALS	ASSISTS	POINTS	EV GOALS	PP GOALS	SH GOALS	GW GOALS	SHOTS
1. Recchi	Selanne	Recchi	Recchi	Selanne	Selanne	Rolston	Selanne	Modano
2. Modano	Recchi	Lidstrom	Modano	Modano	Recchi	Modano	Modano	Selanne
3. Lidstrom	Modano	Modano	Selanne	Recchi	Modano	Marchant	Recchi	Recchi
4. Hamrlík	Iginla	Weight	Lidstrom	Iginla	Iginla	St. Louis	Iginla	Lidstrom
5. Kovalev	Kovalev	Selanne	Weight	Kovalev	Smyth	Richards	Élias	Rolston

SINGLE SEASON HIGHS: Since the Minnesota North Stars relocated to North Texas in 1993, no other Stars player has recorded more goals (50), points (93) or power play goals (18) than Mike Modano did during the 1993-94 season. He also set the single-season record for most short handed goals (5) in 1996-97 and 1997-98, and is tied with Jere Lehtinen for the longest goal-streak (6 games), accomplished in 1997, 2001 and 2002.

SINCE 1989: Since Mike Modano's rookie season, only three players have scored more points:

PLAYER	POINTS SINCE 1989
1. Jaromir Jagr	1,599 points
2. Joe Sakic	1,579 points
3. Mark Recchi	1,531 points
4. Mike Modano	1,374 points

Modano accumulated 30+ goals and 40+ assists nine times in his career. Only two other players have reached that mark more since 1989.

PLAYER	30+ G / 40+ A SEASONS
1. Jaromir Jagr	13 seasons
2. Mats Sundin	11 seasons
3. Mike Modano	9 seasons
4. Joe Sakic	9 seasons

MIKE MODANO'S CAREER BY THE NUMBERS



SINGLE SEASON HIGHS: Modano reached the following goal, assist and point plateaus a record number of times throughout his career. Below are the franchise records:

20+ goal seasons: 16	40+ assist seasons: 12	60+ point seasons: 13
30+ goal seasons: 9		70+ point seasons: 12
		80+ point seasons: 8
		90+ point seasons: 2 (tied with N. Broten, D. Ciccarelli & B. Smith)

MR. 800: On April 2, 2010 Mike Modano collected his 800th and 801st career assists, becoming the 29th player in NHL history to record 800+ assists. On February 2, 2010, he scored his 92nd career game-winning goal, tying Mark Messier and Jeremy Roenick, and moving one game-winner behind Joe Nieuwendyk.

ALL-TIME GAMES PLAYED	ALL-TIME GOALS	ALL-TIME ASSISTS	ALL-TIME POINTS	ALL-TIME GW GOALS
13 - S. Yzerman 1,514	T21 - J. Nieuwendyk 564	26 - G. Perreault 814	22 - B. Hull 1,391	T9 - Nieuwendyk/Fedorov 93
14 - M. Modano 1,499	T21 - M. Sudin 564	T27 - J. Bucyk 813	22 - M. Modano 1,374	T11 - M. Modano 92
15 - P. Housley 1,495	23 - M. Modano 561	T27 - M. Modano 813	23 - J. Bucyk 1,369	T11 - M. Messier 92
16 - N. Lidstrom 1,494	24 - G. Lafleur 560	29 - P. Turgeon 812	24 - B. Shanahan 1,354	T11 - J. Roenick 92

FAVORITE GOALIES: Mike Modano scored on 144 different goaltenders in the NHL. He scored 18 goals against both Curtis Joseph and Felix Potvin:

GOALTENDER	GOALS
Curtis Joseph	18
Felix Potvin	18
Grant Fuhr	14
Tim Cheveldae	13
Evgeni Nabokov	13

TEAMMATES: Modano skated alongside 289 different players in his career. Seven different players played on the same team as Modano in 500+ games:

PLAYER	GAMES WITH MODANO
Sergei Zubov	767
Jere Lehtinen	758
Derian Hatcher	748
Richard Matvichuk	661
Darryl Sydor	644
Brenden Morrow	594
Craig Ludwig	514

- * Jere Lehtinen assisted on 91 regular-season goals by Mike Modano.
- * Mike Modano assisted on 100 regular-season goals by Jere Lehtinen.

GETTING AROUND: Modano played at least one regular season game in 56 different venues in his career and scored a goal in 50 of them.

VENUE	GAMES	VENUE	GOALS
American Airlines Center	300	Reunion Arena	138
Reunion Arena	272	American Airlines Center	92
Met Center	159	Met Center	67
Joe Louis Arena	58	HP Pavilion	19
HP Pavilion	39	Joe Louis Arena	19
Honda Center	37	Maple Leaf Gardens	15

MIKE MODANO'S CAREER BY THE NUMBERS



MULTI-POINT GAMES: Modano has recorded 357 career multi-point games.

POINTS	TIMES	LAST
2pt Games	255 times	4/8/10 vs. ANA (1G, 1A)
3pt Games	85 times	10/25/08 vs. WSH (1G, 2A)
4pt Games	15 times	12/18/99 @ VAN (2G, 2A)
5pt Games	2 times	2/10/02 @ ANA (1G, 4A)
6pt Games	1 time	2/1/95 vs. ANA (2G, 4A)

PLAYOFFS: Modano is the Stars franchise leader in 11 postseason categories:

Seasons played: 15	Power play goals: 24
Games played: 174	Shorthanded goals: 2 (tied for first)
Goals: 58	Even strength goals: 32
Assists: 87	Game-winning goals: 15
Points: 145	Shots: 502
Power play assists: 33	Short-handed assists: 3

* He also holds a share of the franchise record for the longest point-streak in the postseason, after recording a point in eight-straight games during the 2000 playoffs (also Dennis Maruk, Tony McKegney and Neal Broten).

Below are Modano's all-time playoff rankings among American-born players:

PLAYOFF GAMES	PLAYOFF GOALS	PLAYOFF ASSISTS	PLAYOFF POINTS	PLAYOFF PP GOALS	PLAYOFF GWG	PLAYOFF SHOTS
1. Chelios - 266	Mullen - 60	Chelios - 113	Modano - 146	Modano - 24	Drury - 17	Chelios - 587
2. Ludwig - 177	Modano - 58	Modano - 88	Chelios - 144	K. Stevens - 20	Modano - 15	Modano - 507
3. Modano - 176	Roenick - 53	Janney - 86	Roenick - 122	Leclair - 18	Roenick - 12*	Leclair - 387

* Tied with Jamie Langenbrunner

HONORS & AWARDS:

- * Modano won a team-high eight Stars' Masterton Awards, given to the team's most valuable player.
- * He was named to the NHL All-Rookie Team in 1990.
- * He won the Stanley Cup in 1999 with the Dallas Stars.
- * He was named to eight different NHL All-Star Games. (1993, 1998, 1999, 2000, 2003 as captain, 2004, 2007 & 2009).

INTERNATIONAL HOCKEY:

- * Modano participated in three Olympic Games in his career. The 1998 games in Nagano, Japan, 2002 games in Salt Lake City, Utah and 2006 in Torino, Italy.
- * Modano took home the Silver medal on home soil at the 2002 games in Utah.
- * He has competed in three World Championships (1990, 1993 & 2005).
- * He has also represented his country in the 1991 Canada Cup as well as winning the 1996 World Cup of Hockey. Modano also played in the 2004 World Cup of Hockey.
- * He has accumulated 14 goals and 27 assists for 41 points in 57 senior international games.
- * Modano also competed in the 1988 and 1989 World Junior Championships.



DALLAS STARS, DR PEPPER ARENA

2601 Avenue of the Stars, Frisco, Texas 75034
214.387.5500 Fax: 214.387.5610

Tickets: 214.GO.STARS | DallasStars.com



facebook.com/DallasStars



@DallasStars

DALLAS STARS EXECUTIVES:

President..... Tony Tavares
Executive Vice President, Finance & CFO Robert Hutson
Executive Assistant Christine Hill

HOCKEY OPERATIONS:

General Manager..... Joe Nieuwendyk
Director, Player Personnel Les Jackson
Assistant General Manager..... Frank Provenzano
Head Coach Glen Gulutzan
Associate Coach Willie Desjardins
Assistant Coach..... Paul Jerrard
Hockey Operations Assistant Stu Barnes
Goaltending Coach Mike Valley
Strength and Conditioning Coach..... Brad Jellis
Manager, Hockey Administration..... Mark Janko
Executive Assistant, Hockey Operations Pam Wenzel
Director, Team Services..... Jason Rademan
Director, Minor League Operations, Pro Scout Scott White
Director, European Scouting..... Kari Takko
Director, Pro Scouting..... Paul McIntosh
Professional Scouts Danny O'Brien, Doug Overton
Amateur Scouts..... Shane Churla, Jack Foley, Bob Gernander,
..... Dennis Holland, Jiri Hrdina, Jimmy Johnston, Alex LePore,
..... John Markell, Rickard Oquist, Borys Protsenko, Shane Turner
Head Athletic Trainer Dave Zeis
Associate Athletic Trainer..... Craig Lowry
Head Equipment Manager..... Steve Sumner
Assistant Equipment Manager Dennis Soetaert
Assistant Equipment Manager Donny White
Player Development Coordinator..... J.J. McQueen
Massage Therapist Cleo Bates
Video Coordinator..... Kelly Forbes

MEDICAL STAFF:

Head Team Physician and Orthopedic Surgeon Dr. Mark Muller
Orthopedic Surgeon Dr. John Baker
Orthopedic Specialists Dr. Drew Dossett,
..... Dr. Gene Curry, Dr. Andrew Clavenna
Plastic Surgeon Dr. Jeff Kenkel, Dr. Bill Adams
Team Dentists Dr. Wayne Scott, Dr. Julie Scott
Internist..... Dr. John C. Brooks, Dr. Reuben Elowitz
Team Ophthalmologists Dr. John N. Harrington, Dr. Grant D. Gilliland
Physical Therapist..... Allan Thompson
Oral & Maxillofacial Surgeon Dr. Robert G McNeill
Chiropractor..... Dr. Mary Collings

BROADCASTING AND CREATIVE:

Assistant Vice President, Marketing, Broadcasting and Creative..... Jason Walsh
Play-By-Play Announcer Ralph Strangis
Color Analyst..... Daryl Reaugh
Associate Producer, Broadcast Manager..... John Sponsler
Manager, Production..... Jerry Miranda
Coordinator, Animation..... Jeff Neal
Coordinator, Production..... Jason Danby
Web Producer..... Cody Eastwood

BUSINESS OPERATIONS:

Assistant Vice President, Business Operations Bill Herman

COMMUNICATIONS:

Assistant Vice President, Communications Rob Scichili
Coordinators, Communications Joe Calvillo, Greg Ramirez
Game-Day Staff Ashley Ernisse, Randy Krone
Communications Intern..... Tyler Bouldin
Game-Day Interns Carrie Adams, Reid Copeland
Team Photographer Glenn James

DALLAS STARS FOUNDATION:

Executive Director, Dallas Stars Foundation Lora Farris
Coordinator, Dallas Stars Foundation..... Jennifer Petty
Dallas Stars Foundation Assistant..... Christa Martinez

CORPORATE PARTNERSHIPS:

Vice President, Corporate Partnerships Ben Cahalane
 Director, Corporate PartnershipsRodney Ferrell
 Director, Corporate PartnershipsDan Fitzsimmons
 Account Executive, Corporate Partnerships Brad Cruson
 Senior Consultant..... Bill Strong
 Department ManagerBen Young
 Account Manager Lisa Solomon

FINANCE AND ACCOUNTING:

ControllerMelissa Embry
 Accounting ManagerJulianne Whitley
 Accountants..... Travis Jones, Andrew Keeling
 Payroll Manager.....Gina Bergman
 Accounts Payable Matt Jones

HUMAN RESOURCES:

Director, Human ResourcesAmy Gomez
 Coordinator, Human Resources..... Kelly Billingham
 ReceptionKatie Huchingson, Heather Leo

INFORMATION TECHNOLOGY:

Senior Network Engineer Erwin Chung
 LAN TechnicianCassie Allen
 System Engineer Anthony Mendheim

MARKETING:

Assistant Vice President, Marketing John Alexander
 Senior Director of Game Entertainment & Events Jon Adams
 Senior Graphic DesignerChase Hargrove
 Manager, Digital MediaLane Pate
 Manager, Marketing Trent Morton
 Manager, Database Marketing..... Ashley Tamez
 Senior Coordinator, Social Media/Marketing..... Matt Kopil
 Coordinator, Fan Development/Promotions.....Steve Phillips
 Ice Girls Coordinator Wendy Dutton
 Public Address Announcer Bill Oellermann
 Anthem Singer & Game Host Celena Rae
 Music Director & Game Host..... Jeff K

MERCHANDISING:

Director, Merchandising Jason Atkinson
 Assistant Director, Merchandise..... Oscar Garza
 Manager, Warehouse Carissa Wyckoff
 Inventory ControllerGary Peterson

TICKET OPERATIONS:

Manager, Ticket Operations Jeff Gogerty
 Senior Box Office AssistantsKenna Talley, Sharon Talley
 Box Office AssistantWes Moore

TICKET SALES:

Assistant Vice President, New Business Development..... Aldo Truden
 Director, Client Relations..... Sam Bays
 Director, Group & Suite Sales John Higgins
 Senior Account Executives, Client Relations Thomas Arendt,
 Kamryn Berard, Mike Montgomery,
 Brandon Sheard, Brad Stiles, Daniel Venegas
 Customer Service Representatives, Full Season Ticket Holders
 Brett Dougherty, Holly Thompson
 Account Executives, New Business DevelopmentScott Bowden,
 Shay Butler, Justin Deutsch, Chris Diamond,
 Dominic Falbo, Cristin Grimes, Jeff McKee
 Account Executives, Group & Suite Sales D'Ann Faight, Ginny Gotcher,
Kourtney Karr
 Customer Service Representative, Group & Suite SalesAanya Reiten

DR PEPPER STARGCENTER:

Vice President Ed Reusch
 Senior Director, Hockey ProgramsKeith Andresen
 Director, Operations..... David Copland
 Director, Farmers Branch/Hockey Programs Manager Jeff Mead
 Senior Manager, Operations Dan Sawyers
 Senior Manager, Business Operations..... Mary Anne Huchingson
 Managers, Hockey Programs..... John McManaman,
 Duane "Whip" Wylie, Tom Yockey
 Managers Skating ProgramsDarlene Cain, Lisa Cushley,
Christy Malacrea, Joan Holdburg
 Managers Team Store Brian Barnard, Judy McNeil,
 Joseph Otsuka, Shane Prevratil
 Managers Front Desk..... Calley Fletcher, Johnnie Hunt,
 Bill Lyons, Cody Rudnick
 Managers Operations Chris Italia, William Murphy,
 Bart Shoulders, Brian Winstead

DR PEPPER ARENA MANAGEMENT:

Vice President Ed Reusch
 Assistant Vice President Bill Herman
 Director, Operations..... Dave Copland
 Manager, Event Services..... Janell Fondry
 Coordinator, Audio/Visual Matt Carter

